



TLR SAMPLE COOLER

TLR SAMPLE COOLER HELICAL COIL SAMPLE COOLER

Compact, efficient sample cooling for gases and liquids

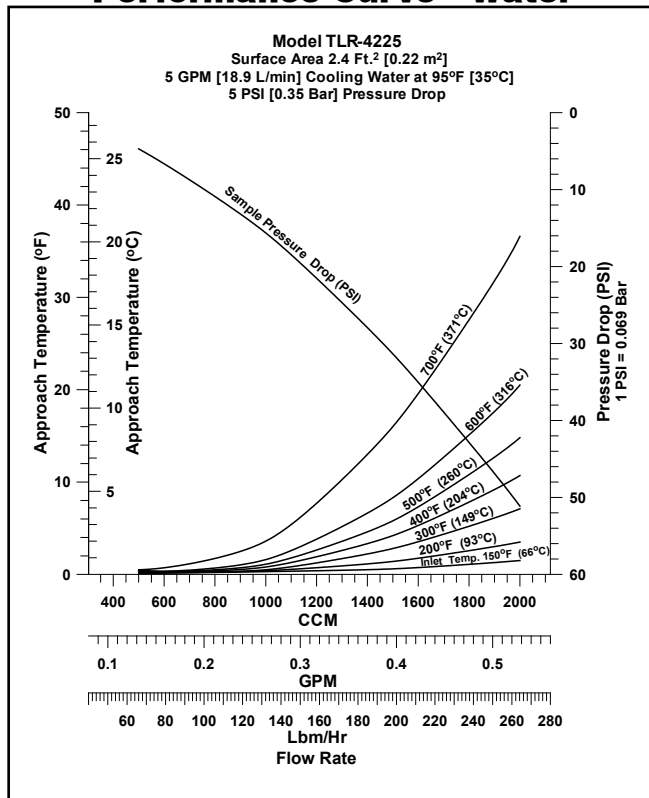
Features

- Double helical coil design
- Minimize cooling water needs
- Wide variety of exotic alloys for corrosion resistance
- Retained shellside gasket reduces re-assembly time
- Formed shell allows more flexibility in shell materials
- Mounting bracket can be installed without removing flange bolts

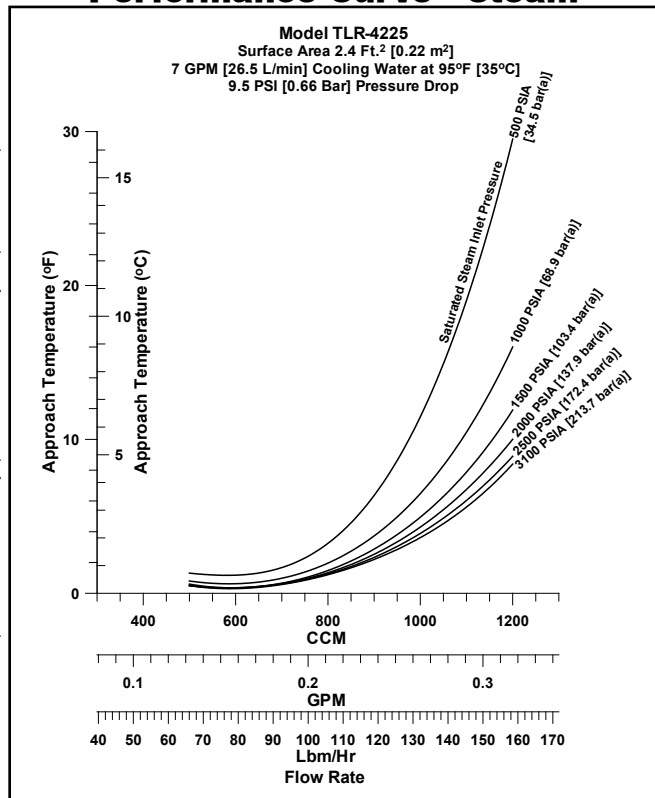
Description

The TLR series sample cooler is the most efficient and cost effective sample cooler available. Optimal service for flows below 1800 cc/min for single phase and below 1000 cc/min for condensing heat transfer. Standard tube side materials are 316/316L SS and Alloy (Inconel®) 625. Optimized for steam condensing service.

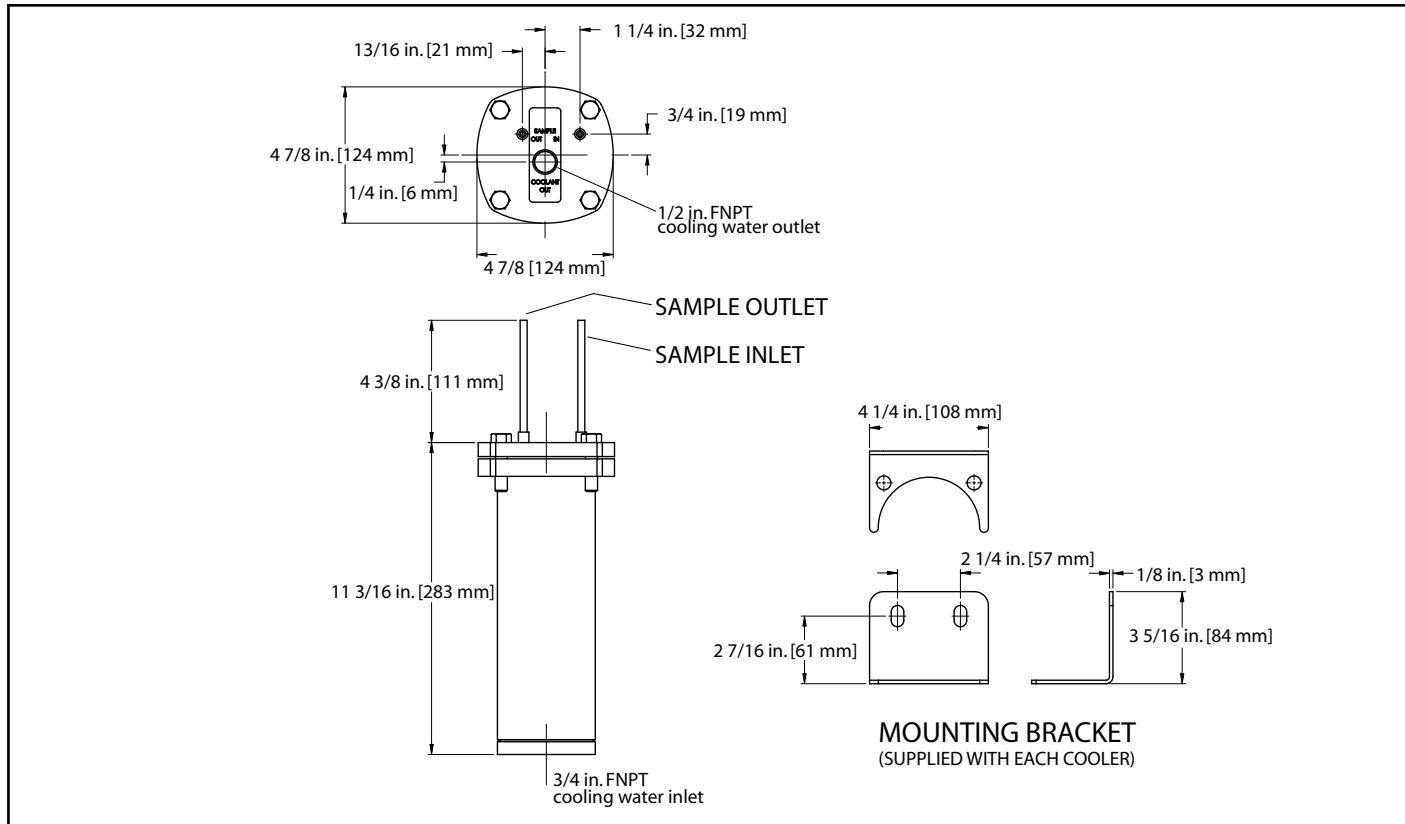
Performance Curve - Water



Performance Curve - Steam



Due to two-phase flow variability, please consult factory for pressure drop.



Specifications – TLR Series

Model No.	Shell Design	Tube Design	Tube Material	Shell Material	Area	Shipping Weight	Part Number
TLR-4225	450 psi @ 650°F 31 bar @ 345°C	5000 psi @ 1000°F 345 bar @ 540°C	316/316L SS 1/4" O.D. x 0.049" AW	304 SS	2.4 ft ² 0.22 m ²	17 lbs 8 kg	7-03951A
TLR-4225U	450 psi @ 650°F 31 bar @ 345°C	4400 psi @ 1000°F 303 bar @ 540°C	316/316L SS 1/4" O.D. x 0.049" AW	304 SS	2.4 ft ² 0.22 m ²	17 lbs 8 kg	7-03951B
TLR-42B5	450 psi @ 650°F 31 bar @ 345°C	5000 psi @ 1100°F 345 bar @ 593°C	Alloy (Inconel®) 625 1/4" O.D. x 0.035" AW	304 SS	2.4 ft ² 0.22 m ²	17 lbs 8 kg	7-03951C
TLR-42B5U	450 psi @ 650°F 31 bar @ 345°C	5000 psi @ 1100°F 345 bar @ 593°C	Alloy (Inconel®) 625 1/4" O.D. x 0.035" AW	304 SS	2.4 ft ² 0.22 m ²	17 lbs 8 kg	7-03951D
TLR-4BB5	450 psi @ 650°F 31 bar @ 345°C	5000 psi @ 1100°F 345 bar @ 593°C	Alloy (Inconel®) 625 1/4" O.D. x 0.035" AW	Alloy (Inconel®) 625	2.4 ft ² 0.22 m ²	17 lbs 8 kg	7-03951E

NOTES:

- U in model number denotes ASME stamped model.
- Canadian Registration Number available for ASME stamped models only. Consult factory for CRN and other options and information.
- Vessels are exempt from CE marking per PED 97/23/EC, TÜV. Vessels are below or equal to the limits set forth in Article 3, Sections 1.1, 1.2, 1.3 and Section 2 as applicable, and are designed and manufactured in accordance with sound engineering practice (meets the general requirements of the ASME Section VIII, Division 1, Boiler And Pressure Vessel Code). Nameplate will bear the name of Sentry Equipment Corp and safety instructions will be included per Article 3, Section 2.

WARNING

It is solely the responsibility of the end-user, through its own analysis and testing, to select products and materials suitable for their specific application requirements, ensure they are properly installed, safely applied, properly maintained, and limit their use to their intended purpose. Improper selection, installation, or use may result in personal injury or property damage.



SENTRY EQUIPMENT CORP

PO Box 127
Oconomowoc, WI 53066 USA
Phone: 262-567-7256
Fax: 262-567-4523

E-mail:
sales@sentry-equip.com

Website:
www.sentry-equip.com

QUALITY MANAGEMENT SYSTEM
CERTIFIED BY DNV
ISO 9001:2008

For further information, contact: