

TRUMBULL

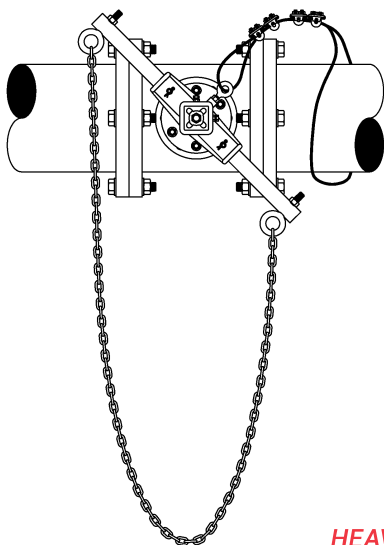
TRUMBULL INDUSTRIES, INC.

Phone: 330.799.3333 | 1040 N. Meridian Rd.
Toll Free: 800.677.1799 | P.O. Box 1556
Fax: 330.392.0756 | Youngstown, Ohio 44501

www.trumbull-mfg.com

Chain Lever

Used for Manual Operation of Quarter-Turn Valves Installed Overhead



TRUMBULL CHAIN LEVERS save the unnecessary expense of adding a gear and chainwheel to valves that don't require a gear to operate. Handles are 1" sch 40 pipe. Stocked with an overall length of 24"; longer lengths made to order. Our Chain Levers are designed to fit on a 2" square nut whose flat sides are parallel to the flow line, when the valve is either fully open or closed (see illustration on left). To our knowledge, our Chain Lever will properly operate all plug valves, other than Milliken.

PLATED EYEBOLTS, HARDWARE & CONNECTOR LINKS furnished standard

HEAVY DUTY DUCTILE IRON HEAD CASTING stronger, yet lighter than grey iron

TAPPED FOR STANDARD EYEBOLT used for installation of our secondary safety restraint system which should be attached to an adjacent pipe or valve component (see pages G-57 and G-58)

PLATED CLEVIS PIN AND COTTER KEY join handle to head

OPENING IN CASTING allows for secure fastening to valve stem

NOTE:

The Chain Lever should be bolted or pinned to the valve stem, then fastened to the 2" nut with cap screw and jam nut

Chain Lever

Includes handles and hardware.

Accessories

For machine chain, order specific length required.

Trumbull Item No.	Overall Length	Weight
367-9988	24"	8.50 lbs.

Description	Trumbull Item No.	Weight
Machine Chain, straight link, size 2/0	172-1219	0.32 lbs./ft.
Secondary Safety Restraint Kit, less eyebolt	367-1975	1.25 lbs.
Eyebolt, for Secondary Safety Restraint Kit	367-1974	0.25 lbs.

TRUMBULL

TRUMBULL INDUSTRIES, INC.

Phone: 330.799.3333 1040 N. Meridian Rd.
Toll Free: 800.677.1799 P.O. Box 1556
Fax: 330.392.0756 Youngstown, Ohio 44501

www.trumbull-mfg.com

Ductile Iron Chainwheels

Sprocket-Type, for use with Single Loop Cut Chain

Used to operate overhead valves from the floor.

DUCTILE IRON CHAINWHEELS allow operation of valves, actuators, or gear boxes in high, hard-to reach locations by means of a slight pull on the chain. Universal design allows Chainwheel to be clamped to handwheel, or pinned directly to the stem.

Ductile Iron Chainwheels are furnished with plated steel attachment hardware for clamping to a handwheel. When Chainwheel is to be pinned to the stem, direct mount adapters are available. The adapters require pinning to the stem as illustrated on page G-56. Adapter is pre-drilled with pin hole, and supplied with a stainless steel pin for customer mounting to the stem. Drilling of the stem by customer. To prevent serious injury, we recommend the use of our Secondary Safety Restraint System (see pages G-59 and G-60). All Trumbull Chainwheels are furnished with a threaded boss for the addition of our Safety Restraint System.

Trumbull Item No.	Size No.	Diameter	Boxed Weight	Handwheel OD Range Chainwheel will Fit	Chain Size	Galvanized Chain	Stainless Chain	Chain Length (2X drop) plus...
						Trumbull Item No.	Trumbull Item No.	
367-1873	TR-0.0	4"	2.25 lbs.	2" to 4"	#2	172-1650	---	1 ft.
367-1874	TR-1.0	6"	5.40 lbs.	4-1/4" to 5-3/4"	1/0	367-1894	367-1897	1 ft.
367-1875	TR-1.5	7-1/2"	8.75 lbs.	6" to 7-1/2"	1/0	367-1894	367-1897	1 ft.
367-1876	TR-2.0	9"	13.40 lbs.	7-3/4" to 9"	1/0	367-1894	367-1897	1-1/2 ft.
367-1877	TR-2.5	12-1/2"	17.00 lbs.	9-1/4" to 12-1/2"	4/0	367-1895	367-1898	1-1/2 ft.
367-1878	TR-3.0	15-1/2"	21.60 lbs.	12-3/4" to 15-1/2"	4/0	367-1895	367-1898	2 ft.
367-1879	TR-3.5	19"	30.85 lbs.	15-3/4" to 19"	4/0	367-1895	367-1898	2-1/2 ft.
367-1880	TR-4.0	22"	42.75 lbs.	19-1/4" to 22"	5/0	367-1896	367-1901	3 ft.
367-1881	TR-4.5	26"	49.00 lbs.	22-1/2" to 26"	5/0	367-1896	367-1901	3-1/2 ft.
367-1882	TR-5.0	30"	63.40 lbs.	22-1/2" to 36"	5/0	367-1896	367-1901	4 ft.

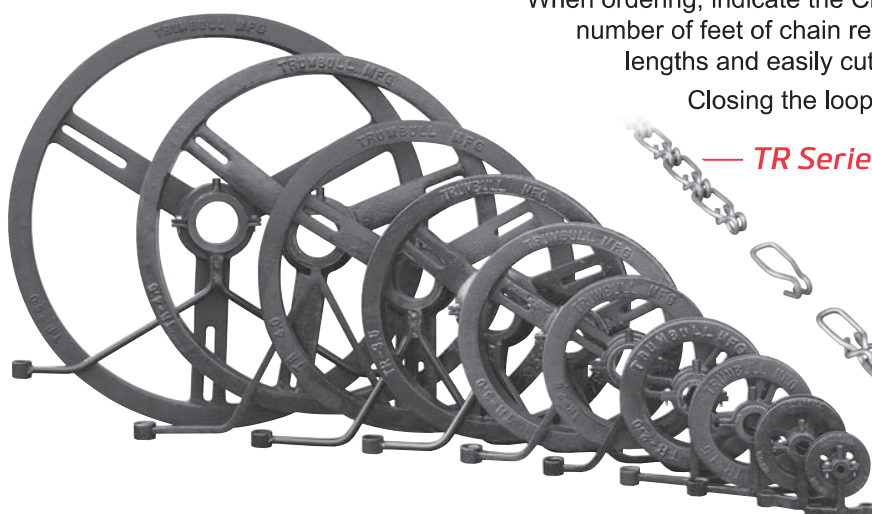
When ordering, indicate the Chainwheel and chain size numbers and the number of feet of chain required. Chain is provided in continuous lengths and easily cut in the field to exact length needed.

Closing the loop is simple with Connecting Links . . .

— TR Series Connecting Links —

Chain Size	Galv.	Stainless
	Trumbull Item No.	Trumbull Item No.
1/0	367-1994	367-1997
4/0	367-1995	367-1998
5/0	367-1996	---

See page G-57 for more information about our Connecting Links.



DUCTILE IRON and Aluminum Chainwheels are sprocket-type, using single loop cut chain. Carbon Steel and Stainless Steel Chainwheels are pocket-type, using smooth welded link machine chain. See page G-53 for Chainwheel dimensions.

TRUMBULL

TRUMBULL INDUSTRIES, INC.

Phone: 330.799.3333 | 1040 N. Meridian Rd.
Toll Free: 800.677.1799 | P.O. Box 1556
Fax: 330.392.0756 | Youngstown, Ohio 44501

www.trumbull-mfg.com

Aluminum Chainwheels


Sprocket-Type, for use with Single Loop Cut Chain
Used to operate overhead valves from the floor.

ALUMINUM CHAINWHEELS allow operation of valves, actuators, or gear boxes in high, hard-to reach locations by means of a slight pull on the chain. The light weight of aluminum Chainwheels is desirable to minimize the weight on the stems. Universal design allows Chainwheel to be clamped to a handwheel, or pinned directly to the stem.

Provided with a protective coating.

Aluminum Chainwheels are furnished with stainless steel attachment hardware for clamping to a handwheel. When Chainwheel is to be pinned to the stem, direct mount adapters are available. The adapters require pinning to the stem as illustrated on page G-56. Adapter is pre-drilled with pin hole, and supplied with a stainless steel pin for customer mounting to the stem. Drilling of the stem by customer.

To prevent serious injury, we recommend the use of our Secondary Safety Restraint System (see pages G-59 and G-60 for more information). All Trumbull Chainwheels are furnished with a threaded boss for the addition of our Safety Restraint System.



Trumbull Item No.	Size No.	Diameter	Boxed Weight	Handwheel OD Range Chainwheel will Fit	Chain Size	Galvanized Chain	Stainless Chain	Chain Length (2X drop) plus...
						Trumbull Item No.	Trumbull Item No.	
367-2020	TRA-0.0	4"	1.05 lbs.	2" to 4"	#2	172-1650	---	1 ft.
367-2021	TRA-1.0	6"	2.65 lbs.	4-1/4" to 5-3/4"	1/0	367-1894	367-1897	1 ft.
367-2022	TRA-1.5	7-1/2"	4.15 lbs.	6" to 7-1/2"	1/0	367-1894	367-1897	1 ft.
367-2023	TRA-2.0	9"	5.30 lbs.	7-3/4" to 9"	1/0	367-1894	367-1897	1-1/2 ft.
367-2024	TRA-2.5	12-1/2"	7.90 lbs.	9-1/4" to 12-1/2"	4/0	367-1895	367-1898	1-1/2 ft.

Ordering Info

When ordering, indicate the Chainwheel and chain size numbers and the number of feet of chain required. Chain is provided in continuous lengths and easily cut in the field to exact length needed.

Closing the loop is simple with Connecting Links.

TR Series Connecting Links

Chain Size	Galv.	Stainless
	Trumbull Item No.	Trumbull Item No.
1/0	367-1994	367-1997
4/0	367-1995	367-1998
5/0	367-1996	---

See page G-57 for more info.



Note Ductile Iron and **ALUMINUM** Chainwheels are sprocket-type, using single loop cut chain. Carbon Steel and Stainless Steel Chainwheels are pocket-type, using smooth welded link machine chain. See page G-53 for Chainwheel dimensions.

TRUMBULL

TRUMBULL INDUSTRIES, INC.

Phone: 330.799.3333 1040 N. Meridian Rd.
Toll Free: 800.677.1799 P.O. Box 1556
Fax: 330.392.0756 Youngstown, Ohio 44501

www.trumbull-mfg.com

Stainless Steel Chainwheels

Type 316 Pocket-Type, for Trumbull 316L Welded Link Machine Chain



Used to operate overhead valves from the floor.

STAINLESS STEEL CHAINWHEELS allow operation of valves, actuators, or gear boxes in high, hard-to reach locations by means of a slight pull on the chain. Universal design allows Chainwheel to be clamped to a handwheel, or pinned directly to the stem. Designed for corrosive environments, our Stainless Steel Chainwheels are Type 316 investment steel castings. Ideal in chemical processing, outdoor installations, or salt water environments.

Stainless Chainwheels are furnished with stainless steel attachment hardware for clamping to a handwheel. When Chainwheel is to be pinned to the stem, direct mount adapters are available. The adapters require pinning to the stem as illustrated on page G-56. Adapter is pre-drilled with pin hole, and supplied with a stainless steel pin for customer mounting to the stem. Drilling of the stem by customer.

Pocket-type Chainwheels use smooth, welded link chain. Trumbull chain is calibrated specifically for use on the full range of Trumbull pocket-type Chainwheels and is required for smooth operation.

To prevent serious injury, we recommend the use of our Secondary Safety Restraint System (see pages G-59 and G-60). Furnished with a threaded boss for the addition of Safety Restraint System.



CORRODED CI CHAINWHEEL shows advantage of stainless

Trumbull Item No.	Size No.	Diameter	Boxed Weight	Handwheel Range Chainwheel will Fit**	Bore*** Diameter	Chain Length (2X Drop)
367-1825	TRS-4D*	4-1/8"	4.75 lbs.	1-1/2" I.D. to 4-1/2" O.D.	0.500	Plus 1 ft.
367-1830	TRS-6D*	5-7/8"	8.65 lbs.	2-1/8" I.D. to 6-1/4" O.D.	0.850	Plus 1 ft.
367-1833	TRS-8B	8"	14.40 lbs.	7-1/2" O.D. to 10-1/2" O.D.	1.500	Plus 1-1/2 ft.
367-1845	TRS-12B	11-5/8"	19.80 lbs.	8-1/2" O.D. to 13-1/2" O.D.	1.500	Plus 1-1/2 ft.
367-1850	TRS-15B	15-3/16"	23.90 lbs.	9-1/2" O.D. to 17-1/2" O.D.	1.500	Plus 2 ft.
367-1860	TRS-22B	22-1/4"	34.45 lbs.	13" O.D. to 25" O.D.	1.500	Plus 3 ft.
367-1870	TRS-29B	29-1/4"	48.00 lbs.	17-3/4" O.D. to 32" O.D.	1.500	Plus 4 ft.
367-1871	TRS-29C	29-1/4"	48.00 lbs.	22-1/2" O.D. to 37" O.D.	1.500	Plus 4 ft.

* D suffix denotes "Disc", used in lieu of standard clamping hardware; see page G-55 for illustration.

** The ranges above are for Size "B" attachment stampings, furnished standard with TRS-8 to TRS-29 Chainwheels. Chainwheels can fit handwheel diameters outside these ranges by using optional hardware (see chart on page G-55). Consult your Sales Rep for either shorter or longer attachment set stampings.

*** Consult factory if using OS&Y gate valves with stem diameters greater than bore diameters shown.

Machine Chain



Description	Trumbull Item No.
316L SS Machine Chain	367-1815
SS Connecting Link	367-1816



Ductile Iron and Aluminum Chainwheels are sprocket-type, using single loop cut chain.
Carbon Steel and **STAINLESS STEEL** Chainwheels are pocket-type, using smooth welded link machine chain. See page G-53 for Chainwheel dimensions.

TRUMBULL

TRUMBULL INDUSTRIES, INC.

Phone: 330.799.3333 | 1040 N. Meridian Rd.
Toll Free: 800.677.1799 | P.O. Box 1556
Fax: 330.392.0756 | Youngstown, Ohio 44501

www.trumbull-mfg.com

Carbon Steel Chainwheels

Pocket-Type, for Trumbull 316L Welded Link Machine Chain

Used to operate overhead valves from the floor.

CARBON STEEL CHAINWHEELS allow operation of valves, actuators, or gear boxes in high, hard-to reach locations by means of a slight pull on the chain. Universal design allows Chainwheel to be clamped to a handwheel, or pinned directly to the stem.

Carbon Steel Chainwheels are furnished with stainless steel attachment hardware for clamping to a handwheel. When Chainwheel is to be pinned to the stem, direct mount adapters are available. The adapters require pinning to the stem as illustrated on page G-56. Adapter is pre-drilled with pin hole, and supplied with a stainless steel pin for customer mounting to the stem. Drilling of the stem by customer.

Carbon Steel Chainwheels are finished with e-coating.

Pocket-type Chainwheels use smooth, welded link chain. Trumbull chain is calibrated specifically for use on the full range of Trumbull pocket-type Chainwheels and is required for smooth operation.

To prevent serious injury, we recommend the use of our Secondary Safety Restraint System (see pages G-59 and G-60). All Trumbull Chainwheels are furnished with a threaded boss for the addition of our Safety Restraint System.



Trumbull Item No.	Size No.	Diameter	Boxed Weight	Handwheel Range Chainwheel will Fit**	Bore*** Diameter	Chain Length (2X drop)
367-1829	TRCS-6PD*	5-7/8"	8.50 lbs.	2-1/8" I.D. to 6-1/4" O.D.	0.850	Plus 1 ft.
367-1832	TRCS-8PB	8"	14.35 lbs.	7-1/2" O.D. to 10-1/2" O.D.	1.500	Plus 1-1/2 ft.
367-1844	TRCS-12PB	11-5/8"	18.65 lbs.	8-1/2" O.D. to 13-1/2" O.D.	1.500	Plus 1-1/2 ft.
367-1849	TRCS-15PB	15-3/16"	24.75 lbs.	9-1/2" O.D. to 17-1/2" O.D.	1.500	Plus 2 ft.
367-1859	TRCS-22PB	22-1/4"	34.80 lbs.	13" O.D. to 25" O.D.	1.500	Plus 3 ft.
367-1869	TRCS-29PB	29-1/4"	45.05 lbs.	17-3/4" O.D. to 32" O.D.	1.500	Plus 4 ft.

* D suffix denotes "Disc", used in lieu of standard clamping hardware; see page G-55 for illustration.

** The ranges above are for Size "B" attachment stampings, furnished standard with TRS-8 to TRS-29 Chainwheels. Chainwheels can fit handwheel diameters outside these ranges by using optional hardware (see chart on page G-55). Consult your Sales Rep for either shorter or longer attachment set stampings.

*** Consult factory if using OS&Y gate valves with stem diameters greater than bore diameters shown.

Machine Chain & Connecting Links

Order length of chain required.



Description	Trumbull Item No.
Plated Carbon Steel Machine Chain	367-1818
316L Stainless Steel Machine Chain	367-1815
Stainless Steel Connecting Link	367-1816



Ductile Iron and Aluminum Chainwheels are sprocket-type, using single loop cut chain.

CARBON STEEL and Stainless Steel Chainwheels are pocket-type, using smooth welded link machine chain. See page G-53 for Chainwheel dimensions.

TRUMBULL

TRUMBULL INDUSTRIES, INC.

Phone: 330.799.3333 1040 N. Meridian Rd.
Toll Free: 800.677.1799 P.O. Box 1556
Fax: 330.392.0756 Youngstown, Ohio 44501

www.trumbull-mfg.com

Sprocket-Type Chainwheel Dimensions

Ductile Iron	TR-0.0	TR-1.0	TR-1.5	TR-2.0	TR-2.5	TR-3.0	TR-3.5	TR-4.0	TR-4.5	TR-5.0
Trumbull Item Number	367-1873	367-1874	367-1875	367-1876	367-1877	367-1878	367-1879	367-1880	367-1881	367-1882
Boxed Weight (lbs.)	2.2	5.4	8.8	13.4	17.0	21.6	30.9	42.8	49.0	63.4

Aluminum	TRA-0.0	TRA-1.0	TRA-1.5	TRA-2.0	TRA-2.5	---	---	---	---	---
Trumbull Item Number	367-2020	367-2021	367-2022	367-2023	367-2024	---	---	---	---	---
Boxed Weight (lbs.)	1.0	2.7	4.2	5.3	7.9	---	---	---	---	---

Chainwheel O.D.	4"	6"	7-1/2"	9"	12-1/2"	15-1/2"	19"	22"	26"	30"
Chainwheel Assembly Fits Handwheel O.D. Range	2" to 4"	4-1/4" to 5-3/4"	6" to 7-1/2"	7-3/4" to 9"	9-1/4" to 12-1/2"	12-3/4" to 15-1/2"	15-3/4" to 19"	19-1/4" to 22"	22-1/2" to 26"	22-1/2" to 36"
Chain Size	Size #2	Size 1/0			Size 4/0			Size 5/0		
Attachment Set Size	Disk #0 367-2005	Disk #1 367-2006	"A" 367-1810		"B" 367-1811	"C" 367-1812			"D" 367-1813	
"D" (Overall Depth)	1-7/8"	2-3/8"	2-1/2"	2-1/2"	2-9/16"	2-9/16"	2-9/16"	2-5/8"	2-5/8"	3-5/16"
"H" (Overall Height)	5"	6-7/8"	8-3/4"	10-3/4"	12-5/8"	16"	19"	23"	27"	30"
"W" (Overall Width)	4-1/4"	5-7/16"	8-1/4"	9-1/2"	11-5/16"	15-7/16"	18-7/16"	22-5/8"	26-1/2"	29-7/8"
Star Adapter Size	Small		Medium			Large & X-Large see NOTE below				
Min/Max Bore Dia.	3/8" to 7/8"		1/2" to 1-3/8"			1/2" to 1-3/8" (Large); 1/2" to 2-1/8" (X-Large)				

Note: Chainwheel spokes must be drilled for the Star Adapter on the TR-4.0, TR-4.5 and TR-5.0

Pocket-Type Chainwheel Dimensions

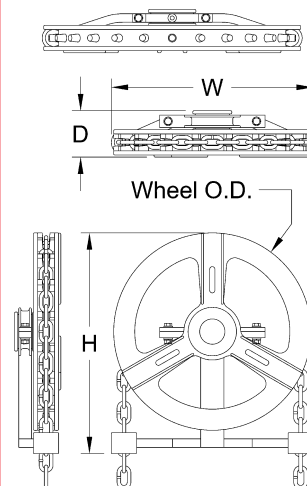
Carbon Steel	---	TRCS-6	TRCS-8	TRCS-12	TRCS-15	TRCS-22	TRCS-29
Trumbull Item Number	---	367-1829	367-1832	367-1844	367-1849	367-1859	367-1869
Boxed Weight (lbs.)	---	8.5	14.4	18.7	24.8	34.8	45.0

Stainless Steel	TRS-4	TRS-6	TRS-8	TRS-12	TRS-15	TRS-22	TRS-29
Trumbull Item Number	367-1825	367-1830	367-1833	367-1845	367-1850	367-1860	367-1870
Boxed Weight (lbs.)	4.8	8.7	14.4	19.8	23.9	34.5	48.0

Chainwheel O.D.	4-1/8"	5-7/8"	8"	11-5/8"	15-3/16"	22-1/4"	29-1/4"
Chainwheel Assembly Fits Handwheel O.D. Range	1-1/2" to 4-1/2"	2-1/8" to 6-1/4"	7-1/2" to 10-1/2"	8-1/2" to 13-1/2"	9-1/2" to 17-1/2"	13" to 25"	17-3/4" to 32"
Attachment Set Size	Disk #4	Disk #6	"B" Attachment Set (367-1808) provided as standard. Ranges can be expanded by optional sets "A" & "C" (see page G-55).				
"D" (Overall Depth)	2-3/8"	2-5/8"	2-3/4"	2-3/4"	2-3/4"	2-3/4"	2-7/8"
"H" (Overall Height)	6-1/4"	7-1/16"	9"	13-1/8"	16-1/4"	22-1/4"	29-1/4"
"W" (Overall Width)	4-5/8"	6-3/16"	8-7/16"	12"	15-5/8"	22-5/8"	29-1/2"
Star Adapter Size	Small		Large				
Min/Max Bore Dia.	3/8" to 7/8"		1/2" to 1-3/8"				

Dimensions

For both sprocket-type and pocket-type Chainwheels.



TRUMBULL

TRUMBULL INDUSTRIES, INC.

Phone: 330.799.3333 | 1040 N. Meridian Rd.
Toll Free: 800.677.1799 | P.O. Box 1556
Fax: 330.392.0756 | Youngstown, Ohio 44501

www.trumbull-mfg.com

Chain & Connecting Links

For Trumbull Chainwheels

Sprocket-Type Chainwheels

Ductile Iron & Aluminum

SINGLE LOOP CHAIN
engages with the teeth in the wheel.

Pocket-Type Chainwheels

Carbon Steel & Stainless Steel

WELDED LINK MACHINE CHAIN
fits in pockets in the wheel. Smooth chain links
provide more comfortable operation.

Ordering Info

When ordering chain, indicate the Chainwheel and Chain size numbers, and the number of feet of chain required. Chain is provided in continuous lengths and easily cut in the field to exact length needed.

Closing the loop is simple
with Connecting Links...

Single-Loop Chain

for sprocket-type Chainwheels

Chain Size	Galvanized	Stainless
	Trumbull Item No.	Trumbull Item No.
#2	172-1650	---
1/0	367-1894	367-1897
4/0	367-1895	367-1898
5/0	367-1896	367-1901

Connecting Links

for sprocket-type Chainwheels

Chain Size	Galvanized	Stainless
	Trumbull Item No.	Trumbull Item No.
#2	---	---
1/0	367-1994	367-1997
4/0	367-1995	367-1998
5/0	367-1996	---

See page G-57
for installation
instructions!

Welded Link Machine Chain

Calibrated specifically for our
pocket-type Chainwheels

316L Stainless	Zinc Plated Carbon Steel
Trumbull Item No.	Trumbull Item No.
367-1815	367-1818

TR Series Connecting Links

for pocket-type Chainwheels

316L Stainless	Zinc Plated Carbon Steel
Trumbull Item No.	Trumbull Item No.
367-1816	---

TRUMBULL


TRUMBULL INDUSTRIES, INC.

Phone: 330.799.3333 | 1040 N. Meridian Rd.
Toll Free: 800.677.1799 | P.O. Box 1556
Fax: 330.392.0756 | Youngstown, Ohio 44501

www.trumbull-mfg.com

Clamp-On Attachment Sets & Discs

for Trumbull Chainwheels



Attachment Sets

Clamp Base

Clamp Arm

Band

Each Trumbull Chainwheel is furnished standard with Clamp-On Attachment Hardware. The smaller sizes furnished with Clamping Discs, and larger sizes with Attachment Sets, as outlined below.

Sprocket-Type Chainwheels

Sizes TR/A-0.0 & TR/A-1.0
use Clamping Disc hardware

Sizes TR/A-1.5 to TR/A-2.5
use two sets of Clamp Bases & Arms, plus one Band

Sizes TR/A-3.0 to TR/A-5.0
use three sets of Clamp Bases & Arms and do not use a Band

Pocket-Type Chainwheels

Sizes TRS/CS-4 & TRS/CS-6
use Clamping Disc hardware

Sizes TRS/CS-8 to TRS/CS-29
are furnished standard with size "B" Attachment Sets.
Pocket Chainwheels can fit handwheel diameters outside these ranges by using optional Hardware Sets "A" and "C" as shown on chart below

Clamping Disc Hardware

Pocket Handwheel O.D. Ranges

Size	"A" Attachment Set		"B" Attachment Set		"C" Attachment Set	
	Min. O.D.	Max. O.D.	Min. O.D.	Max. O.D.	Min. O.D.	Max. O.D.
TRS/CS-8	6"	8"	7-1/2"	10-1/2"	12-1/2"	15-1/2"
TRS/CS-12	7"	11"	8-1/2"	13-1/2"	13-1/4"	18-1/2"
TRS/CS-15	8"	15"	9-1/2"	17-1/2"	14-1/8"	23"
TRS/CS-22	11"	22-1/2"	13"	25"	17-1/2"	30"
TRS/CS-29	16"	29"	17-3/4"	32"	22-1/2"	37"

TRUMBULL

TRUMBULL INDUSTRIES, INC.

Phone: 330.799.3333 | 1040 N. Meridian Rd.
Toll Free: 800.677.1799 | P.O. Box 1556
Fax: 330.392.0756 | Youngstown, Ohio 44501


www.trumbull-mfg.com

Direct-Mount "Star Adapters"

For both Sprocket-Type & Pocket-Type Chainwheels

STAR ADAPTERS are available for direct mounting of Chainwheels to valve, gear box, or actuator stem.

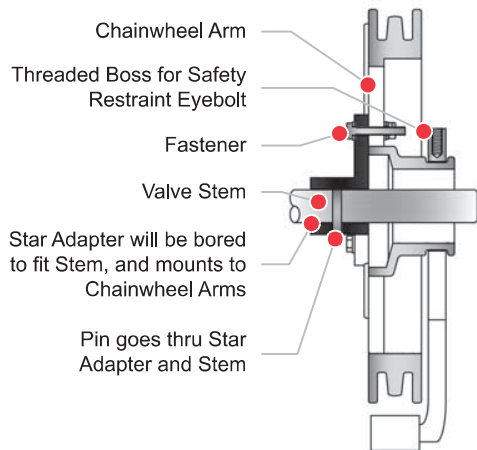
These adapters require pinning to the stem. Pilot holes are pre-drilled in the adapter for ease of installation on-site; the drilling of the stem is by customer. Star Adapters will be furnished with fasteners necessary to attach to Chainwheel, in lieu of clamping hardware normally furnished with Chainwheel.



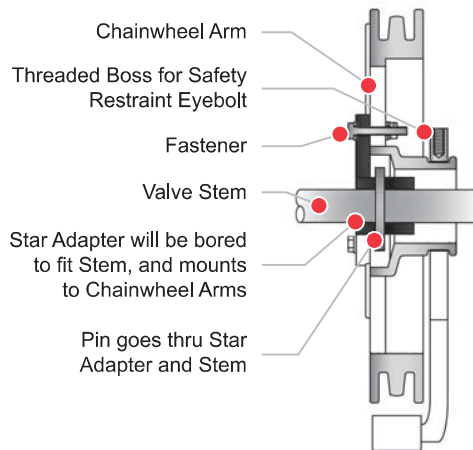
Ductile Iron Star Adapters

Stainless Steel Star Adapters

External Assembly



Internal Assembly



Ductile Iron Star Adapter Dimensions - for Sprocket-Type Chainwheels

	Size 0.0	Size 1.0	Size 1.5	Size 2.0	Size 2.5	Size 3.0	Size 3.5	Size 4.0	Size 4.5	Size 5.0
DI Star Adapter	S	S	M	M	M	L & XL	L & XL	L & XL	L & XL	L & XL
Bore Size, standard	3/8"		1/2"			1/2"				
Hub O.D.	1-1/8"		1-5/8"			L 1-5/8" / XL 2-3/8"				
Optional Bore, max.	7/8"		1-3/8"			L 1-3/8" / XL 2-1/8"				
Hub Height	3/4"		1-3/16"			1-1/2"				

Stainless Steel Star Adapter Dimensions - for Pocket-Type Chainwheels

	Size 4	Size 6	Size 8	Size 12	Size 15	Size 22	Size 29
SS Star Adapter	S	S	L	L	L	L	L
Bore Size, standard	3/8"		3/4"				
Hub O.D.	1-1/16"		1-9/16"				
Optional Bore, max.	7/8"		1-3/8"				
Hub Height	1/2"		1-1/2"				

TRUMBULL

TRUMBULL INDUSTRIES, INC.

Phone: 330.799.3333 | 1040 N. Meridian Rd.
Toll Free: 800.677.1799 | P.O. Box 1556
Fax: 330.392.0756 | Youngstown, Ohio 44501

www.trumbull-mfg.com

TR Series Connecting Links


Used to Connect Chain for use with Sprocket Chainwheels

TR SERIES CONNECTING LINKS are used to connect single loop chain for use with Trumbull ductile iron and aluminum sprocket Chainwheels. Pre-formed Connecting Links eliminate the need to cut and bend chain to form a loop.

Available in three sizes; 1/0, 4/0 and 5/0.

Chain Size	Galvanized		316 Stainless Steel	
	Trumbull Item No.	Weight	Trumbull Item No.	Weight
1/0	367-1994	0.02 lbs.	367-1997	0.02 lbs.
4/0	367-1995	0.03 lbs.	367-1998	0.03 lbs.
5/0	367-1996	0.05 lbs.	---	---

Installation is **EASY**,
just follow these five steps...



TRUMBULL

TRUMBULL INDUSTRIES, INC.

Phone: 330.799.3333 | 1040 N. Meridian Rd.
Toll Free: 800.677.1799 | P.O. Box 1556
Fax: 330.392.0756 | Youngstown, Ohio 44501

www.trumbull-mfg.com

"Chain-Up" Device


Eliminates a Potential Safety Hazard Presented by Overhead Chains

Chainwheels are installed to provide access to overhead valves. However, they frequently result in chain hanging into the pathway of workers, creating an obstacle course or safety hazard.

The "Chain-Up" device stores chain overhead and safely above the pathway. Simply hook the clevis pin into a chain link at the desired overhead height and insert the chain into the device. Pull on the handle to release the chain for operation. After use, the chain is placed back into the Chain-Up, and hooked at the desired height. Furnished in Safety Orange. Made of high-strength thermoplastic polymer.



Chain in pathway.



CHAIN-UP DEVICE
stores the chain above pathway.



<i>Trumbull Item No.</i>	<i>Overall Length</i>	<i>Weight</i>
367-1890	11-3/4"	0.55 lbs.

For additional Chainwheel safety, always use Trumbull's Chainwheel Safety Restraint System (see page G-59 & G-60 for more information).

TRUMBULL

TRUMBULL INDUSTRIES, INC.

Phone: 330.799.3333 | 1040 N. Meridian Rd.
Toll Free: 800.677.1799 | P.O. Box 1556
Fax: 330.392.0756 | Youngstown, Ohio 44501

www.trumbull-mfg.com

Now You Can
PREVENT SERIOUS INJURY
With Our . . .

Secondary Safety Restraint System

If a Chainwheel is properly installed, maintained and inspected, it should never separate from the valve and fall to the ground. Although the likelihood of a Chainwheel falling is small, the result could be a serious injury or even a fatality.

Safety Cable Kits can be economically added to the Chainwheel installation. One end is attached to the Chainwheel and the other to a permanent part of the valve or an adjacent pipe.

Cable, clips and eyebolts are made from Type 316 stainless steel for long life in even the most corrosive environments.



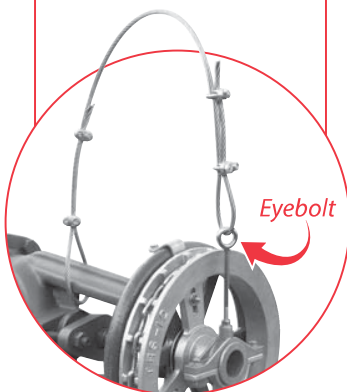
Step 1 Order Kit

Trumbull
Item No.

367-1975

Kit is furnished with
5 feet of safety cable
and 4 cable clamps.

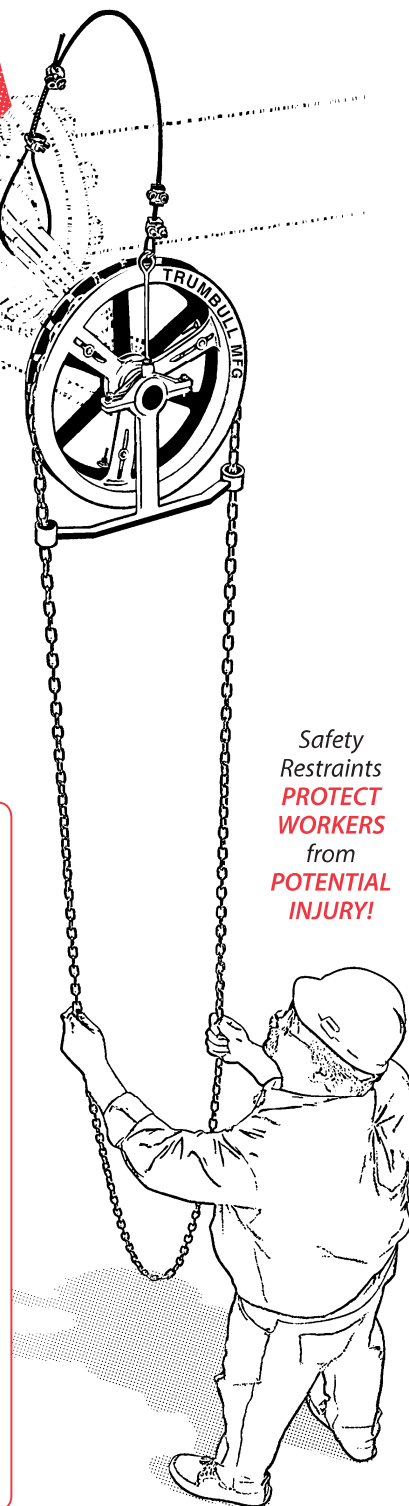
Eyebolts must be
ordered separately,
see chart on right...



Step 2 Select Eyebolt

	Chainwheel Model	Eyebolt Length	Trumbull Item No.
Stainless Steel	TRS-4	---	1" 367-1974
	TRS-6	---	1" 367-1974
	TRS-8	---	3" 367-1973
	TRS-12	---	6" 367-1972
	TRS-15	---	6" 367-1972
	TRS-22	---	13" 367-1970
	TRS-29B	---	16" 367-1969
Carbon Steel	TRS-29C	---	18" 367-1967
	TR-0.0	---	2" 367-1968
	TR-1.0	---	2" 367-1968
	TR-1.5	---	3" 367-1973
	TR-2.0	---	3" 367-1973
	TR-2.5	---	6" 367-1972
	TR-3.0	---	9" 367-1971
Ductile Iron	TR-3.5	---	9" 367-1971
	TR-4.0	---	9" 367-1971
	TR-4.5	---	13" 367-1970
	TR-5.0	---	18" 367-1967
	TRA-0.0	---	2" 367-1968
	TRA-1.0	---	2" 367-1968
	TRA-1.5	---	3" 367-1973

Safety
Restraints
**PROTECT
WORKERS**
from
**POTENTIAL
INJURY!**



TRUMBULL

TRUMBULL INDUSTRIES, INC.


Phone: 330.799.3333 | 1040 N. Meridian Rd.
Toll Free: 800.677.1799 | P.O. Box 1556
Fax: 330.392.0756 | Youngstown, Ohio 44501

www.trumbull-mfg.com


Installing the Safety Restraint is as easy as . . .

1-2-3-4

1



Typical chainwheel installation. Safety cap is threaded to accept eyebolt.



2



Install safety cable eyebolt and use jam nut to secure in place.

3



Loop cable through eyebolt leaving about 6" excess. Install one cable clamp about 1" from end, and the second clamp as close to the eyebolt as possible.

Note

Eye of eyebolt must be parallel to Chainwheel and u-bolt nuts should face AWAY from the Chainwheel.

4



Loop other end of cable around a secure object. Cable can be attached to yoke of valve or an adjacent pipe.

Note

Tighten all four clamp nuts evenly to 15 ft-lb minimum.