



MANIFOLD VALVE

Sample Valve Assembly

U.S. Patent No. 5,469,751

**Assures Representative Samples
when Sequencing Analyzers**



Features

- No cross contamination
- Continuous sample flow in all lines
- All wetted surfaces continuously swept with high velocity sample
- Minimal purge time, no dead legs
- 1/8" and 1/4" valves **NOW** available



Sample Sequencer® 5 — the heart of analyzer sequencing systems. See data sheet 5.5.25.

The Sample Sequencer® 5 can switch up to eight sample streams dedicated to one analyzer, lowering both acquisition and ongoing maintenance and reagent costs. The sequencer is capable of operating in a cycle or batch mode with a variety of signal outputs available.

Description

Sentry's patented manifold sample valve assembly is designed specifically for use in sequencing multiple samples to a single analyzer. It works in conjunction with Sentry's Sample Sequencer® IV or with other control systems. It is available in either a 4-valve or 8-valve configuration and is easy to install and configure.

To assure a representative sample from every line, all samples flow continuously whether in or out of sequence. Normally the common sample port is closed and the sample goes through the drain port. When a solenoid coil is energized, that particular sample goes through the common port and exits to the analyzer. (See Figure 1.) Additionally, the manifold design provides flow in both directions from the open valve. This eliminates dead legs and assures complete purging of the old sample. Also, purge time between samples after stream switching is minimized. Sample integrity is complete with a block and bleed feature on each valve preventing any possibility of cross flow contamination.

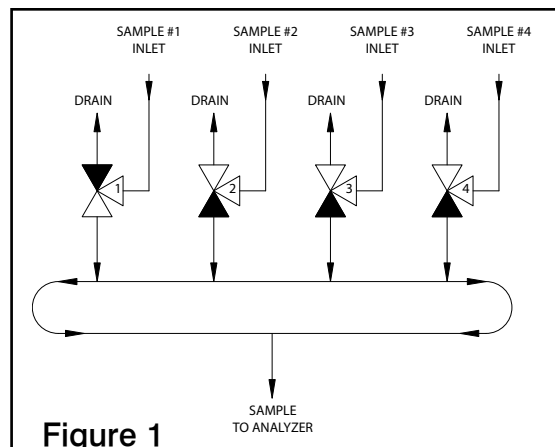
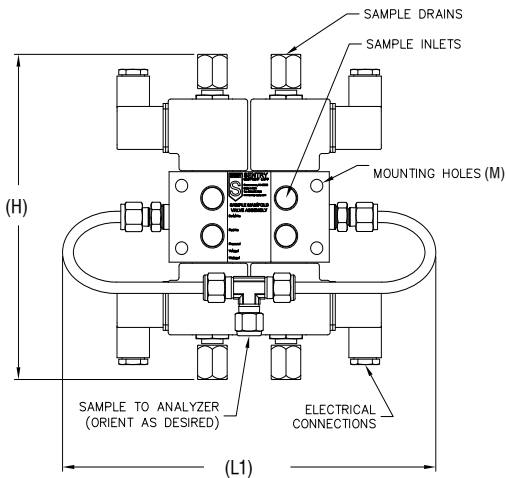
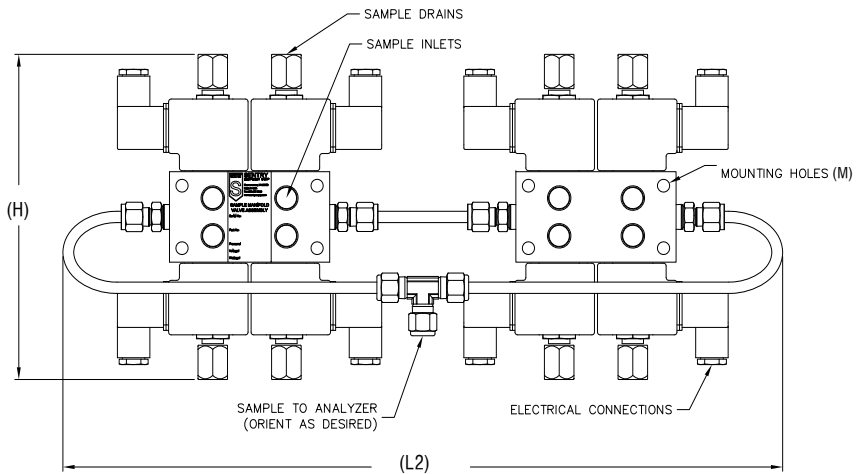


Figure 1

TECHNICAL DATA



4 VALVE CONFIGURATION



8 VALVE CONFIGURATION

Dimensions	1/8"	1/4"
L1 (4 Point)	5 7/8" (149 mm) MAX	8 7/8" (225 mm) MAX
L2 (8 Point)	11 5/8" (295 mm) MAX	16 7/8" (428 mm) MAX
M	13/64	9/32
H	5 5/32" (182 mm)	7 3/16" (182 mm)

SPECIFICATIONS

Description	1/8" Manifold	1/4" Manifold
Voltage	12 VDC standard; optional 120, 240 VAC, 60 Hz (110, 220 VAC, 50 Hz) and 24 VDC*	
Power	7 watts DC, 6.2 watts AC	8.7W AC / 9.5W DC
Electrical Connection	3/8" cable grip NEMA 4 DIN connectors	0.236-.315" cable range, NEMA 4 DIN connectors
Connections	1/16" FNPT sample inlets, 1/8" FNPT analyzer outlet, 10-32 UNF drain outlet	1/4" FNPT; Analyzer Outlet: 1/4" tube comp. fitting; Drain Outlet: 1/4" FNPT
Pressure Rating	60 psig (4 barg)	100 psig (6.9 barg)
Media Temperature	Max 130° F (54° C)	0-150°F (-18-65°C)
Ambient Temperature	Max 120° F (49° C)	0-104°F (-18-40°C)
Wetted Materials	300 Series Stainless Steel; Elastomers: (Viton®)	
Weight	4 valve: 1.7 lbs. (0.8 kg); 8 valve: 3.3 lbs. (1.5 kg)	4-Valve Model: 6.5 lbs. (3.0 kg); 8-Valve Model: 13 lbs. (6.0 kg)
Pressure Drop	Cv = 0.06	Cv=0.284
Standards	UL, CSA, IEC, CE	UL, CSA, CE, ROHS
Sample Sequencer 5	Please reference data sheet 5.5.15	
	*Sample Sequencer® 5 is designed for use with 12 VDC coils only.	

⚠ WARNING

It is solely the responsibility of the end-user, through its own analysis and testing, to select products and materials suitable for their specific application requirements, ensure they are properly installed, safely applied, properly maintained, and limit their use to their intended purpose. Improper selection, installation, or use may result in personal injury or property damage.



SENTRY EQUIPMENT CORP

966 Blue Ribbon Circle North
Oconomowoc, WI 53066 USA
Phone: 262-567-7256
Fax: 262-567-4523

E-mail:
sales@sentry-equip.com

Website:
www.sentry-equip.com

QUALITY MANAGEMENT SYSTEM
CERTIFIED BY DNV
ISO 9001:2008

For further information, contact:

Rometec srl

Via Alessandro Minuziano, 87 - 89
00128 - Roma
Tel 06-5061635 Fax 065061542
P.Iva 0412062100
www.rometec.it