

HYBRID DIAPHRAGM VALVE

Multi-function Valve:
Pneumatic actuation with manual
override Lock-Out-Tag-Out

aerospace
climate control
electromechanical
filtration
fluid & gas handling
hydraulics
pneumatics
process control
sealing & shielding

Reduces Footprint, Risk, and Cost:

Parker's hybrid valve combines the function of two valves, commonly used in semiconductor tool gas boxes, into one. This innovative hybrid valve design reduces the overall gas stick footprint, saves money on components and installation labor, and minimizes the risk of leaks by reducing connections.

The Hybrid Diaphragm valve operates pneumatically through a normally closed, air actuator. In addition, the pneumatic operation can be overridden and the valve can be shut off and locked out manually.



Contact Information

Parker Hannifin Corporation
Veriflo Division
250 Canal Blvd.
Richmond, California 94804
phone 510 235 9590
fax 510 232 7396
veriflosales@parker.com

www.parker.com/veriflo

Product Features:

- **Minimizes gas box size:** Each hybrid valve replaces two components, reducing the footprint of a typical 16 stick gas box by 20+ square inches.
- **Reduces gas box components:** A typical 16 stick gas box can have a reduction of 48 components.
- **Reduces gas box connections:** Fewer substrate, gasket and valve connections are required for each gas box assembly, minimizing potential leak points.
- **Reduces assembly labor cost:** Fewer components and connections reduce assembly time and labor costs.



ENGINEERING YOUR SUCCESS.


Hybrid Diaphragm Valve Specifications

Materials of Construction		Functional Performance	
Wetted		Design	
Body	"VeriClean," Veriflo's custom high purity 316L Stainless Steel,	Burst Pressure	
Diaphragm	Elgiloy® or equivalent	AOP	375 psig (26 barg)
Seat	PCTFE	Proof Pressure	
Non-Wetted		AOP	188 psig (13 barg)
Nut	Stainless Steel	Flow Capacity standard seal	
Cap	Stainless Steel	AOP	C _v .3
Operating Conditions		<i>(SEMI Flow Coefficient Test #F-32-0998)</i>	
Maximum Inlet		Design Leak Rate (Inboard test method)	
AOP	125 psig (8.6 barg)	External seal	2 x 10 ⁻¹⁰ scc/sec He
Minimum	Vacuum	Internal seat	1 x 10 ⁻⁹ scc/sec He
AOP Actuation	75 psig (5 barg) nominal	Standard	
Temperature:	-40°F to 150°F (-40°C to 66°C)	Connections SEMI Modular Interface	
		Surface Finish	
		Standard Ra	5 micro inch (.13 micro meter) and less

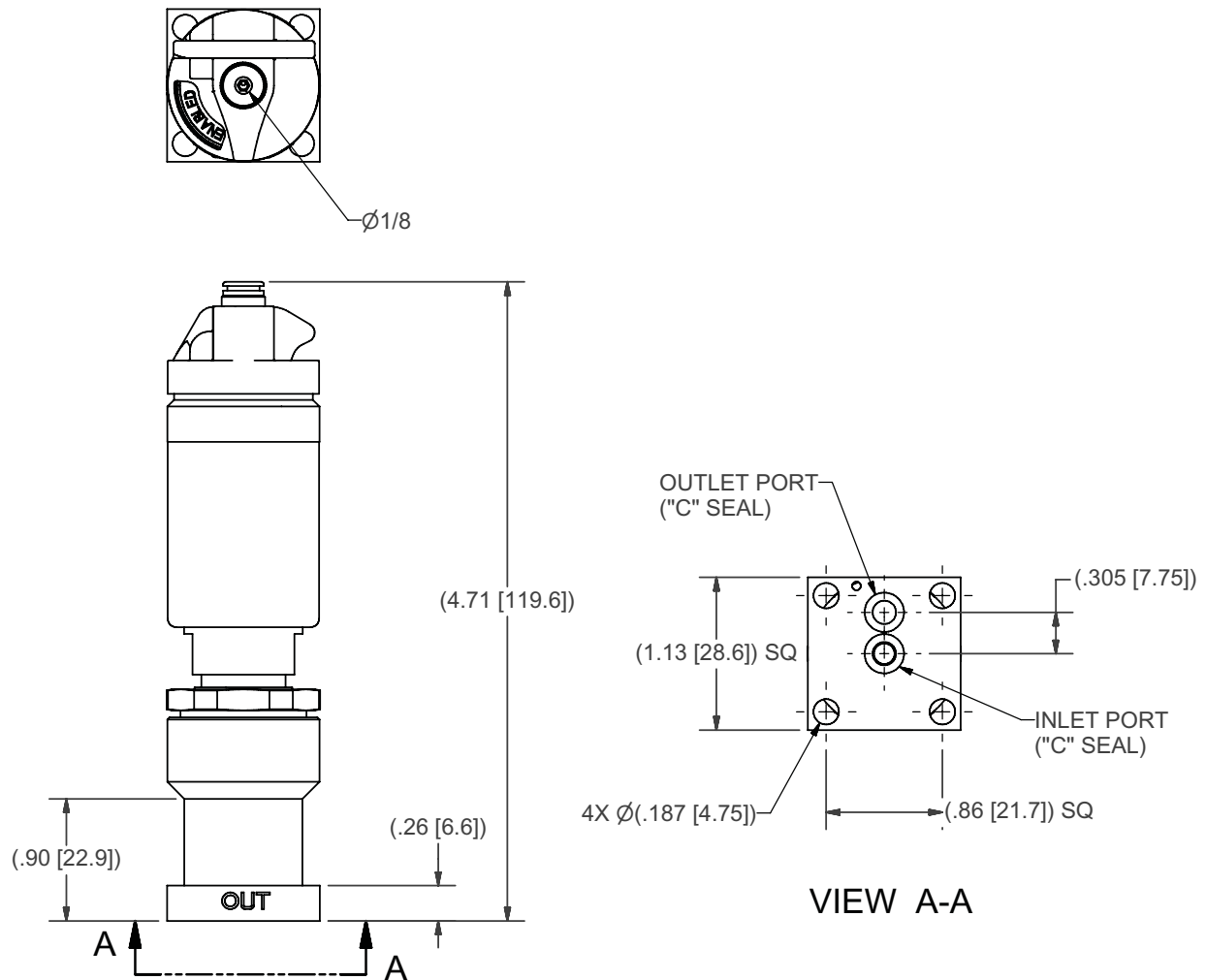
SPECIAL SAFETY TESTING/REQUIREMENTS

- Meets 3000 psig locked valve inlet safety pressure test.*
- Complies with OSHA Std 1910.147.
- Device remains locked with standard lock out-tag out (LOTO) devices up to 9/32" diameter.

*Valves exposed to pressures exceeding their stated operating range, must be replaced.



DIMENSIONAL DRAWING



Safety Guide and Installation and Operating instructions available at
www.parker.com/veriflo

OFFER OF SALE:

The items described in this document are hereby offered for sale by Parker-Hannifin Corporation, its subsidiaries or its authorized distributors. This offer and its acceptance are governed by the provisions stated in the detailed "Offer of Sale" elsewhere in this document or available at www.parker.com/veriflo

⚠ WARNING USER RESPONSIBILITY

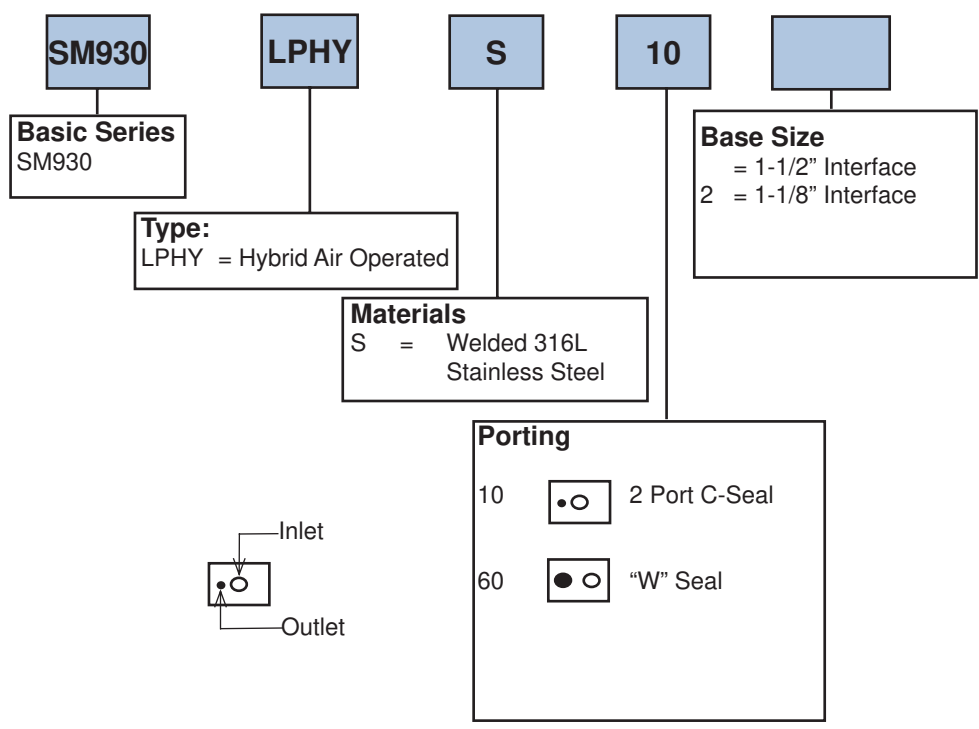
FAILURE OR IMPROPER SELECTION OR IMPROPER USE OF THE PRODUCTS DESCRIBED HEREIN OR RELATED ITEMS CAN CAUSE DEATH, PERSONAL INJURY AND PROPERTY DAMAGE.

This document and other information from Parker-Hannifin Corporation, its subsidiaries and authorized distributors provide product or system options for further investigation by users having technical expertise.

The user, through its own analysis and testing, is solely responsible for making the final selection of the system and components and assuring that all performance, endurance, maintenance, safety and warning requirements of the application are met. The user must analyze all aspects of the application, follow applicable industry standards, and follow the information concerning the product in the current product catalog and in any other materials provided from Parker or its subsidiaries or authorized distributors.

To the extent that Parker or its subsidiaries or authorized distributors provide component or system options based upon data or specifications provided by the user, the user is responsible for determining that such data and specifications are suitable and sufficient for all applications and reasonably foreseeable uses of the components or systems.

Ordering Information



ENGINEERING YOUR SUCCESS.