





Series
WE03

3-Piece Tri-Clamp Stainless Steel Ball Valve


Cavity Filled, Full Port, Electric or Pneumatic Actuators



WE03-DHD00



WE03-DDA01



WE03-DDA01-AA07



WE03-DDA01-AA06



WE03-DTD01-A

The Series WE03 incorporates a full port 3-piece tri-clamp SS ball valve for great flow rates with minimal pressure drop. The valve features a blowout proof stem for added safety, reinforced PTFE seats and seals for longer life, and a 316 SS (ASTM CF8M) ball for better performance. Actuators are direct mounted creating a compact assembly for tight spaces. Limit switches are able to be mounted directly to the valves allowing for remote position indication.

The Series WE03 can be configured with either an electric or pneumatic actuator. Electric actuators are available in weatherproof or explosion-proof, a variety of supply voltages and two-position or modulating control. Two-position actuators use the supply voltage to drive the valve open or closed, while the modulating actuator accepts a 4 to 20 mA input for valve positioning. Actuators feature thermal overload protection and permanently lubricated gear train.

SPECIFICATIONS VALVE

Service: Compatible liquids and gases.
Body: 3-piece.

Line Sizes: 1/2 to 2" .

End Connections: Tri-clamp ends.

Pressure Limits: 20" Hg to 1000 psi (-0.7 to 69 bar).

Wetted Materials:

Body and ball: 316 SS (CF8M);

Stem: 316 SS;

Seat: RTFE/PTFE;

Seal, Washer, and Packing: PTFE.

Temperature Limits: -20 to 392°F (-29 to 200°C).

Other Materials:

O-ring: Fluoroelastomer;

Handle: 304 SS;

Washer: 301 SS;

Stem Nut, Locking Device,

Gland Ring: 304 SS;

Handle Sleeve: PVC.

ACTUATORS

Pneumatic "DA" and "SR" Series

Type: DA series is double acting and SR series is spring return (rack and pinion).

Normal Supply Pressure:

DA: 40 to 115 psi (2.7 to 7.9 bar);

SR: 80 psi (5.5 bar).

Maximum Supply Pressure: 120 psi (8.6 bar).

Air Connections:

DA01: 1/8" female NPT;

DA02: 1/4" female NPT;

SR02 to SR04: 1/4" female NPT.

Housing Material: Anodized aluminum body and epoxy coated aluminum end caps.

Temperature Limits: -40 to 176°F (-40 to 80°C).

Accessory Mounting: NAMUR standard.

The pneumatic double acting actuator uses an air supply to drive the valve open and closed. The actuator has two supply ports with one driving the valve open and the other driving the valve closed. Spring return pneumatic actuators use the air supply to open the valve and internally loaded springs return the valve to the closed position. Also available is the SN solenoid valve to electrically switch the air supply pressure between the air supply ports for opening and closing the valve. Actuators are constructed of anodized and epoxy coated aluminum for years of corrosion free service.

FEATURES

- Capable of being configured to fit any application
- Limit switches can be mounted to manual valves for remote monitoring
- Cavity filled valve for sanitary applications

Electric "TD" and "MD" Series

Power Requirements: 110 VAC, 220 VAC, 24 VAC or 24 VDC (MD models not available in 24 VDC).

Power Consumption: See manual.

Cycle Time (per 90°):

TD01: 4 s;

MD01: 10 s;

TD02 and MD02: 20 s.

Duty Rating: 85%.

Enclosure Rating: NEMA 4X (IP67).

Housing Material: Powder coated aluminum.

Temperature Limits: -22 to 140°F (-30 to 60°C).

Electrical Connection: 1/2" female NPT.

Modulating Input: 4 to 20 mA.

Standard Features: Manual override, position indicator, and TD models come with two limit switches.

Electric "TI" and "MI" Series

Power Requirements: 110 VAC, 220 VAC, 24 VAC or 24 VDC.

Power Consumption: See manual.

Cycle Time (per 90°):

TI01 and MI01: 2.5 s;

TI02 and MI02: 5 s.

Duty Rating:

Two-Position: TI01-TI02: 25%;

Modulating: MI01-MI02: 75%.

Enclosure Rating: NEMA 7.

Housing Material: Powder coated aluminum.

Temperature Limits: -40 to 140°F (-40 to 60°C).

Electrical Connection: 1/2" female NPT.

Modulating Input: 4 to 20 mA.

Standard Features: Position indicator and two limit switches.

Popular Models

	Cv	Hand Operated	Double Acting	Spring Return	NEMA 4X Two-	NEMA 4X
Size	(gal/min)	Model	Pneumatic Model	Pneumatic Model	Position Electric (110 VAC) Model	Modulating Electric (110 VAC) Model
1/2"	14.39	WE03-CHD00	WE03-CDA01	WE03-CSR02	WE03-CTD01-A	WE03-CMD01-A
3/4"	42.25	WE03-DHD00	WE03-DDA01	WE03-DSR02	WE03-DTD01-A	WE03-DMD01-A
1"	86.17	WE03-EHD00	WE03-EDA02	WE03-ESR03	WE03-ETD01-A	WE03-EMD01-A
1-1/2"	223.61	WE03-GHD00	WE03-GDA02	WE03-GSR04	WE03-GTD01-A	WE03-GMD01-A
2"	437.98	WE03-HHD00	WE03-HDA02	WE03-HSR04	WE03-HTD02-A	WE03-HMD02-A

WE03 Hand Operated and Pneumatic Actuator Model Chart

Example Series	WE03 WE03	EDA02	A	A	06	WE02-EDA02-AA06 316 SS 3-Piece Tri-Clamp
Size and Actuator		CHD00 DHD00 EHD00 GHD00 HHD00 CDA01 DDA01 EDA02 GDA02 HDA02 CSR02 DSR02 ESR03 GSR04 HSR04				1/2" Hand Operated 3/4" Hand Operated 1" Hand Operated 1-1/2" Hand Operated 2" Hand Operated 1/2" Double Acting 3/4" Double Acting 1" Double Acting 1-1/2" Double Acting 2" Double Acting 1/2" Spring Return 3/4" Spring Return 1" Spring Return 1-1/2" Spring Return 2" Spring Return
Solenoid			N A			No Solenoid NEMA 4X NAMUR Solenoid
Solenoid Voltage			N A B C D E			No Solenoid 110 VAC 220 VAC 24 VDC 12 VDC
Positioner and Switches				00 01 02 03 04 05 06 07 08 09		None 42AD0 Exp Limit Switch 45VD0 Exp Position Transmitter 42AD0-B ATEX Limit Switch 42AD0-IE IECEX Limit Switch VPI-M01 NEMA 4X Limit Switch QV-210101 Poly Limit Switch VPS and P1 Prox Switch 265ER-D5 Positioner 285ER-D5 Smart Positioner
Options					NO	Fail Open Spring Return Actuator

WE03 Electric Actuator Model Chart

Example Series	WE03 WE03	CMD01	A	WE03-CMD01-A 316 SS 3-Piece Tri-Clamp
Size and Actuator		CTD01 DTD01 ETD01 GTD01 HTD02 CMD01 DMD01 EMD01 GMD01 HMD02 CTI01 DTI01 ETI02 GTI02 HTI02 CMI01 DMI01 EMI02 GMI02 HMI02		1/2" NEMA 4X Two-Position 3/4" NEMA 4X Two-Position 1" NEMA 4X Two-Position 1-1/2" NEMA 4X Two-Position 2" NEMA 4X Two-Position 1/2" NEMA 4X Modulating 3/4" NEMA 4X Modulating 1" NEMA 4X Modulating 1-1/2" NEMA 4X Modulating 2" NEMA 4X Modulating 1/2" Exp Two-Position 3/4" Exp Two-Position 1" Exp Two-Position 1-1/2" Exp Two-Position 2" Exp Two-Position 1/2" Exp Electric Modulating 3/4" Exp Electric Modulating 1" Exp Electric Modulating 1-1/2" Exp Electric Modulating 2" Exp Electric Modulating
Actuator Voltage			A B C D	110 VAC 220 VAC 24 VAC 24 VDC

ACCESSORIES

- R2-2120, Air Regulator
- AFR2-2, Instrument Air Filter Regulator
- VB-01, Volume Booster