



Sanitary Stainless Valves & Flow Components

Catalog 4270-VFC

June 2009

aerospace
climate control
electromechanical
filtration
fluid & gas handling
hydraulics
pneumatics
process control
sealing & shielding



ENGINEERING YOUR SUCCESS.



Huntsville, Alabama, USA



Jacksonville, Alabama, USA

WARNING

FAILURE, IMPROPER SELECTION OR IMPROPER USE OF THE PRODUCTS AND/OR SYSTEMS DESCRIBED HEREIN OR RELATED ITEMS CAN CAUSE DEATH, PERSONAL INJURY AND PROPERTY DAMAGE.

This document and other information from Parker Hannifin Corporation, its subsidiaries and authorized distributors provide product and/or system options for further investigation by users having technical expertise. It is important that you analyze all aspects of your application and review the information concerning the product or system in the current product catalog. Due to the variety of operating conditions and applications for these products or systems, the user, through its own analysis and testing, is solely responsible for making the final selection of the products and systems and assuring that all performance, safety and warning requirements of the application are met.

The products described herein, including without limitation, product features, specifications, designs, availability and pricing, are subject to change by Parker Hannifin Corporation and its subsidiaries at any time without notice.

Offer of Sale

The items described in this document are hereby offered for sale by Parker Hannifin Corporation, its subsidiaries or its authorized distributors. This offer and its acceptance are governed by the provisions stated in the "Offer of Sale".

© Copyright 2009 Parker Hannifin Corporation. All Rights Reserved.



Parker Hannifin Corporation
Instrumentation Products Division
Huntsville, AL USA
<http://www.parker.com/ipdus>

Sanitary Stainless Valves & Flow Components

Sanitary Ball Valves.....2

Sanitary Butterfly Valves4

Sanitary Check Valves6

In-Line Sight Glasses8

Valve Actuation..... 10

Offer of Sale 12

Parker Motion & Control Technologies.....inside back cover




Sanitary Ball Valves

Description

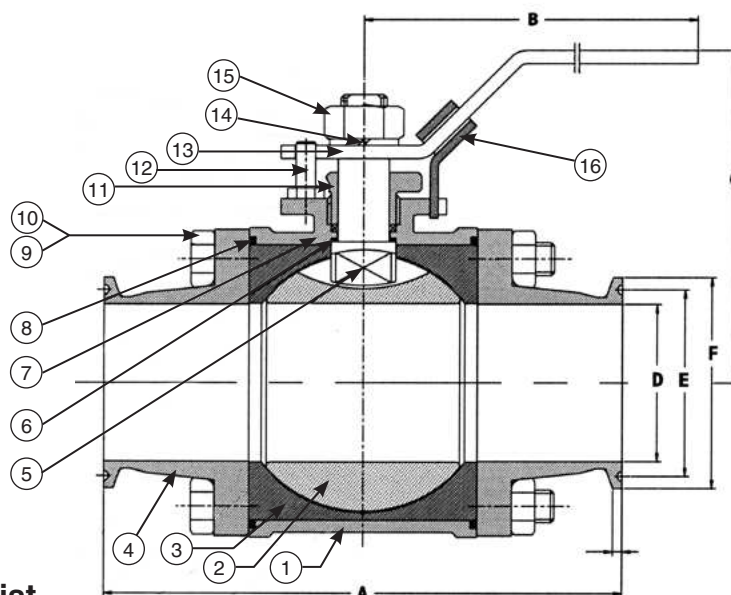
Parker Sanitary Ball Valves meet the special demands of the sanitary processing industry. Each valve is built to precise manufacturing specifications and is designed to perform reliably in virtually every processing environment. Locking handles, ISO mounting pad, PTFE cavity fillers and polished I.D. finishes are just a few standard features.

Parker 3-piece Ball Valves are a full-port design which allows unobstructed flow of virtually any fluid media through the valve body. Valves can be matched with a variety of actuators to accurately control the flow of product (see valve actuation).



Technical Features

Material and Elastomers	316 stainless steel (wetted parts), PTFE cavity filler
Available Sizes	.50", .75", 1.0", 1.5", 2.0", 2.5", 3.0" and 4.0"
Surface Finish	32 RA mechanical sanitary polish – I.D.
Connections	Sanitary clamp and butt weld
Actuation	Standard ISO5211 mounting pad allows for easy actuation
Maximum Pressure	1,000 PSI (69 bar) (W.O.G.) at 70°F (21°C) (sizes 1/2" - 2") 800 PSI (55 bar) (W.O.G.) at 70°F (21°C) (sizes 2-1/2" - 4")
Maintenance	Valve can remain connected in-line while servicing. No special tools required
Other Features	USDA approved design, lockable handle, double PTFE stem packing



Material List

No.	Part Number	Description	Qty.	Material
1	SGQF-3WH-01	Valve Body	1	316
2	SGQF-3WH-01	Ball	1	316
3	SGQF-3WH-03	Seat	2	PTFE
4	SGQF-3WH-04	End Cap	2	316
5	SGQF-3WH-05	Stem	1	316
6	SGQF-3WH-06	Thrust Washer	1	PTFE
7	SGQF-3WH-07	Stem Packing	2	PTFE
8	SGQF-3WH-08	Gasket	2	PTFE
9	GB/T 5782-2000	Bolt	4	OG17Ni9Ti
10	GB/T 6170-2000	Hex Nut	4	OG17Ni9Ti
11	SGQF-3WH-09	Packing Gland	1	316
12	SGQF-3WH-10	Stop Pin	1	316
13	SGQF-3WH-11	Handle	1	OG17Ni9Ti
14		Spring Washer	1	1Cr18Ni9Ti
15	GB/T 6170-2000	Hex Nut	1	OG17Ni9Ti
16	SGQF-3WH-12	Locking Block	1	OG17Ni9Ti

Ball Valve: Clamp Dimensions

Size	Part No.	A (mm)	B (mm)	C (mm)	D (mm)	E (mm)	F (mm)
.50	BVCF-.50-316	88	100	56	9.4	21.8	25.2
.75	BVCF-.75-316	103	132	63	15.8	21.8	25.2
1.0	BVCF-1.0-316	114	132	62	22.1	25.4	50.4
1.5	BVCF-1.5-316	138	175	98	34.8	38.1	50.4
2.0	BVCF-2.0-316	158	175	130.9	47.5	50.8	63.9
2.5	BVCF-2.5-316	197	235	141	60.2	63.5	77.5
3.0	BVCF-3.0-316	228	255	154.9	72.9	76.2	90.9
4.0	BVCF-4.0-316	242	255	175	97.4	101.6	118.9

For butt weld ends add "-W". Example: BCFV-1.0-W-316

Sanitary Butterfly Valves

Description

Parker Sanitary Butterfly Valves are designed and manufactured to perform reliably in the most hostile production environments. Each valve is meticulously constructed using the finest materials.

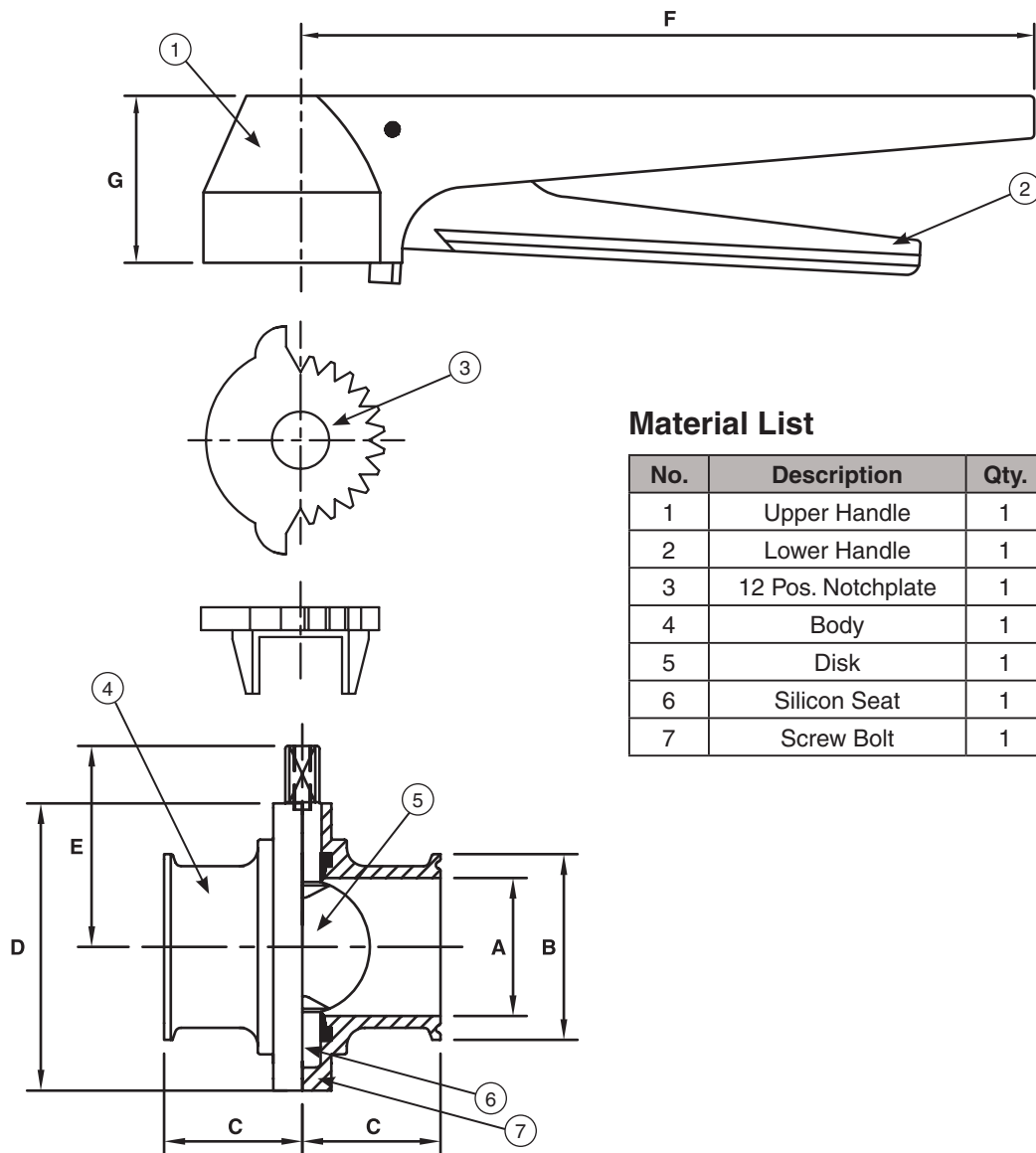
Valves come standard with a 12 position handle design for multiple flow options and feature specially designed integrated actuator mounting holes to precision align optional actuators.

Valves are precision CNC machined from 316L stainless steel and feature an I.D. finish of less than 0.6mm R.A. Body bolts are crossthreaded to help ensure a tight seal.



Technical Features

Material and Elastomers	316L stainless steel (wetted parts), platinum cured silicon seats (others available)
Available Sizes	.50", .75", 1.0", 1.5", 2.0", 2.5", 3.0", and 4.0"
Surface Finish	Less than 0.6mm (RA) mechanical sanitary polish
Connections	Sanitary clamp and butt weld
Actuation	Integrated mounting slots accept a variety of Parker actuators
Maximum Pressure	1.0" – 4.0" to 145 PSI (10 bar) at 68°F (20°C)
Maintenance	No special tools required
Temperature/Vacuum	Vacuum to 14.2 PSI (1 bar) at 68°F (20°C), temperature rating: 15°F to 200°F (10°C to 95°C)
Other Features	USDA approved design, 12 position nylon reinforced handle, Derlin bushings



Material List

No.	Description	Qty.	Material
1	Upper Handle	1	Reinforced Nylon
2	Lower Handle	1	Stainless Steel
3	12 Pos. Notchplate	1	Stainless Steel
4	Body	1	316L Stainless Steel
5	Disk	1	316L Stainless Steel
6	Silicon Seat	1	Silicone
7	Screw Bolt	1	Stainless Steel

Dimensions

Size	Part No.	A (mm)	B (mm)	C (mm)	D (mm)	E (mm)	F (mm)	G (mm)	Torque
1.0	BFLY-1.0-12-S-316	22.1	50.5	44.5	79	61	167	38	<1m/kg
1.5	BFLY-1.5-12-S-316	34.8	50.5	44.5	85	64.3	167	38	<1m/kg
2.0	BFLY-2.0-12-S-316	47.5	64.0	47.6	105	74.3	167	38	1.3m/kg
2.5	BFLY-2.5-12-S-316	60.2	77.5	48.4	112	77.6	167	38	1.5m/kg
3.0	BFLY-3.0-12-S-316	72.2	91.0	51.5	125	84.3	167	38	2.0m/kg
4.0	BFLY-4.0-12-S-316	97.6	119.0	51.5	157	101.6	167	38	3.1m/kg

For butt weld ends add "-W". Example: BFLY-1.0-12-S-W-316

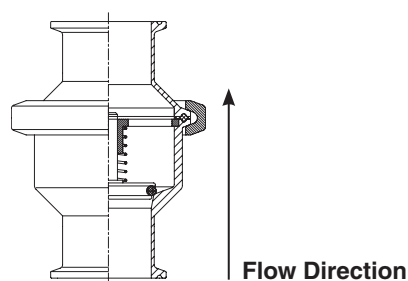
Sanitary Check Valves

Description

Parker Sanitary Check Valves are utilized within processing systems to avoid product return. The disk opens when the pressure under the disk is greater than that existing in the upper part of the valve. The valve closes when the pressures are balanced. A greater counter pressure will allow the valve to close.

These valves are made from high-grade 316L heat traceable stainless steel. When properly installed, these valves are fully drainable and meet 3A standards. Valves can be easily disassembled and re-assembled for cleaning or maintenance.

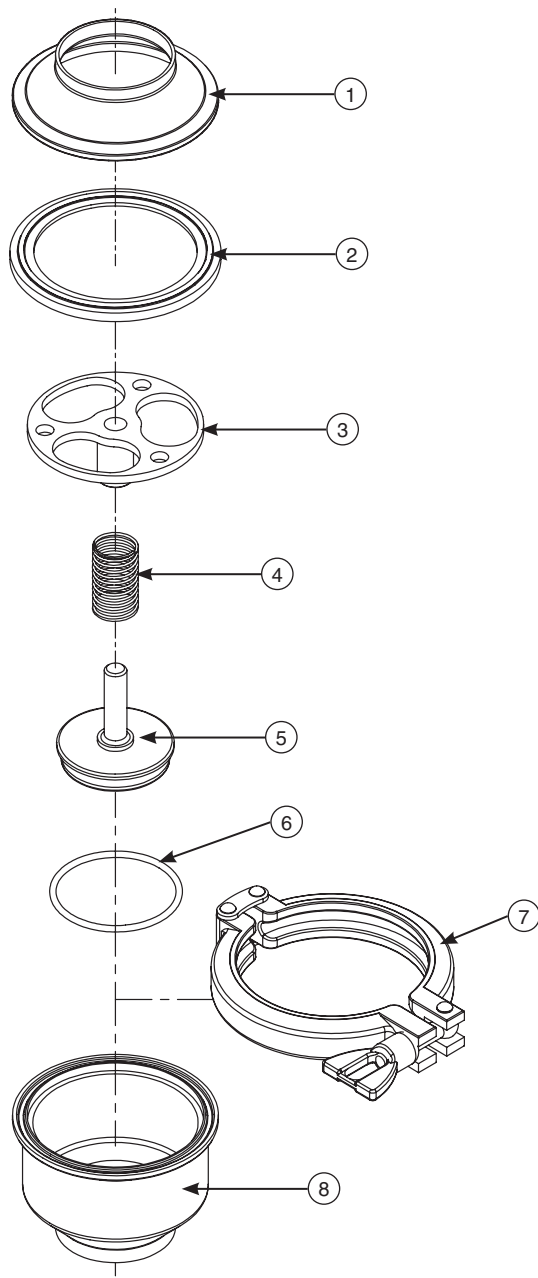
Standard configuration is sanitary clamp with EPDM seal and 32 RA sanitary polish. Weld and threaded versions are available upon special request.



Technical Features

Material and Elastomers	316L Stainless steel (construction from forged parts)		
Seal Material	EPDM (other materials on demand)		
Surface Finish	32 RA Mechanical Sanitary Polish		
Connections	Sanitary Clamp (standard)		
Working Temperature	Maximum: 250°F (121°C). (EPDM) For higher temperatures other seals will be required		
Maximum Pressure	145 PSI (10 bar)		
Opening Pressure	1.0" 4.35 PSI (0.3 bar)	1.5" 2.9 PSI (0.2 bar)	2.0"/4.0" 1.45 PSI (0.1 bar)

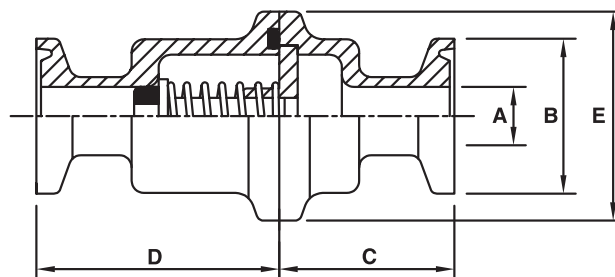
Exploded View



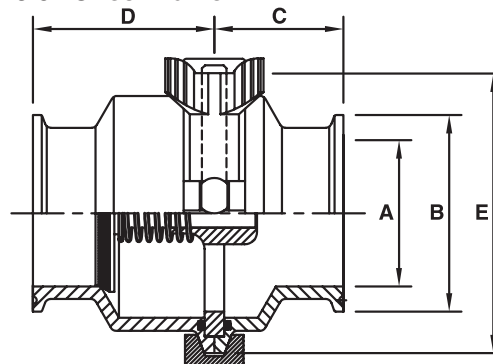
No.	Description
1	Upper Body
2	Body Gasket (EPDM Standard)
3	Guide Plate
4	Spring
5	Stem
6	O-Ring (EPDM Standard)
7	Clamp
8	Lower Body

Dimensions

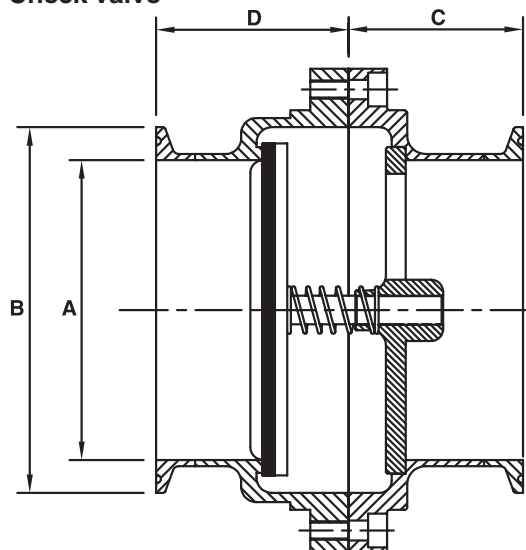
1/2" – 3/4" Check Valve



1.0" – 3.0" Check Valve



4.0" Check Valve



Dimensions

Size	Part No.	A (mm)	B (mm)	C (mm)	D (mm)	E (mm)
0.5	PDCV-.50-C-316L-E	9.5	25.2	28.5	39.5	50.5
0.75	PDCV-.75-C-316L-E	15.9	25.2	42.0	59.0	77.5
1.0	PDCV-1.0-C-316L-E	22.2	50.5	42.0	59.0	64.0
1.5	PDCV-1.5-C-316L-E	34.9	50.5	42.0	59.0	77.5
2.0	PDCV-2.0-C-316L-E	47.6	64.0	42.0	59.0	91.0
2.5	PDCV-2.5-C-316L-E	60.3	77.5	42.0	59.0	106.0
3.0	PDCV-3.0-C-316L-E	73.0	91.0	50.8	89.8	119.0
4.0	PDCV-4.0-C-316L-E	97.6	119.0	56.7	62.6	—

In-Line Sight Glasses

Description

Parker In-Line Sight Glasses offer processors the ability to easily and safely monitor product flow. Sight Glasses are designed for use in a wide variety of applications, and are manufactured from the finest grade 316L material and polished to a sanitary finish.

Sight Glasses are available in sizes from .50" to 4.0", and can be used in CIP and other harsh processing environments.

Our special compact fractional versions are available in exotic alloys and a variety of surface finishes, including electropolishing.




Technical Features

Material	316L stainless steel
Available Sizes	.50", .75", 1.0", 1.5", 2.0", 2.5", 3.0", and 4.0"
Seal Material	Silicone (others available)
Surface Finish	32 RA (special finishes upon request)
Working Temperature	20°F to 240°F (-7°C to 116°C)
Glass Material	Pyrex (Polysulfone for fractional sizes only)

Accessories/Replacement Parts

Replacement Glass



Part #: PRSG-(Size)

Safety Screen



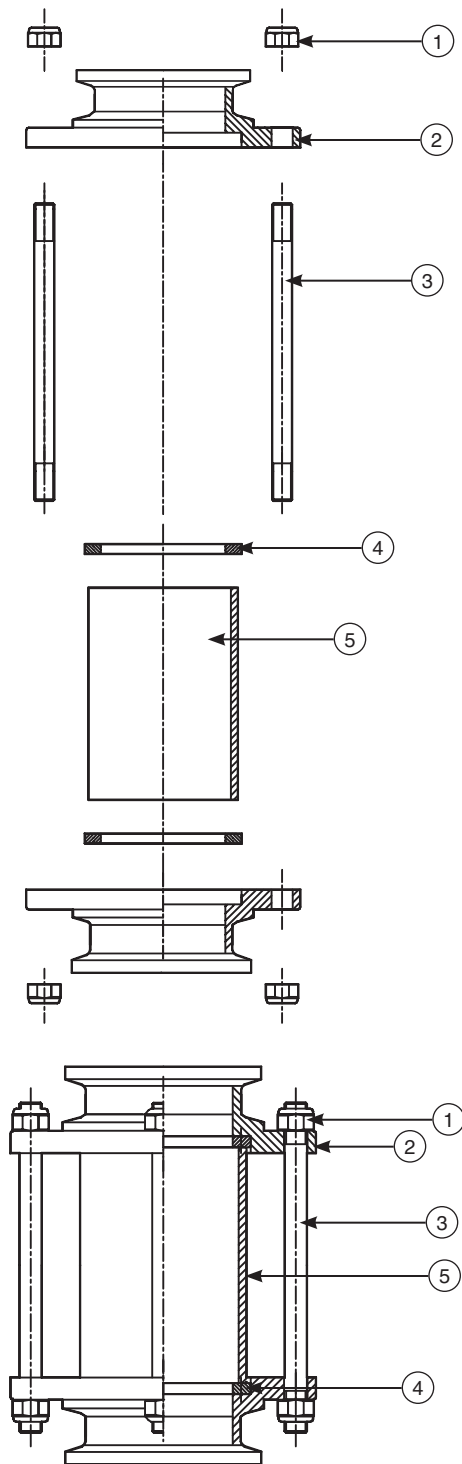
Part #: PSGSC-(Size)

Silicone Seal (2)



Part #: PSGS-(Size)

Exploded View

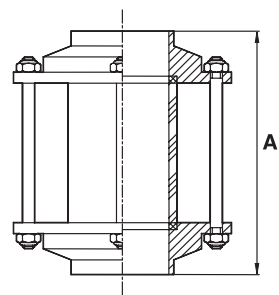


No.	Description	Material	Qty
1	Self Locking Nuts	A2	8
2	Lateral	AISI-316	2
3	Pin	AISI-304	4
4	Seal	Silicone	2
5	Body	Pyrex	1

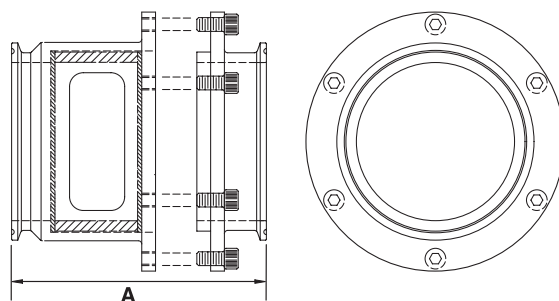
Dimensions

In-Line Sight Glass – Clamp

Size	Part No.	A (in.)
1.0	PSG-1.0-C-316L	4-9/16
1.5	PSG-1.5-C-316L	5-9/32
2.0	PSG-2.0-C-316L	5-7/8
2.5	PSG-2.5-C-316L	6-19/64
3.0	PSG-3.0-C-316L	6-19/64
4.0	PSG-4.0-C-316L	8-45/64



Compact Flange Style Sight Glass – Clamp



Size	Part No.	A-Weld (in.)	A-Clamp (in.)	Pyrex Glass Max PSI	Max PSI
.50	PCSG-.50-C-316L	3.0	4.5	378	1740
.75	PCSG-.75-C-316L	3.0	4.5	325	524
1.0	PCSG-1.0-C-316L	3-5/8	5-1/8	215	557
1.5	PCSG-1.5-C-316L	3-5/8	5-1/8	150	354
2.0	PCSG-2.0-C-316L	3-5/8	5-1/8	130	259
2.5	PCSG-2.5-C-316L	3-5/8		100	204
3.0	PCSG-3.0-C-316L	3-5/8		95	169
4.0	PCSG-4.0-C-316L	3-5/8		60	NA

Parker offers a variety of actuation options for use with our sanitary processing valves. Products include pneumatic actuators, electric actuators and a wide range of control accessories. Product development is based on modular construction that allows for fast delivery from stock components and easy upgrade to fully-fledged control units.

For Ordering Information: Call your local Parker distributor or Instrumentation Sales at (256) 881-2040.



Pneumatic Actuators



Pneumatic actuators come in two versions: double acting and single acting (spring return). Both versions are designed in such a way that (with the exception of the position indicator) there are no moving parts on the outside. This makes them safe, easy to install and virtually maintenance free. Furthermore, the compact rack and pinion construction means that actuators are lightweight and occupy a minimum of space.

Features & Specifications

- For use with ball and butterfly valves.
- Actuators are made of high duty aluminium alloys, providing optimum strength and corrosion resistance.
- Mounting for solenoid valves and position signalers to the NAMUR standard (VDI/VDE 3845).
- Mounting standard (ISO 5211), Drive dimensions (DIN 3337).
- Drive shaft can be provided with insert for low cost, versatile direct valve mountings.
- Anti-blow-out shaft.

Electric Actuators



The basic version of the Electric Actuator is intended for simple open/close applications. For more sophisticated applications, a variety of options provides the solution. These include positioner servo boards, output transmitters, LCD displays and local/remote control stations. The unit is also available in explosion proof housings for hazardous areas and is also available with DC motors.

Features & Specifications

- Low power consumption.
- Torque ranges to 26,000 inch pounds.
- Hard anodized powder coated housing for atmospheric corrosion protection.
- Manual overrides standard on all models. All models except the smallest have pad lockable override systems.
- Heater and thermostat standard for humid environments.
- Mechanical torque sensing for overload conditions.
- Large dial indicator for greater visibility.
- Removable drive bushing for custom machining.

Stainless Steel Actuators



Stainless steel spring return actuators that can be mounted in the fail open or fail closed position. The actuators are suitable for wash-down areas. The housing is 316 SS and can be ordered with or without internal controls. Control options includes an integral pilot solenoid valve and two limit switches. Both switches and solenoid are pre-wired to an internal terminal. Two additional limit switches are an available option. For use on all butterfly valves and ball valves up to 1.5".

Features & Specifications

- Easily mounts to ball or butterfly valves.
- Suitable for wash-down applications.
- All 316 SS construction.
- Easy thumb screw access to controls.
- Compact spring return design.
- Optional proximity sensors.
- Optional internal pilot solenoid.

Optional Accessories

Actuators can be provided with controls or communication with field buses or other digital systems. Optional accessories include switch boxes for position indication, solenoid valves for control signalling and positioners for modulating control.

- Solenoid Valves
- Limit Switches
- Lock-Out Devices
- Position Indicators
- Positioners
- Position transmitters

The items described in this document and other documents or descriptions provided by Parker Hannifin Corporation, its subsidiaries and its authorized distributors are hereby offered for sale at prices to be established by Parker Hannifin Corporation, its subsidiaries and its authorized distributors. This offer and its acceptance by any customer ("Buyer") shall be governed by all of the following Terms and Conditions. Buyer's order for any such items, when communicated to Parker Hannifin Corporation, its subsidiary or an authorized distributor ("Seller") verbally or in writing, shall constitute acceptance of this offer.

1. Terms and Conditions of Sale: All descriptions, quotations, proposals, offers, acknowledgments, acceptances and sales of Seller's products are subject to and shall be governed exclusively by the terms and conditions stated herein. Buyer's acceptance of any offer to sell is limited to these terms and conditions. Any terms or conditions in addition to, or inconsistent with those stated herein, proposed by Buyer in any acceptance of an offer by Seller, are hereby objected to. No such additional, different or inconsistent terms and conditions shall become part of the contract between Buyer and Seller unless expressly accepted in writing by Seller. Seller's acceptance of any offer to purchase by Buyer is expressly conditional upon Buyer's assent to all the terms and conditions stated herein, including any terms in addition to, or inconsistent with those contained in Buyer's offer. Acceptance of Seller's products shall in all events constitute such assent.

2. Payment: Payment shall be made by Buyer net 30 days from the date of delivery of the items purchased hereunder. Amounts not timely paid shall bear interest at the maximum rate permitted by law for each month or portion thereof that the Buyer is late in making payment. Any claims by Buyer for omissions or shortages in a shipment shall be waived unless Seller receives notice thereof within 30 days after Buyer's receipt of the shipment.

3. Delivery: Unless otherwise provided on the face hereof, delivery shall be made F.O.B. Seller's plant. Regardless of the method of delivery, however, risk of loss shall pass to Buyer upon Seller's delivery to a carrier. Any delivery dates shown are approximate only and Seller shall have no liability for any delays in delivery.

4. Warranty: Seller warrants that items sold hereunder shall be free from defects in material or workmanship. **THIS WARRANTY COMPRISES THE SOLE AND ENTIRE WARRANTY PERTAINING TO ITEMS PROVIDED HEREUNDER. SELLER MAKES NO OTHER WARRANTY, GUARANTEE, OR REPRESENTATION OF ANY KIND WHATSOEVER. ALL OTHER WARRANTIES, INCLUDING BUT NOT LIMITED TO, MERCHANTABILITY AND FITNESS FOR PURPOSE, WHETHER EXPRESS, IMPLIED, OR ARISING BY OPERATION OF LAW, TRADE USAGE, OR COURSE OF DEALING ARE HEREBY DISCLAIMED.**

NOTWITHSTANDING THE FOREGOING, THERE ARE NO WARRANTIES WHATSOEVER ON ITEMS BUILT OR ACQUIRED WHOLLY OR PARTIALLY, TO BUYER'S DESIGNS OR SPECIFICATIONS.

5. Limitation Of Remedy: SELLER'S LIABILITY ARISING FROM OR IN ANY WAY CONNECTED WITH THE ITEMS SOLD OR THIS CONTRACT SHALL BE LIMITED EXCLUSIVELY TO REPAIR OR REPLACEMENT OF THE ITEMS SOLD, AT SELLER'S SOLE OPTION. IN NO EVENT SHALL SELLER BE LIABLE FOR ANY INCIDENTAL, CONSEQUENTIAL OR SPECIAL DAMAGES OF ANY KIND OR NATURE WHATSOEVER, INCLUDING BUT NOT LIMITED TO LOST PROFITS ARISING FROM OR IN ANY WAY CONNECTED WITH THIS AGREEMENT OR ITEMS SOLD HEREUNDER, WHETHER ALLEGED TO ARISE FROM BREACH OF CONTRACT, EXPRESS OR IMPLIED WARRANTY, OR IN TORT, INCLUDING WITHOUT LIMITATION, NEGLIGENCE, FAILURE TO WARN OR STRICT LIABILITY.

6. Changes, Reschedules and Cancellations: Buyer may request to modify the designs or specifications for the items sold hereunder as well as the quantities and delivery dates thereof, or may request to cancel all or part of this order, however, no such requested modification or cancellation shall become part of the contract between Buyer and Seller unless accepted by Seller in a written amendment to this Agreement. Acceptance of any such requested modification or cancellation shall be at Seller's discretion, and shall be upon such terms and conditions as Seller may require.

7. Special Tooling: A tooling charge may be imposed for any special tooling, including without limitation, dies, fixtures, molds and patterns, acquired to manufacture items sold pursuant to this contract. Such special tooling shall be and remain Seller's property notwithstanding payment of any charges by Buyer. In no event will Buyer acquire any interest in apparatus belonging to Seller which is utilized in the manufacture of the items sold hereunder, even if such apparatus has been specially converted or adapted for such manufacture and not withstanding any charges paid by Buyer. Unless otherwise agreed, Seller shall have the right to alter, discard or otherwise dispose of any special tooling or other property in its sole discretion at any time.

8. Buyer's Property: Any designs, tools, patterns, materials, drawings, confidential information or equipment furnished by Buyer or any other items which become Buyer's property, may be considered obsolete and may be destroyed by Seller after two (2) consecutive years have elapsed without Buyer placing an order for the items which are manufactured using such property. Seller shall not be responsible for any loss or damage to such property while it is in Seller's possession or control.

9. Taxes: Unless otherwise indicated on the face hereof, all prices and charges are exclusive of excise, sales, use, property, occupational or like taxes which may be imposed by any taxing authority upon the manufacture, sale or delivery of the items sold hereunder. If any such taxes must be paid by Seller or if Seller is liable for the collection of such tax, the amount thereof shall be in addition to the amounts for the items sold. Buyer agrees to pay all such taxes or to reimburse Seller therefore upon receipt of its invoice. If Buyer claims exemption from any sales, use or other tax imposed by any taxing authority, Buyer shall save Seller harmless from and against any such tax, together with any interest or penalties thereon which may be assessed if the items are held to be taxable.

10. Indemnity For Infringement of Intellectual Property Rights: Seller shall have no liability for infringement of any patents, trademarks, copyrights, trade dress, trade secrets or similar rights except as provided in this Part 10. Seller will defend and indemnify Buyer against allegations of infringement of U.S. Patents, U.S. Trademarks, copyrights, trade dress and trade secrets (hereinafter 'Intellectual Property Rights'). Seller will defend at its expense and will pay the cost of any settlement or damages awarded in an action brought against Buyer based on an allegation that an item sold pursuant to this contract infringes the Intellectual Property Rights of a third party. Seller's obligation to defend and indemnify Buyer is contingent on Buyer notifying Seller within ten (10) days after Buyer becomes aware of such allegations of infringement, and Seller having sole control over the defense of any allegations or actions including all negotiations for settlement or compromise. If an item sold hereunder is subject to a claim that it infringes the Intellectual Property Rights of a third party, Seller may, at its sole expense and option, procure for Buyer the right to continue using said item, replace or modify said item so as to make it noninfringing, or offer to accept return of said item and return the purchase price less a reasonable allowance for depreciation. Notwithstanding the foregoing, Seller shall have no liability for claims of infringement based on information provided by Buyer, or directed to items delivered hereunder for which the designs are specified in whole or part by Buyer, or infringements resulting from the modification, combination or use in a system of any item sold hereunder. The foregoing provisions of this Part 10 shall constitute Seller's sole and exclusive liability and Buyer's sole and exclusive remedy for infringement of Intellectual Property Rights.

If a claim is based on information provided by Buyer or if the design for an item delivered hereunder is specified in whole or in part by Buyer, Buyer shall defend and indemnify Seller for all costs, expenses or judgments resulting from any claim that such item infringes any patent, trademark, copyright, trade dress, trade secret or any similar right.

11. Force Majeure: Seller does not assume the risk of and shall not be liable for delay or failure to perform any of Seller's obligations by reason of circumstances beyond the reasonable control of Seller (hereinafter 'Events of Force Majeure'). Events of Force Majeure shall include without limitation, accidents, acts of God, strikes or labor disputes, acts, laws, rules or regulations of any government or government agency, fires, floods, delays or failures in delivery of carriers or suppliers, shortages of materials and any other cause beyond Seller's control.

12. Entire Agreement/Governing Law: The terms and conditions set forth herein, together with any amendments, modifications and any different terms or conditions expressly accepted by Seller in writing, shall constitute the entire Agreement concerning the items sold, and there are no oral or other representations or agreements which pertain thereto. This Agreement shall be governed in all respects by the law of the State of Ohio. No actions arising out of the sale of the items sold hereunder or this Agreement may be brought by either party more than two (2) years after the cause of action accrues.

11/98-P



Parker's Motion & Control Technologies

At Parker, we're guided by a relentless drive to help our customers become more productive and achieve higher levels of profitability by engineering the best systems for their requirements. It means looking at customer applications from many angles to find new ways to create value. Whatever the motion and control technology need, Parker has the experience, breadth of product and global reach to consistently deliver. No company knows more about motion and control technology than Parker. For further info call 1-800-C-Parker.



AEROSPACE

Key Markets

- Aircraft engines
- Business & general aviation
- Commercial transports
- Land-based weapons systems
- Military aircraft
- Missiles & launch vehicles
- Regional transports
- Unmanned aerial vehicles

Key Products

- Flight control systems & components
- Fluid conveyance systems
- Fluid metering delivery & atomization devices
- Fuel systems & components
- Hydraulic systems & components
- Inert nitrogen generating systems
- Pneumatic systems & components
- Wheels & brakes




CLIMATE CONTROL

Key Markets

- Agriculture
- Air conditioning
- Food, beverage & dairy
- Life sciences & medical
- Precision cooling
- Processing
- Transportation

Key Products

- CO₂ controls
- Electronic controllers
- Filter driers
- Hand shut-off valves
- Hose & fittings
- Pressure regulating valves
- Refrigerant distributors
- Safety relief valves
- Solenoid valves
- Thermostatic expansion valves



ELECTROMECHANICAL

Key Markets

- Aerospace
- Factory automation
- Life science & medical
- Machine tools
- Packaging machinery
- Paper machinery
- Plastics machinery & converting
- Primary metals
- Semiconductor & electronics
- Textile
- Wire & cable

Key Products

- AC/DC drives & systems
- Electric actuators, gantry robots & slides
- Electrohydraulic actuation systems
- Electromechanical actuation systems
- Human machine interface
- Linear motors
- Stepper motors, servo motors, drives & controls
- Structural extrusions



FILTRATION

Key Markets

- Food & beverage
- Industrial machinery
- Life sciences
- Marine
- Mobile equipment
- Oil & gas
- Power generation
- Process
- Transportation

Key Products

- Analytical gas generators
- Compressed air & gas filters
- Condition monitoring
- Engine air, fuel & oil filtration & systems
- Hydraulic, lubrication & coolant filters
- Process, chemical, water & microfiltration filters
- Nitrogen, hydrogen & zero air generators



FLUID & GAS HANDLING

Key Markets

- Aerospace
- Agriculture
- Bulk chemical handling
- Construction machinery
- Food & beverage
- Fuel & gas delivery
- Industrial machinery
- Mobile
- Oil & gas
- Transportation
- Welding

Key Products

- Brass fittings & valves
- Diagnostic equipment
- Fluid conveyance systems
- Industrial hose
- PTFE & PFA hose, tubing & plastic fittings
- Rubber & thermoplastic hose & couplings
- Tube fittings & adapters
- Quick disconnects




HYDRAULICS

Key Markets

- Aerospace
- Aerial lift
- Agriculture
- Construction machinery
- Forestry
- Industrial machinery
- Mining
- Oil & gas
- Power generation & energy
- Truck hydraulics

Key Products

- Diagnostic equipment
- Hydraulic cylinders & accumulators
- Hydraulic motors & pumps
- Hydraulic systems
- Hydraulic valves & controls
- Power take-offs
- Rubber & thermoplastic hose & couplings
- Tube fittings & adapters
- Quick disconnects



PNEUMATICS

Key Markets

- Aerospace
- Conveyor & material handling
- Factory automation
- Life science & medical
- Machine tools
- Packaging machinery
- Transportation & automotive

Key Products

- Air preparation
- Brass fittings & valves
- Manifolds
- Pneumatic accessories
- Pneumatic actuators & grippers
- Pneumatic valves & controls
- Quick disconnects
- Rotary actuators
- Rubber & thermoplastic hose & couplings
- Structural extrusions
- Thermoplastic tubing & fittings
- Vacuum generators, cups & sensors



PROCESS CONTROL

Key Markets

- Chemical & refining
- Food, beverage & dairy
- Medical & dental
- Microelectronics
- Oil & gas
- Power generation

Key Products

- Analytical sample conditioning products & systems
- Fluoropolymer chemical delivery fittings, valves & pumps
- High purity gas delivery fittings, valves & regulators
- Instrumentation fittings, valves & regulators
- Medium pressure fittings & valves
- Process control manifolds



SEALING & SHIELDING

Key Markets

- Aerospace
- Chemical processing
- Consumer
- Energy, oil & gas
- Fluid power
- General industrial
- Information technology
- Life sciences
- Military
- Semiconductor
- Telecommunications
- Transportation

Key Products

- Dynamic seals
- Elastomeric o-rings
- EMI shielding
- Extruded & precision-cut, fabricated elastomeric seals
- Homogeneous & inserted elastomeric shapes
- High temperature metal seals
- Metal & plastic retained composite seals
- Thermal management



ENGINEERING YOUR SUCCESS.

Sales Offices Worldwide

Parker Hannifin Corporation

Instrumentation Products Division
1005 A Cleaner Way
Huntsville, AL 35805
USA
phone 256 881 2040
fax 256 8815072
www.parker.com/ipdus

Parker Hannifin Corporation

Instrumentation Products Division
2651 Alabama Highway 21 North
Jacksonville, AL 36265-681
USA
phone 256 435 2130
fax 256 435 7718
www.parker.com/ipdus

Parker Hannifin Corporation

Instrumentation Products Division
6575 Tram Road
Beaumont, TX 77713
USA
phone 409 924 0300
fax 409 924 0301
www.parker.com/ipdus

Parker Hannifin plc

Instrumentation Products Division
Riverside Road
Pottington Business Park
Barnstaple, Devon EX31 1NP
England
phone +44 0 1271 313131
fax +44 0 1271 373636
email ipd@parker.com
www.parker.com/ipd



Parker Hannifin Corporation
Instrumentation Products Division
1005 A Cleaner Way
Huntsville, AL 35805
phone 256 881 2040
fax 256 881 5072
www.parker.com/ipdus

Catalog 4270-VFC June 2009 DP

Your Local Authorized Parker Distributor