



# FXR SAMPLE COOLER

## Helicoil Coil Sample Cooler

**Compact, efficient sample cooling  
for high flow gases and liquids**



**FXR SAMPLE COOLER**

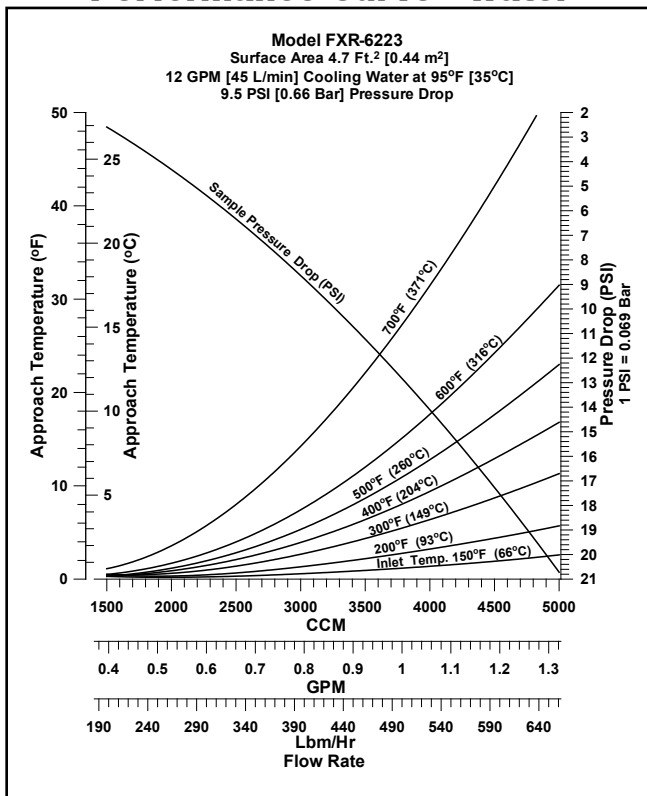
### Features

- Double helical coil design
- Minimize cooling water needs
- Wide variety of exotic alloys for corrosion resistance
- Retained shellside gasket reduces re-assembly time
- Formed shell eliminates top shell flange weld interfaces
- Mounting bracket can be installed without removing flange bolts

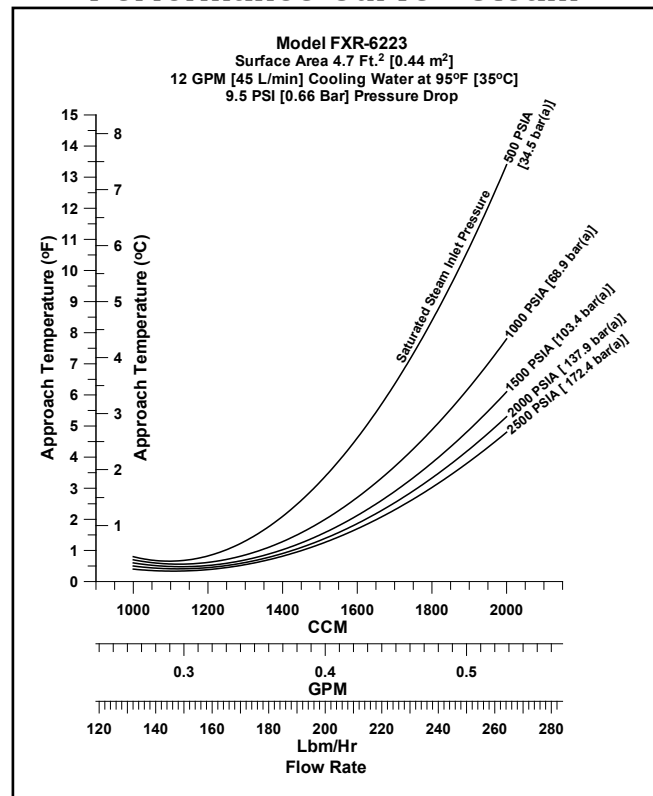
### Description

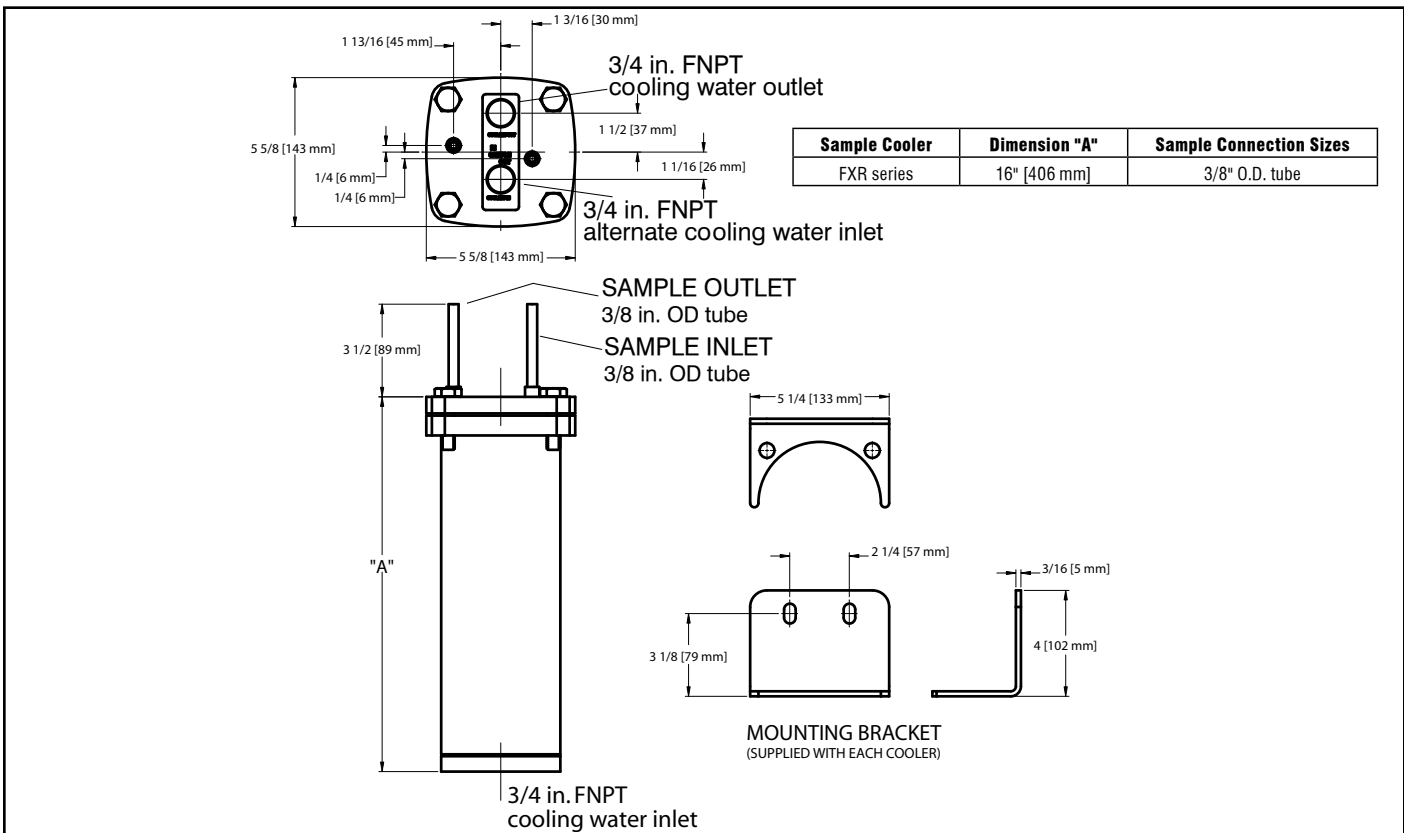
The FXR series sample cooler is designed for efficient and cost effective sample cooling where higher flow is required. Optimal service for flows below 5000 cc/min for single phase and 2000 cc/min for condensing heat transfer. Standard tube side materials are 316/316L SS or Alloy 625 (e.g., Inconel®) for high chloride cooling water applications.

**Performance Curve - Water**



**Performance Curve - Steam**





### Specifications – FXR Series

Model No.	Shell Design	Tube Design	Tube Material*	Shell Material	Area	Shipping Weight	Part Number
FXR-6222	450 psi @ 650°F 31 bar @ 343°C	2485 psi @ 680°F 171 bar @ 360°C	316/316L SS 3/8" O.D. x 0.035"AW	304 SS	4.7 ft <sup>2</sup> 0.44 m <sup>2</sup>	30 lbs 13.5 kg	7-03971E
FXR-6222U	300 psi @ 650°F 20 bar @ 343°C	2000 psi @ 1000°F 138 bar @ 537°C	316/316L SS 3/8" O.D. x 0.035"AW	304 SS	4.7 ft <sup>2</sup> 0.44 m <sup>2</sup>	30 lbs 13.5 kg	7-03971F
FXR-6225	450 psi @ 650°F 31 bar @ 343°C	5000 psi @ 1000°F 345 bar @ 537°C	316/316L SS 3/8" O.D. x 0.065"MW	304 SS	4.7 ft <sup>2</sup> 0.44 m <sup>2</sup>	35 lbs 16 kg	7-03971A
FXR-62B3	450 psi @ 650°F 31 bar @ 343°C	3400 psi @ 1100°F 234 bar @ 593°C	Alloy 625 (e.g., Inconel®) 3/8" O.D. x 0.035"AW	304 SS	4.7 ft <sup>2</sup> 0.44 m <sup>2</sup>	30 lbs 13.5 kg	7-03971G

- NOTES:
- U in model number denotes ASME stamped model.
  - Canadian Registration Number available for ASME models only. Consult factory for CRN and other options and information.
  - Vessels are exempt from CE marking per PED 97/23/EC, TÜV. Vessels are below or equal to the limits set forth in Article 3, Sections 1.1, 1.2, 1.3 and Section 2 as applicable, and are designed and manufactured in accordance with sound engineering practice (meets the general requirements of the ASME Section VIII, Division 1, Boiler And Pressure Vessel Code). Nameplate will bear the name of Sentry Equipment Corp and safety instructions will be included per Article 3, Section 2.
  - Inconel is a registered trademark of Huntington Alloys Corporation.
- \* Contact Sentry Equipment for optional tube materials.

**WARNING**

It is solely the responsibility of the end-user, through its own analysis and testing, to select products and materials suitable for their specific application requirements, ensure they are properly installed, safely applied, properly maintained, and limit their use to their intended purpose. Improper selection, installation, or use may result in personal injury or property damage.



### SENTRY EQUIPMENT CORP

966 Blue Ribbon Circle North  
Oconomowoc, WI 53066 USA  
Tel: 262-567-7256 • Fax: 262-567-4523

E-mail:  
sales@sentry-equip.com

Website:  
www.sentry-equip.com



For further information, contact: