

Adapters and Couplings



510 Clinton Square
Rochester
New York
USA 14604

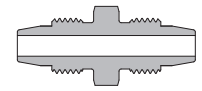
Tel.: 1-855-693-4638
Fax: 1-877-297-4661
E-mail: info@finelok.com



www.finelok.com

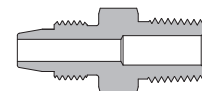
Contents

15 Series Male to 15 Series Male



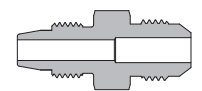
03

15 Series Male to Male NPT Thread



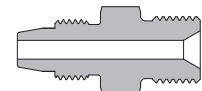
03

15 Series Male to Male JIC



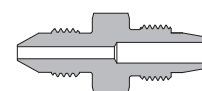
04

15 Series Male to Type "M" Male



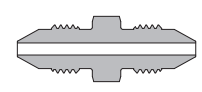
05

20 Series Male to 15 Series Male



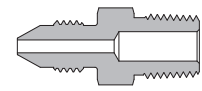
05

20 Series Male to 20 Series Male



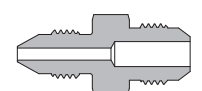
06

20 Series Male to Male NPT Thread



07

20 Series Male to Male JIC



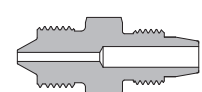
08

20 Series Male to Type "M" Male



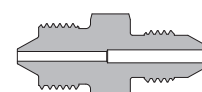
09

60 Series Male to 15 Series Male



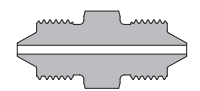
10

60 Series Male to 20 Series Male



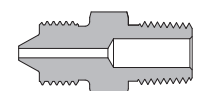
10

60 Series Male to 60 Series Male



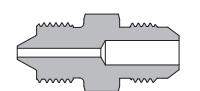
11

60 Series Male to Male NPT Thread



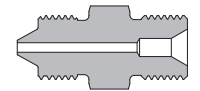
11

60 Series Male to Male JIC



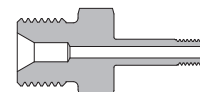
12

60 Series Male to Type "M" Male



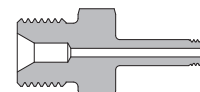
12

Type "M" Male to 20 Series Coned and Threaded Nipples



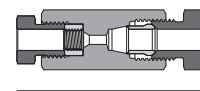
13

Type "M" Male to 60 Series Coned and Threaded Nipples



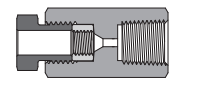
14

20 Series Female to 15 Series Female



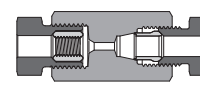
14

20 Series Female to Female NPT Thread



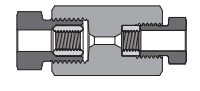
15

60 Series Female to 15 Series Female



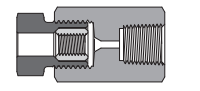
16

60 Series Female to 20 Series Female



16

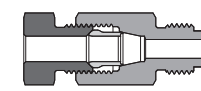
60 Series Female to Female NPT Thread



17

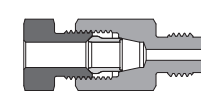
Contents

15 Series Female to 15 Series Male



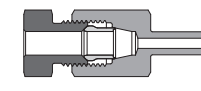
17

15 Series Female to 20 Series Male



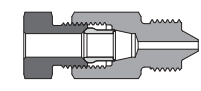
18

15 Series Female to 20 Series Coned and Threaded Nipples



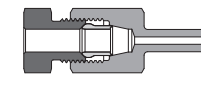
19

15 Series Female to 60 Series Male



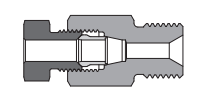
20

15 Series Female to 60 Series Coned and Threaded Nipples



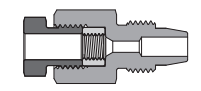
20

15 Series Female to Type "M" Male



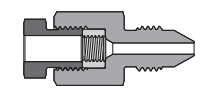
21

20 Series Female to 15 Series Male



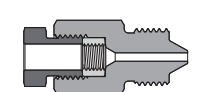
22

20 Series Female to 20 Series Male



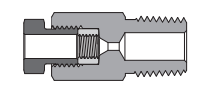
23

20 Series Female to 60 Series Male



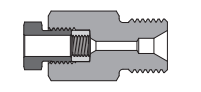
24

20 Series Female to Male NPT Thread



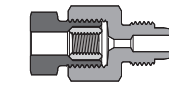
25

20 Series Female to Type "M" Male



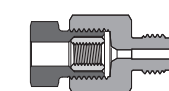
26

60 Series Female to 15 Series Male



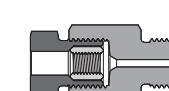
27

60 Series Female to 20 Series Male



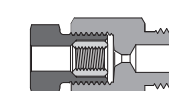
27

60 Series Female to 60 Series Male



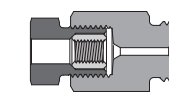
28

60 Series Female to Male NPT Thread



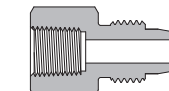
28

60 Series Female to Type "M" Male



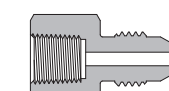
29

Female NPT Thread to 15 Series Male



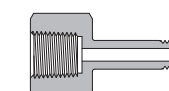
30

Female NPT Thread to 20 Series Male



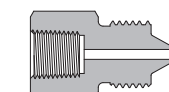
31

Female NPT Thread to 20 Series Coned and Threaded Nipples



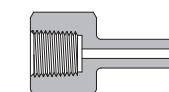
32

Female NPT Thread to 60 Series Male



33

Female NPT Thread to 60 Series Coned and Threaded Nipples



34

Features

- ☆ The hardened threads with smooth surface finishing avoid galling and help to extend the fitting service life.
- ☆ Every fitting is stamped with size, material, and heat code.
- ☆ 316 stainless steel is standard material. Other materials are available upon request.

Working Temperature

Connection	Temperature Rating
15 Series Male Ends	-423°F (-252°C) to 1200 °F (649°C)
20 Series Male Ends	-423°F (-252°C) to 1200 °F (649°C)
60 Series Male Ends	-423°F (-252°C) to 1200 °F (649°C)
15 Series Female Ends	-325°F (-198°C) to 800°F (427°C)
20 Series Female Ends	-423°F (-252°C) to 1200 °F (649°C)
60 Series Female Ends	-423°F (-252°C) to 1200 °F (649°C)
NPT Pipe Thread Ends	-325°F (-198°C) to 400 °F (204°C)
JIC (37° Flare)	-423°F (-252°C) to 1200°F (649°C)
Type "M" Male	-423°F (-252°C) to 1200°F (649°C)

Working Pressure

The working pressure of Adapters and Couplings is shown in the ordering information table.

Elevated Temperature Factors

To get the maximum working pressure at elevated temperature, use the maximum working pressure at ambient temperature to multiply the factors in the table below.

Material	Temperature		Factor
	°F	°C	
316	100	38	1
	200	93	1
	300	149	1
	400	204	0.97
	500	260	0.90
	600	316	0.85
	700	371	0.82
	800	427	0.80

Data in this table is applied only to the working temperature below 800°F (427°C), For the working temperature above 800°F (427°C) please consult FINELOK, and then we will provide you relative solutions.

About "CP"

Ordering number with designator "□CP" is for "two-piece" male to male and female to male adapters. They are identical to the "one-piece" designs in length can be ordered by substituting "15CP" for "15M" to the "one-piece" adapter part numbers listed.

Example:

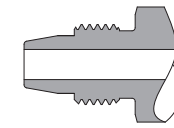
Ordering number of "one-piece": SS-MMA-60M6-60M4

The corresponding ordering number of "two-piece" is SS-MMA-60CP6-60CP4.

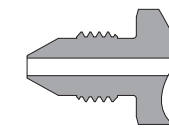
Caution:

- ☆ Do not loosen or tighten fittings under pressure.
- ☆ Always use proper thread sealants on tapered pipe threads.

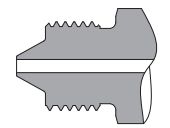
Adapters and Couplings End Configuration



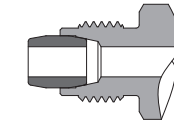
"15M" 15 Series Male



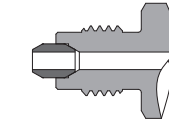
"20M" 20 Series Male



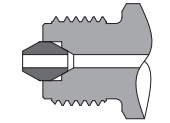
"60M" 60 Series Male



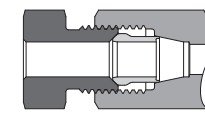
"15CP" 15 Series Male



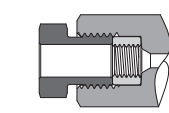
"20CP" 20 Series Male



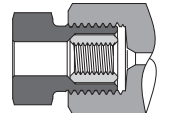
"60CP" 60 Series Male



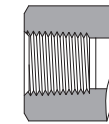
"15S" 15 Series Female



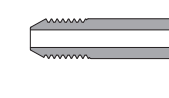
"20S" 20 Series Female



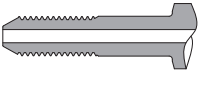
"60S" 60 Series Female



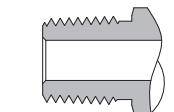
"NT" Female NPT Thread



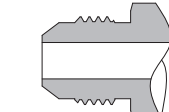
"2CT" 20 Series Coned and Threaded Nipples



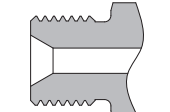
"6CT" 60 Series Coned and Threaded Nipples



"NT" Male NPT Thread



"AN" Male JIC

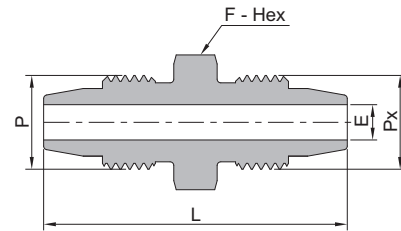


Type "M" Male

Thread Sizes :

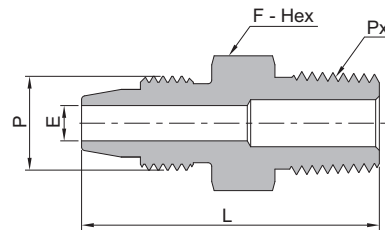
15M2/15CP2/15S2: 3/8-24	20M4/20CP4/20S4: 7/16-20	2CT4: 1/4-28	60M4/60CP4/60S4: 9/16-18
15M4/15CP4/15S4: 1/2-20	20M6/20CP6/20S6: 9/16-18	2CT6: 3/8-24	60M6/60CP6/60S6: 3/4-16
15M6/15CP6/15S6: 5/8-18	20M9/20CP9/20S9: 13/16-16	2CT9: 9/16-18	60M9/60CP9/60S9: 1-1/8-12
15M8/15CP8/15S8: 13/16-16	20M12/20CP12/20S12: 3/4-14	2CT12: 3/4-16	6CT4: 1/4-28
	20M16/20CP16/20S16: 1-3/8-12	2CT16: 1-14	6CT6: 3/8-24
			6CT9: 9/16-18
NT2:1/8-27 NPT	AN4: 7/16-20	TM9 : 9/16-18	
NT4:1/4-18 NPT	AN6: 9/16-18	TM12 : 3/4-16	
NT6:3/8-14 NPT	AN8: 3/4-16	TM14 : 7/8-14	
NT8:1/2-14 NPT	AN10: 7/8-14	TM16 : 1-12	
NT12:3/4-14 NPT	AN12: 1-1/16-12	TM21 : 1-5/16-12	
NT16:1-11.5 NPT	AN16: 1-5/16-12		

15 Series Male to 15 Series Male



15 Series Male			15 Series Male			
P-Connection Type	Px-Connection Type	Ordering Number	Dimension, in. (mm)			Working Pressure psig (bar)
			L	F	E	
15M2	15M2	SS-MMA-15M2	1.37 (34.9)	0.50 (12.7)	009 (2.4)	15000 (1034)
15M4	15M2	SS-MMA-15M4-15M2	1.63 (41.3)	0.63 (15.9)	009 (2.4)	15000 (1034)
15M4	15M4	SS-MMA-15M4	1.75 (44.5)	0.63 (15.9)	019 (4.8)	15000 (1034)
15M6	15M2	SS-MMA-15M6-15M2	1.69 (42.9)	0.75 (19.1)	009 (2.4)	15000 (1034)
15M6	15M4	SS-MMA-15M6-15M4	1.87 (47.6)	0.75 (19.1)	019 (4.8)	15000 (1034)
15M6	15M6	SS-MMA-15M6	1.87 (47.6)	0.75 (19.1)	025 (6.4)	15000 (1034)
15M8	15M2	SS-MMA-15M8-15M2	1.81 (46.0)	0.94 (23.8)	009 (2.4)	15000 (1034)
15M8	15M4	SS-MMA-15M8-15M4	2.00 (50.8)	0.94 (23.8)	019 (4.8)	15000 (1034)
15M8	15M6	SS-MMA-15M8-15M6	2.00 (50.8)	0.94 (23.8)	025 (6.4)	15000 (1034)
15M8	15M8	SS-MMA-15M8	2.06 (52.4)	0.94 (23.8)	037 (9.5)	15000 (1034)

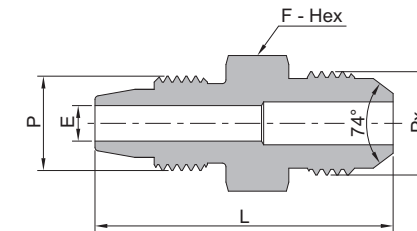
15 Series Male to Male NPT Threads



15 Series Male			Male NPT Threads			
P-Connection Type	Px-Connection Type	Ordering Number	Dimension, in. (mm)			Working Pressure psig (bar)
			L	F	E	
15M2	1/8 NPT	SS-MMA-15M2-NT2	1.19 (30.2)	0.50 (12.7)	009 (2.4)	15000 (1034)
15M2	1/4 NPT	SS-MMA-15M2-NT4	1.44 (36.5)	0.56 (14.3)	009 (2.4)	15000 (1034)
15M2	3/8 NPT	SS-MMA-Mp2-NT6	1.50 (38.1)	0.69 (17.5)	009 (2.4)	15000 (1034)
15M2	1/2 NPT	SS-MMA-Mp2-NT8	1.75 (44.5)	0.87 (22.2)	009 (2.4)	15000 (1034)
15M2	3/4 NPT	SS-MMA-Mp2-NT12	1.81 (46.0)	1.06 (27.0)	009 (2.4)	10000 (690)
15M2	1 NPT	SS-MMA-Mp2-NT16	2.13 (54.0)	1.37 (34.9)	009 (2.4)	10000 (690)
15M4	1/8 NPT	SS-MMA-Mp4-NT2	1.44 (36.5)	0.63 (15.9)	019 (4.8)	15000 (1034)
15M4	1/4 NPT	SS-MMA-Mp4-NT4	1.63 (41.3)	0.63 (15.9)	019 (4.8)	15000 (1034)
15M4	3/8 NPT	SS-MMA-Mp4-NT6	1.63 (41.3)	0.69 (17.5)	019 (4.8)	15000 (1034)
15M4	1/2 NPT	SS-MMA-Mp4-NT8	1.87 (47.6)	0.87 (22.2)	019 (4.8)	15000 (1034)
15M4	3/4 NPT	SS-MMA-Mp4-NT12	1.94 (49.2)	1.06 (27.0)	019 (4.8)	10000 (690)
15M4	1 NPT	SS-MMA-Mp4-NT16	2.25 (57.2)	1.37 (34.9)	019 (4.8)	10000 (690)

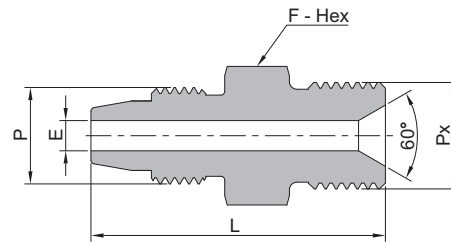
15 Series Male			Male NPT Threads			
P-Connection Type	Px-Connection Type	Ordering Number	Dimension, in. (mm)			Working Pressure psig (bar)
			L	F	E	
15M6	1/8 NPT	SS-MMA-15M6-NT2	1.50 (38.1)	0.75 (19.1)	019 (4.8)	15000 (1034)
15M6	1/4 NPT	SS-MMA-15M6-NT4	1.69 (42.9)	0.75 (19.1)	025 (6.4)	15000 (1034)
15M6	3/8 NPT	SS-MMA-15M6-NT6	1.69 (42.9)	0.75 (19.1)	025 (6.4)	15000 (1034)
15M6	1/2 NPT	SS-MMA-15M6-NT8	1.94 (49.2)	0.87 (22.2)	025 (6.4)	15000 (1034)
15M6	3/4 NPT	SS-MMA-15M6-NT12	2.00 (50.8)	1.06 (27.0)	025 (6.4)	10000 (690)
15M6	1 NPT	SS-MMA-15M6-NT16	2.31 (58.7)	1.37 (34.9)	025 (6.4)	10000 (690)
15M8	1/8 NPT	SS-MMA-15M8-NT2	1.63 (41.3)	0.94 (23.8)	019 (4.8)	15000 (1034)
15M8	1/4 NPT	SS-MMA-15M8-NT4	1.81 (46.0)	0.94 (23.8)	025 (6.4)	15000 (1034)
15M8	3/8 NPT	SS-MMA-15M8-NT6	1.81 (46.0)	0.94 (23.8)	0.31 (7.9)	15000 (1034)
15M8	1/2 NPT	SS-MMA-15M8-NT8	2.00 (50.8)	0.94 (23.8)	0.37 (9.5)	15000 (1034)
15M8	3/4 NPT	SS-MMA-15M8-NT12	2.06 (52.4)	1.06 (27.0)	0.37 (9.5)	10000 (690)
15M8	1 NPT	SS-MMA-15M8-NT16	2.37 (60.3)	1.37 (34.9)	0.37 (9.5)	10000 (690)

15 Series Male to Male JIC



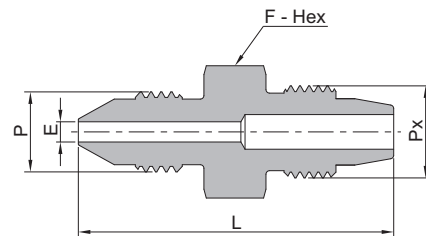
15 Series Male			Male JIC			
P-Connection Type	Px-Connection Type	Ordering Number	Dimension, in. (mm)			Working Pressure psig (bar)
			L	F	E	
15M2	1/4 JIC	SS-MMA-15M2-AN4	1.37 (34.9)	0.50 (12.7)	009 (2.4)	15000 (1034)
15M2	3/8 JIC	SS-MMA-15M2-AN6	1.44 (36.5)	0.63 (15.9)	009 (2.4)	15000 (1034)
15M2	1/2 JIC	SS-MMA-15M2-AN8	1.63 (41.3)	0.81 (20.6)	009 (2.4)	15000 (1034)
Mp2	5/8 JIC	SS-MMA-15M2-AN10	1.75 (44.5)	0.94 (23.8)	009 (2.4)	15000 (1034)
15M2	3/4 JIC	SS-MMA-15M2-AN12	1.94 (49.2)	1.13 (28.6)	009 (2.4)	15000 (1034)
15M2	1 JIC	SS-MMA-15M2-AN16	2.06 (52.4)	1.37 (34.9)	009 (2.4)	15000 (1034)
15M4	1/4 JIC	SS-MMA-15M4-AN4	1.63 (41.3)	0.63 (15.9)	0.17 (4.4)	15000 (1034)
15M4	3/8 JIC	SS-MMA-15M4-AN6	1.63 (41.3)	0.63 (15.9)	0.19 (4.8)	15000 (1034)
15M4	1/2 JIC	SS-MMA-15M4-AN8	1.75 (44.5)	0.81 (20.6)	0.19 (4.8)	15000 (1034)
15M4	5/8 JIC	SS-MMA-15M4-AN10	1.94 (49.2)	0.94 (23.8)	0.19 (4.8)	15000 (1034)
15M4	3/4 JIC	SS-MMA-15M4-AN12	2.06 (52.4)	1.13 (28.6)	0.19 (4.8)	15000 (1034)
15M4	1 JIC	SS-MMA-15M4-AN16	2.25 (57.2)	1.37 (34.9)	0.19 (4.8)	15000 (1034)
15M6	1/4 JIC	SS-MMA-15M6-AN4	1.69 (42.9)	0.75 (19.1)	0.17 (4.4)	15000 (1034)
15M6	3/8 JIC	SS-MMA-15M6-AN6	1.69 (42.9)	0.75 (19.1)	0.23 (5.8)	15000 (1034)
15M6	1/2 JIC	SS-MMA-15M6-AN8	1.81 (46.0)	0.81 (20.6)	0.25 (6.4)	15000 (1034)
15M6	5/8 JIC	SS-MMA-15M6-AN10	1.94 (49.2)	0.94 (23.8)	0.25 (6.4)	15000 (1034)
15M6	3/4 JIC	SS-MMA-15M6-AN12	2.13 (54.0)	1.13 (28.6)	0.25 (6.4)	15000 (1034)
15M6	1 JIC	SS-MMA-15M6-AN16	2.25 (57.2)	1.37 (34.9)	0.25 (6.4)	15000 (1034)
15M8	1/4 JIC	SS-MMA-15M8-AN4	1.81 (46.0)	0.94 (23.8)	0.17 (4.4)	15000 (1034)
15M8	3/8 JIC	SS-MMA-15M8-AN6	1.81 (46.0)	0.94 (23.8)	0.23 (5.8)	15000 (1034)
15M8	1/2 JIC	SS-MMA-15M8-AN8	1.94 (49.2)	0.94 (23.8)	0.31 (8.0)	15000 (1034)
15M8	5/8 JIC	SS-MMA-15M8-AN10	2.00 (50.8)	0.94 (23.8)	0.37 (9.4)	15000 (1034)
15M8	3/4 JIC	SS-MMA-15M8-AN12	2.19 (55.6)	1.13 (28.6)	0.37 (9.5)	15000 (1034)
15M8	1 JIC	SS-MMA-15M8-AN16	2.31 (58.7)	1.37 (34.9)	0.37 (9.5)	15000 (1034)

15 Series Male to Type "M" Male



15 Series Male			Type "M" Male			
P-Connection Type	Px-Connection Type	Ordering Number	Dimension, in. (mm)			Working Pressure psig (bar)
			L	F	E	
15M2	TM9	SS-MMA-15M2-TM9	1.38 (35.1)	0.63 (15.9)	0.09 (2.4)	15000 (1034)
15M2	TM12	SS-MMA-15M2-TM12	1.55 (39.4)	0.75 (19.1)	0.09 (2.4)	15000 (1034)
15M2	TM14	SS-MMA-15M2-TM14	1.76 (44.6)	1.00 (25.4)	0.09 (2.4)	15000 (1034)
15M2	TM16	SS-MMA-15M2-TM16	1.64 (41.7)	1.00 (25.4)	0.09 (2.4)	15000 (1034)
15M2	Tm21	SS-MMA-15M2-TM21	1.76 (44.7)	1.37 (34.9)	0.09 (2.4)	15000 (1034)
15M4	TM9	SS-MMA-15M4-TM9	1.54 (39.0)	0.63 (15.9)	0.09 (2.4)	15000 (1034)
15M4	TM12	SS-MMA-15M4-TM12	1.70 (43.3)	0.75 (19.1)	0.19 (4.8)	15000 (1034)
15M4	TM14	SS-MMA-15M4-TM14	1.91 (48.5)	1.00 (25.4)	0.15 (3.8)	15000 (1034)
15M4	TM16	SS-MMA-15M4-TM16	1.80 (45.6)	1.00 (25.4)	0.19 (4.8)	15000 (1034)
15M4	TM21	SS-MMA-15M4-TM21	1.91 (48.6)	1.37 (34.9)	0.19 (4.8)	15000 (1034)
15M6	TM9	SS-MMA-15M6-TM9	1.63 (41.3)	0.75 (19.1)	0.09 (2.4)	15000 (1034)
15M6	TM12	SS-MMA-15M6-TM12	1.76 (44.6)	0.75 (19.1)	0.25 (6.4)	15000 (1034)
15M6	TM14	SS-MMA-15M6-TM14	1.95 (49.6)	1.00 (25.4)	0.15 (3.8)	15000 (1034)
15M6	TM16	SS-MMA-15M6-TM16	1.85 (46.9)	1.00 (25.4)	0.25 (6.4)	15000 (1034)
15M6	Tm21	SS-MMA-15M6-TM21	1.96 (49.9)	1.37 (34.9)	0.25 (6.4)	15000 (1034)
15M8	TM9	SS-MMA-15M8-TM9	1.73 (44.0)	0.94 (23.8)	0.09 (2.4)	15000 (1034)
15M8	TM12	SS-MMA-15M8-TM12	1.86 (47.3)	0.94 (23.8)	0.29 (7.4)	15000 (1034)
15M8	TM14	SS-MMA-15M8-TM14	2.01 (51.1)	1.00 (25.4)	0.15 (3.8)	15000 (1034)
15M8	TM16	SS-MMA-15M8-TM16	1.90 (48.2)	1.00 (25.4)	0.37 (9.5)	15000 (1034)
15M8	TM21	SS-MMA-15M8-TM21	2.02 (51.2)	1.37 (34.9)	0.37 (9.5)	15000 (1034)

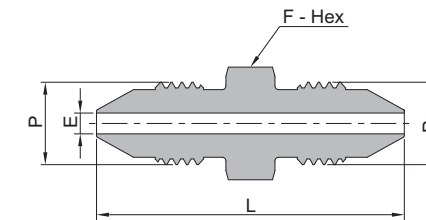
20 Series Male to 15 Series Male



20 Series Male			15 Series Male			
P-Connection Type	Px-Connection Type	Ordering Number	Dimension, in. (mm)			Working Pressure psig (bar)
			L	F	E	
20M4	15M2	SS-MMA-20M4-15M2	1.50 (38.1)	0.50 (12.7)	0.09 (2.4)	15000 (1034)
20M4	15M4	SS-MMA-20M4-15M4	1.75 (44.5)	0.63 (15.9)	0.11 (2.8)	15000 (1034)
20M4	15M6	SS-MMA-20M4-15M6	1.81 (46.0)	0.75 (19.1)	0.11 (2.8)	15000 (1034)
20M4	15M8	SS-MMA-20M4-15M8	1.94 (49.2)	0.94 (23.8)	0.11 (2.8)	15000 (1034)
20M6	15M2	SS-MMA-20M6-15M2	1.75 (44.5)	0.63 (15.9)	0.09 (2.4)	15000 (1034)
20M6	15M4	SS-MMA-20M6-15M4	1.87 (47.6)	0.63 (15.9)	0.19 (4.8)	15000 (1034)

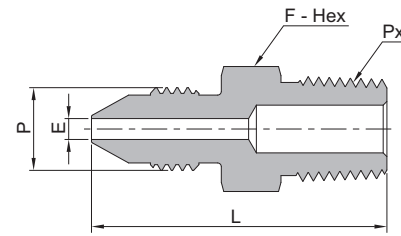
20 Series Male			15 Series Male			Working Pressure psig (bar)
P-Connection Type	Px-Connection Type	Ordering Number	Dimension, in. (mm)			
			L	F	E	
20M6	15M6	SS-MMA-20M6-15M6	1.94 (49.2)	0.75 (19.1)	0.20 (5.2)	15000 (1034)
20M6	15M8	SS-MMA-20M6-15M8	2.06 (52.4)	0.94 (23.8)	0.20 (5.2)	15000 (1034)
20M9	15M2	SS-MMA-20M9-15M2	2.00 (50.8)	0.94 (23.8)	0.09 (2.4)	15000 (1034)
20M9	15M4	SS-MMA-20M9-15M4	2.19 (55.6)	0.94 (23.8)	0.19 (4.8)	15000 (1034)
20M9	15M6	SS-MMA-20M9-15M6	2.19 (55.6)	0.94 (23.8)	0.25 (6.4)	15000 (1034)
20M9	15M8	SS-MMA-20M9-15M8	2.25 (57.2)	0.94 (23.8)	0.31 (7.9)	15000 (1034)
20M12	15M2	SS-MMA-20M12-15M2	2.25 (57.2)	1.19 (30.2)	0.09 (2.4)	15000 (1034)
20M12	15M4	SS-MMA-20M12-15M4	2.44 (61.9)	1.19 (30.2)	0.19 (4.8)	15000 (1034)
20M12	15M6	SS-MMA-20M12-15M6	2.50 (63.5)	1.19 (30.2)	0.25 (6.4)	15000 (1034)
20M12	15M8	SS-MMA-20M12-15M8	2.50 (63.5)	1.19 (30.2)	0.37 (9.5)	15000 (1034)
20M16	15M2	SS-MMA-20M16-15M2	2.81 (71.4)	1.50 (38.1)	0.09 (2.4)	15000 (1034)
20M16	15M4	SS-MMA-20M16-15M4	3.00 (76.2)	1.50 (38.1)	0.19 (4.8)	15000 (1034)
20M16	15M6	SS-MMA-20M16-15M6	3.06 (77.8)	1.50 (38.1)	0.37 (9.5)	15000 (1034)
20M16	15M8	SS-MMA-20M16-15M8	3.06 (77.8)	1.50 (38.1)	0.37 (9.5)	15000 (1034)

20 Series Male to 20 Series Male



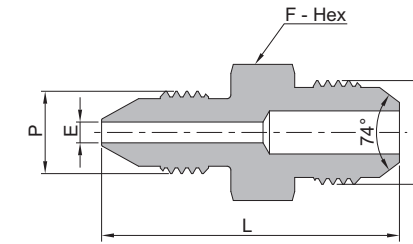
20 Series Male			20 Series Male			
P-Connection Type	Px-Connection Type	Ordering Number	Dimension, in. (mm)			Working Pressure psig (bar)
			L	F	E	
20M4	20M4	SS-MMA-20M4	1.63 (41.3)	0.50 (12.7)	0.11 (2.8)	20000 (1379)
20M6	20M4	SS-MMA-20M6-20M4	1.87 (47.6)	0.63 (15.9)	0.11 (2.8)	20000 (1379)
20M6	20M6	SS-MMA-20M6	2.00 (50.8)	0.63 (15.9)	0.20 (5.2)	20000 (1379)
20M9	20M4	SS-MMA-20M9-20M4	2.13 (54.0)	0.94 (23.8)	0.11 (2.8)	20000 (1379)
20M9	20M6	SS-MMA-20M9-20M6	2.31 (58.7)	0.94 (23.8)	0.20 (5.2)	20000 (1379)
20M9	20M9	SS-MMA-20M9	2.50 (63.5)	0.94 (23.8)	0.31 (7.9)	20000 (1379)
20M12	20M4	SS-MMA-20M12-20M4	2.44 (61.9)	1.19 (30.2)	0.11 (2.8)	20000 (1379)
20M12	20M6	SS-MMA-20M12-20M6	2.56 (65.1)	1.19 (30.2)	0.20 (5.2)	20000 (1379)
20M12	20M9	SS-MMA-20M12-20M9	2.75 (69.9)	1.19 (30.2)	0.31 (7.9)	20000 (1379)
20M12	20M12	SS-MMA-20M12	2.94 (74.6)	1.19 (30.2)	0.44 (11.1)	20000 (1379)
20M16	20M4	SS-MMA-20M16-20M4	3.00 (76.2)	1.50 (38.1)	0.11 (2.8)	20000 (1379)
20M16	20M6	SS-MMA-20M16-20M6	3.13 (79.4)	1.50 (38.1)	0.20 (5.2)	20000 (1379)
20M16	20M9	SS-MMA-20M16-20M9	3.31 (84.2)	1.50 (38.1)	0.31 (7.9)	20000 (1379)
20M16	20M12	SS-MMA-20M16-20M12	3.44 (87.4)	1.50 (38.1)	0.44 (11.1)	20000 (1379)
20M16	20M16	SS-MMA-20M16	3.94 (100.2)	1.50 (38.1)	0.56 (14.3)	20000 (1379)

20 Series Male to Male NPT Threads



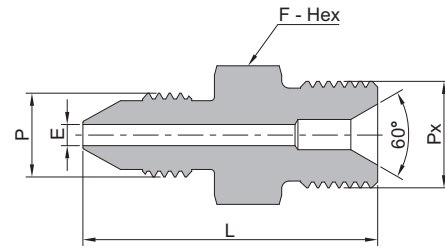
20 Series Male			Male NPT Threads			
P-Connection Type	Px-Connection Type	Ordering Number	Dimension, in. (mm)			Working Pressure psig (bar)
			L	F	E	
20M4	1/8 NPT	SS-MMA-20M4-NT2	1.37 (34.9)	0.50 (12.7)	0.11 (2.8)	15000 (1034)
20M4	1/4 NPT	SS-MMA-20M4-NT4	1.56 (39.7)	0.56 (14.3)	0.11 (2.8)	15000 (1034)
20M4	3/8 NPT	SS-MMA-20M4-NT6	1.63 (41.3)	0.69 (17.5)	0.11 (2.8)	15000 (1034)
20M4	1/2 NPT	SS-MMA-20M4-NT8	1.87 (47.6)	0.87 (22.2)	0.11 (2.8)	15000 (1034)
20M4	3/4 NPT	SS-MMA-20M4-NT12	1.94 (49.2)	1.06 (27.0)	0.11 (2.8)	10000 (690)
20M4	1 NPT	SS-MMA-20M4-NT16	2.25 (57.2)	1.37 (34.9)	0.11 (2.8)	10000 (690)
20M6	1/8 NPT	SS-MMA-20M6-NT2	1.56 (39.7)	0.63 (15.9)	0.19 (4.8)	15000 (1034)
20M6	1/4 NPT	SS-MMA-20M6-NT2	1.75 (44.5)	0.63 (15.9)	0.20 (5.2)	15000 (1034)
20M6	3/8 NPT	SS-MMA-20M6-NT2	1.75 (44.5)	0.69 (17.5)	0.20 (5.2)	15000 (1034)
20M6	1/2 NPT	SS-MMA-20M6-NT2	2.00 (50.8)	0.87 (22.2)	0.20 (5.2)	15000 (1034)
20M6	3/4 NPT	SS-MMA-20M6-NT2	2.06 (52.4)	1.06 (27.0)	0.20 (5.2)	10000 (690)
20M6	1 NPT	SS-MMA-20M6-NT2	2.37 (60.3)	1.37 (34.9)	0.20 (5.2)	10000 (690)
20M9	1/8 NPT	SS-MMA-20M9-NT2	1.87 (47.6)	0.94 (23.8)	0.19 (4.8)	15000 (1034)
20M9	1/4 NPT	SS-MMA-20M9-NT4	2.06 (52.4)	0.94 (23.8)	0.25 (6.4)	15000 (1034)
20M9	3/8 NPT	SS-MMA-20M9-NT6	2.06 (52.4)	0.94 (23.8)	0.31 (7.9)	15000 (1034)
20M9	1/2 NPT	SS-MMA-20M9-NT8	2.25 (57.2)	0.94 (23.8)	0.31 (7.9)	15000 (1034)
20M9	3/4 NPT	SS-MMA-20M9-NT12	2.31 (58.7)	1.06 (27.0)	0.31 (7.9)	10000 (690)
20M9	1 NPT	SS-MMA-20M9-NT16	2.56 (65.1)	1.37 (34.9)	0.31 (7.9)	10000 (690)
20M12	1/8 NPT	SS-MMA-20M12-NT2	2.13 (54.0)	1.19 (30.2)	0.19 (4.8)	15000 (1034)
20M12	1/4 NPT	SS-MMA-20M12-NT4	2.31 (58.7)	1.19 (30.2)	0.25 (6.4)	15000 (1034)
20M12	3/8 NPT	SS-MMA-20M12-NT6	2.31 (58.7)	1.19 (30.2)	0.31 (7.9)	15000 (1034)
20M12	1/2 NPT	SS-MMA-20M12-NT8	2.50 (63.5)	1.19 (30.2)	0.38 (9.6)	15000 (1034)
20M12	3/4 NPT	SS-MMA-20M12-NT12	2.50 (63.5)	1.19 (30.2)	0.44 (11.1)	10000 (690)
20M12	1 NPT	SS-MMA-20M12-NT16	2.75 (69.9)	1.37 (34.9)	0.44 (11.1)	10000 (690)
20M16	1/8 NPT	SS-MMA-20M16-NT2	2.69 (68.3)	1.50 (38.1)	0.19 (4.8)	15000 (1034)
20M16	1/4 NPT	SS-MMA-20M16-NT4	2.81 (71.4)	1.50 (38.1)	0.25 (6.4)	15000 (1034)
20M16	3/8 NPT	SS-MMA-20M16-NT6	2.81 (71.4)	1.50 (38.1)	0.31 (7.9)	15000 (1034)
20M16	1/2 NPT	SS-MMA-20M16-NT8	3.06 (77.8)	1.50 (38.1)	0.38 (9.6)	15000 (1034)
20M16	3/4 NPT	SS-MMA-20M16-NT12	3.06 (82.6)	1.50 (38.1)	0.56 (14.3)	10000 (690)
20M16	1 NPT	SS-MMA-20M16-NT16	3.25 (82.6)	1.50 (38.1)	0.56 (14.3)	10000 (690)

20 Series Male to Male JIC



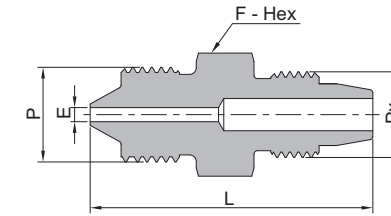
20 Series Male			Male JIC			
P-Connection Type	Px-Connection Type	Ordering Number	Dimension, in. (mm)			Working Pressure psig (bar)
			L	F	E	
20M4	1/4 JIC	SS-MMA-20M4-AN4	1.50 (38.1)	0.50 (12.7)	0.11 (2.8)	20000 (1379)
20M4	3/8 JIC	SS-MMA-20M4-AN6	1.63 (41.3)	0.63 (15.9)	0.11 (2.8)	20000 (1379)
20M4	1/2 JIC	SS-MMA-20M4-AN8	1.75 (44.5)	0.81 (20.6)	0.11 (2.8)	20000 (1379)
20M4	5/8 JIC	SS-MMA-20M4-AN10	1.87 (47.6)	0.94 (23.8)	0.11 (2.8)	20000 (1379)
20M4	3/4 JIC	SS-MMA-20M4-AN12	2.06 (52.4)	1.13 (28.6)	0.11 (2.8)	15000 (1034)
20M4	1 JIC	SS-MMA-20M4-AN16	2.19 (55.6)	1.37 (34.9)	0.11 (2.8)	15000 (1034)
20M6	1/4 JIC	SS-MMA-20M6-AN4	1.75 (44.5)	0.63 (15.9)	0.17 (4.4)	20000 (1379)
20M6	3/8 JIC	SS-MMA-20M6-AN6	1.75 (44.5)	0.63 (15.9)	0.20 (5.2)	20000 (1379)
20M6	1/2 JIC	SS-MMA-20M6-AN8	1.87 (47.6)	0.81 (20.6)	0.20 (5.2)	20000 (1379)
20M6	5/8 JIC	SS-MMA-20M6-AN10	2.06 (52.4)	0.94 (23.8)	0.20 (5.2)	20000 (1379)
20M6	3/4 JIC	SS-MMA-20M6-AN12	2.25 (57.2)	1.13 (28.6)	0.20 (5.2)	15000 (1034)
20M6	1 JIC	SS-MMA-20M6-AN16	2.37 (60.3)	1.37 (34.9)	0.20 (5.2)	15000 (1034)
20M9	1/4 JIC	SS-MMA-20M9-AN4	2.00 (50.8)	0.94 (23.8)	0.17 (4.4)	20000 (1379)
20M9	3/8 JIC	SS-MMA-20M9-AN6	2.06 (52.4)	0.94 (23.8)	0.23 (5.8)	20000 (1379)
20M9	1/2 JIC	SS-MMA-20M9-AN8	2.13 (54.0)	0.94 (23.8)	0.31 (7.9)	20000 (1379)
20M9	5/8 JIC	SS-MMA-20M9-AN10	2.25 (57.2)	0.94 (23.8)	0.31 (7.9)	20000 (1379)
20M9	3/4 JIC	SS-MMA-20M9-AN12	2.44 (61.9)	1.13 (28.6)	0.31 (7.9)	15000 (1034)
20M9	1 JIC	SS-MMA-20M9-AN16	2.56 (65.1)	1.37 (34.9)	0.31 (7.9)	15000 (1034)
20M12	1/4 JIC	SS-MMA-20M12-AN4	2.31 (58.7)	1.19 (30.2)	0.17 (4.4)	20000 (1379)
20M12	3/8 JIC	SS-MMA-20M12-AN6	2.31 (58.7)	1.19 (30.2)	0.23 (5.8)	20000 (1379)
20M12	1/2 JIC	SS-MMA-20M12-AN8	2.37 (60.3)	1.19 (30.2)	0.31 (7.9)	20000 (1379)
20M12	5/8 JIC	SS-MMA-20M12-AN10	2.50 (63.5)	1.19 (30.2)	0.37 (9.4)	20000 (1379)
20M12	3/4 JIC	SS-MMA-20M12-AN12	2.63 (66.7)	1.19 (30.2)	0.44 (11.1)	15000 (1034)
20M12	1 JIC	SS-MMA-20M12-AN16	2.69 (68.3)	1.37 (34.9)	0.44 (11.1)	15000 (1034)
20M16	1/4 JIC	SS-MMA-20M16-AN4	2.81 (71.4)	1.50 (38.1)	0.17 (4.4)	20000 (1379)
20M16	3/8 JIC	SS-MMA-20M16-AN6	2.81 (71.4)	1.50 (38.1)	0.23 (5.8)	20000 (1379)
20M16	1/2 JIC	SS-MMA-20M16-AN8	2.94 (74.6)	1.50 (38.1)	0.31 (7.9)	20000 (1379)
20M16	5/8 JIC	SS-MMA-20M16-AN10	3.06 (77.8)	1.50 (38.1)	0.37 (9.4)	20000 (1379)
20M16	3/4 JIC	SS-MMA-20M16-AN12	3.13 (79.4)	1.50 (38.1)	0.46 (11.6)	15000 (1034)
20M16	1 JIC	SS-MMA-20M16-AN16	3.19 (81.0)	1.50 (38.1)	0.56 (14.3)	15000 (1034)

20 Series Male to Type "M" Male



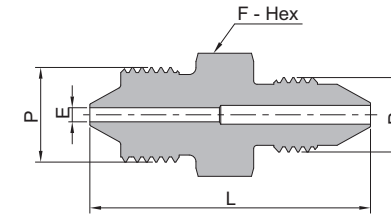
20 Series Male			Type "M" Male			
P-Connection Type	Px-Connection Type	Ordering Number	Dimension, in. (mm)			Working Pressure psig (bar)
			L	F	E	
20M4	TM9	SS-MMA-20M4-TM9	1.52 (38.7)	0.63 (15.9)	0.09 (2.4)	20000 (1379)
20M4	TM12	SS-MMA-20M4-TM12	1.69 (43.0)	0.75 (19.1)	0.11 (2.8)	20000 (1379)
20M4	TM14	SS-MMA-20M4-TM14	1.90 (48.2)	1.00 (25.4)	0.11 (2.8)	20000 (1379)
20M4	TM16	SS-MMA-20M4-TM16	1.78 (45.3)	1.00 (25.4)	0.11 (2.8)	20000 (1379)
20M4	TM21	SS-MMA-20M4-TM21	1.90 (48.3)	1.37 (34.9)	0.11 (2.8)	20000 (1379)
20M6	TM9	SS-MMA-20M6-TM9	1.67 (42.4)	0.63 (15.9)	0.09 (2.4)	20000 (1379)
20M6	TM12	SS-MMA-20M6-TM12	1.84 (46.7)	0.75 (19.1)	0.20 (5.2)	20000 (1379)
20M6	TM14	SS-MMA-20M6-TM14	2.04 (51.9)	1.00 (25.4)	0.15 (3.8)	20000 (1379)
20M6	TM16	SS-MMA-20M6-TM16	1.93 (49.0)	1.00 (25.4)	0.20 (5.2)	20000 (1379)
20M6	TM21	SS-MMA-20M6-TM21	2.05 (52.0)	1.37 (34.9)	0.20 (5.2)	20000 (1379)
20M9	TM9	SS-MMA-20M9-TM9	1.95 (49.6)	0.94 (23.8)	0.09 (2.4)	20000 (1379)
20M9	TM12	SS-MMA-20M9-TM12	2.08 (52.9)	0.94 (23.8)	0.29 (7.4)	20000 (1379)
20M9	TM14	SS-MMA-20M9-TM14	2.23 (56.7)	1.00 (25.4)	0.15 (3.8)	20000 (1379)
20M9	TM16	SS-MMA-20M9-TM16	2.12 (53.8)	1.00 (25.4)	0.31 (7.9)	20000 (1379)
20M9	TM21	SS-MMA-20M9-TM21	2.24 (56.8)	1.37 (34.9)	0.31 (7.9)	20000 (1379)
20M12	TM9	SS-MMA-20M12-TM9	2.22 (56.3)	1.19 (30.2)	0.09 (2.4)	20000 (1379)
20M12	TM12	SS-MMA-20M12-TM12	2.35 (59.6)	1.19 (30.2)	0.29 (7.4)	20000 (1379)
20M12	TM14	SS-MMA-20M12-TM14	2.47 (62.8)	1.19 (30.2)	0.15 (3.8)	20000 (1379)
20M12	TM16	SS-MMA-20M12-TM16	2.36 (59.9)	1.19 (30.2)	0.39 (10.0)	20000 (1379)
20M12	TM21	SS-MMA-20M12-TM21	2.41 (61.1)	1.37 (34.9)	0.44 (11.1)	20000 (1379)
20M16	TM9	SS-MMA-20M16-TM9	2.77 (70.3)	1.50 (38.1)	0.09 (2.4)	20000 (1379)
20M16	TM12	SS-MMA-20M16-TM12	2.90 (73.6)	1.50 (38.1)	0.29 (7.4)	20000 (1379)
20M16	TM14	SS-MMA-20M16-TM14	3.02 (76.8)	1.50 (38.1)	0.15 (3.8)	20000 (1379)
20M16	TM16	SS-MMA-20M16-TM16	2.91 (73.9)	1.50 (38.1)	0.39 (10.0)	20000 (1379)
20M16	TM21	SS-MMA-20M16-TM21	2.89 (73.3)	1.50 (38.1)	0.56 (14.3)	20000 (1379)

60 Series Male to 15 Series Male



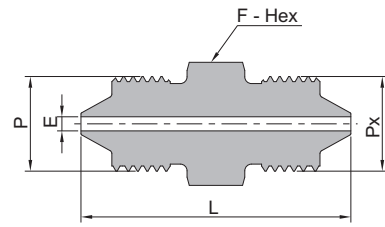
60 Series Male			15 Series Male			
P-Connection Type	Px-Connection Type	Ordering Number	Dimension, in. (mm)			Working Pressure psig (bar)
			L	F	E	
60M4	15M2	SS-MMA-60M4-15M2	1.50 (38.1)	0.63 (15.9)	008 (2.1)	15000 (1034)
60M4	15M4	SS-MMA-60M4-15M4	1.69 (42.9)	0.63 (15.9)	008 (2.1)	15000 (1034)
60M4	15M6	SS-MMA-60M4-15M6	1.75 (44.5)	0.75 (19.1)	008 (2.1)	15000 (1034)
60M4	15M8	SS-MMA-60M4-15M8	1.87 (47.6)	0.94 (23.8)	008 (2.1)	15000 (1034)
60M6	15M2	SS-MMA-60M6-15M2	1.81 (46.0)	0.81 (20.6)	009 (2.4)	15000 (1034)
60M6	15M4	SS-MMA-60M6-15M4	2.00 (50.8)	0.81 (20.6)	013 (3.2)	15000 (1034)
60M6	15M6	SS-MMA-60M6-15M6	2.06 (52.4)	0.81 (20.6)	013 (3.2)	15000 (1034)
60M6	15M8	SS-MMA-60M6-15M8	2.13 (54.0)	0.94 (23.8)	013 (3.2)	15000 (1034)
60M9	15M2	SS-MMA-60M9-15M2	2.13 (54.0)	1.19 (30.2)	009 (2.4)	15000 (1034)
60M9	15M4	SS-MMA-60M9-15M4	2.31 (58.7)	1.19 (30.2)	019 (4.8)	15000 (1034)
60M9	15M6	SS-MMA-60M9-15M6	2.31 (58.7)	1.19 (30.2)	019 (4.8)	15000 (1034)
60M9	15M8	SS-MMA-60M9-15M8	2.37 (60.3)	1.19 (30.2)	019 (4.8)	15000 (1034)

60 Series Male to 20 Series Male



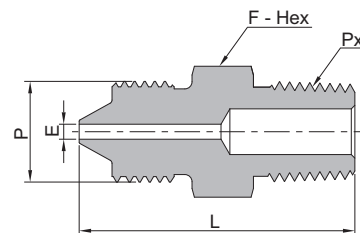
60 Series Male			20 Series Male			
P-Connection Type	Px-Connection Type	Ordering Number	Dimension, in. (mm)			Working Pressure psig (bar)
			L	F	E	
60M4	20M4	SS-MMA-60M4-20M4	1.69 (42.9)	0.63 (15.9)	008 (2.1)	20000 (1379)
60M4	20M6	SS-MMA-60M4-20M6	1.81 (46.0)	0.63 (15.9)	008 (2.1)	20000 (1379)
60M4	20M9	SS-MMA-60M4-20M9	2.06 (52.4)	0.94 (23.8)	008 (2.1)	20000 (1379)
60M4	20M12	SS-MMA-60M4-20M12	2.37 (60.3)	1.19 (30.2)	008 (2.1)	20000 (1379)
60M4	20M16	SS-MMA-60M4-20M16	2.94 (74.6)	1.50 (38.1)	008 (2.1)	20000 (1379)
60M6	20M4	SS-MMA-60M6-20M4	2.00 (50.8)	0.81 (20.6)	011 (2.4)	20000 (1379)
60M6	20M6	SS-MMA-60M6-20M6	2.13 (54.0)	0.81 (20.6)	013 (3.2)	20000 (1379)
60M6	20M9	SS-MMA-60M6-20M9	2.37 (60.3)	0.94 (23.8)	013 (3.2)	20000 (1379)
60M6	20M12	SS-MMA-60M6-20M12	2.63 (66.7)	1.19 (30.2)	013 (3.2)	20000 (1379)
60M6	20M16	SS-MMA-60M6-20M16	3.13 (79.4)	1.50 (38.1)	013 (3.2)	20000 (1379)
60M9	20M4	SS-MMA-60M9-20M4	2.25 (57.2)	1.19 (30.2)	011 (2.4)	20000 (1379)
60M9	20M6	SS-MMA-60M9-20M6	2.44 (61.9)	1.19 (30.2)	019 (4.8)	20000 (1379)
60M9	20M9	SS-MMA-60M9-20M9	2.63 (66.7)	1.19 (30.2)	019 (4.8)	20000 (1379)
60M9	20M12	SS-MMA-60M9-20M12	3.15 (79.9)	1.19 (30.2)	019 (4.8)	20000 (1379)
60M9	20M16	SS-MMA-60M9-20M16	3.31 (84.2)	1.50 (38.1)	019 (4.8)	20000 (1379)

60 Series Male to 60 Series Male



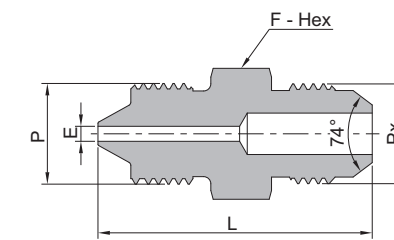
60 Series Male			60 Series Male			
P-Connection Type	Px-Connection Type	Ordering Number	Dimension, in. (mm)			Working Pressure psig (bar)
			L	F	E	
60M4	60M4	SS-MMA-60M4	1.63 (41.3)	0.63 (15.9)	008 (2.1)	60000 (4137)
60M6	60M4	SS-MMA-60M6-60M4	1.94 (49.2)	0.81 (20.6)	008 (2.1)	60000 (4137)
60M6	60M6	SS-MMA-60M6	2.19 (55.6)	0.81 (20.6)	013 (3.2)	60000 (4137)
60M9	60M4	SS-MMA-60M9-60M4	2.19 (55.6)	1.19 (30.2)	008 (2.1)	60000 (4137)
60M9	60M6	SS-MMA-60M9-60M6	2.50 (63.5)	1.19 (30.2)	013 (3.2)	60000 (4137)
60M9	60M9	SS-MMA-60M9	2.63 (66.7)	1.19 (30.2)	019 (4.8)	60000 (4137)

60 Series Male to Male NPT Threads



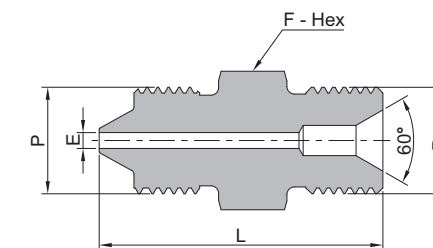
60 Series Male			Male NPT Threads			
P-Connection Type	Px-Connection Type	Ordering Number	Dimension, in. (mm)			Working Pressure psig (bar)
			L	F	E	
60M4	1/8 NPT	SS-MMA-60M4-NT2	1.37 (34.9)	0.63 (15.9)	008 (2.1)	15000 (1034)
60M4	1/4 NPT	SS-MMA-60M4-NT4	1.56 (39.7)	0.63 (15.9)	008 (2.1)	15000 (1034)
60M4	3/8 NPT	SS-MMA-60M4-NT6	1.56 (39.7)	0.69 (17.5)	008 (2.1)	15000 (1034)
60M4	1/2 NPT	SS-MMA-60M4-NT8	1.81 (46.0)	0.87 (22.2)	008 (2.1)	15000 (1034)
60M4	3/4 NPT	SS-MMA-60M4-NT12	1.87 (47.6)	1.06 (27.0)	008 (2.1)	10000 (690)
60M4	1 NPT	SS-MMA-60M4-NT16	2.19 (55.6)	1.37 (34.9)	008 (2.1)	10000 (690)
60M6	1/8 NPT	SS-MMA-60M6-NT2	1.69 (42.9)	0.81 (20.6)	013 (3.2)	15000 (1034)
60M6	1/4 NPT	SS-MMA-60M6-NT4	1.87 (47.6)	0.81 (20.6)	013 (3.2)	15000 (1034)
60M6	3/8 NPT	SS-MMA-60M6-NT6	1.87 (47.6)	0.81 (20.6)	013 (3.2)	15000 (1034)
60M6	1/2 NPT	SS-MMA-60M6-NT8	2.06 (52.4)	0.87 (22.2)	013 (3.2)	15000 (1034)
60M6	3/4 NPT	SS-MMA-60M6-NT12	2.13 (54.0)	1.06 (27.0)	013 (3.2)	10000 (690)
60M6	1 NPT	SS-MMA-60M6-NT16	2.44 (61.9)	1.37 (34.9)	013 (3.2)	10000 (690)
60M9	1/8 NPT	SS-MMA-60M9-NT2	2.00 (50.8)	1.19 (30.2)	019 (4.8)	15000 (1034)
60M9	1/4 NPT	SS-MMA-60M9-NT4	2.13 (54.0)	1.19 (30.2)	019 (4.8)	15000 (1034)
60M9	3/8 NPT	SS-MMA-60M9-NT6	2.13 (54.0)	1.19 (30.2)	019 (4.8)	15000 (1034)
60M9	1/2 NPT	SS-MMA-60M9-NT8	2.37 (60.3)	1.19 (30.2)	019 (4.8)	15000 (1034)
60M9	3/4 NPT	SS-MMA-60M9-NT12	2.37 (60.3)	1.19 (30.2)	019 (4.8)	10000 (690)
60M9	1 NPT	SS-MMA-60M9-NT16	2.63 (66.7)	1.37 (34.9)	019 (4.8)	10000 (690)

60 Series Male to Male JIC



60 Series Male			Male JIC			
P-Connection Type	Px-Connection Type	Ordering Number	Dimension, in. (mm)			Working Pressure psig (bar)
			L	F	E	
60M4	1/4 JIC	SS-MMA-60M4-AN4	1.56 (39.7)	0.63 (15.9)	008 (2.1)	20000 (1379)
60M4	3/8 JIC	SS-MMA-60M4-AN6	1.56 (39.7)	0.63 (15.9)	008 (2.1)	20000 (1379)
60M4	1/2 JIC	SS-MMA-60M4-AN8	1.69 (42.9)	0.81 (20.6)	008 (2.1)	20000 (1379)
60M4	5/8 JIC	SS-MMA-60M4-AN10	1.81 (46.0)	0.94 (23.8)	008 (2.1)	20000 (1379)
60M4	3/4 JIC	SS-MMA-60M4-AN12	2.00 (50.8)	1.13 (28.6)	008 (2.1)	15000 (1034)
60M4	1 JIC	SS-MMA-60M4-AN16	2.13 (54.0)	1.37 (34.9)	008 (2.1)	15000 (1034)
60M6	1/4 JIC	SS-MMA-60M6-AN4	1.81 (46.0)	0.81 (20.6)	013 (3.2)	20000 (1379)
60M6	3/8 JIC	SS-MMA-60M6-AN6	1.81 (46.0)	0.81 (20.6)	013 (3.2)	20000 (1379)
60M6	1/2 JIC	SS-MMA-60M6-AN8	1.94 (49.2)	0.81 (20.6)	013 (3.2)	20000 (1379)
60M6	5/8 JIC	SS-MMA-60M6-AN10	2.06 (52.4)	0.94 (23.8)	013 (3.2)	20000 (1379)
60M6	3/4 JIC	SS-MMA-60M6-AN12	2.25 (57.2)	1.13 (28.6)	013 (3.2)	15000 (1034)
60M6	1 JIC	SS-MMA-60M6-AN16	2.37 (60.3)	1.37 (34.9)	013 (3.2)	15000 (1034)
60M9	1/4 JIC	SS-MMA-60M9-AN4	2.13 (54.0)	1.19 (30.2)	017 (4.4)	20000 (1379)
60M9	3/8 JIC	SS-MMA-60M9-AN6	2.13 (54.0)	1.19 (30.2)	019 (4.8)	20000 (1379)
60M9	1/2 JIC	SS-MMA-60M9-AN8	2.25 (57.2)	1.19 (30.2)	019 (4.8)	20000 (1379)
60M9	5/8 JIC	SS-MMA-60M9-AN10	2.37 (60.3)	1.19 (30.2)	019 (4.8)	20000 (1379)
60M9	3/4 JIC	SS-MMA-60M9-AN12	2.44 (61.9)	1.19 (30.2)	019 (4.8)	15000 (1034)
60M9	1 JIC	SS-MMA-60M9-AN16	2.56 (65.0)	1.37 (34.9)	019 (4.8)	15000 (1034)

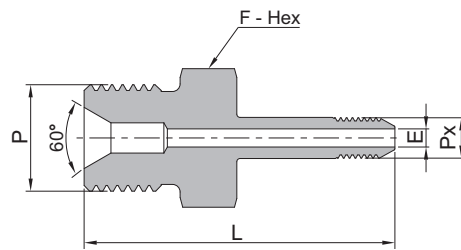
60 Series Male to Type "M" Male



60 Series Male			Type "M" Male			
P-Connection Type	Px-Connection Type	Ordering Number	Dimension, in. (mm)			Working Pressure psig (bar)
			L	F	E	
60M4	TM9	SS-MMA-60M4-TM9	1.46 (37.1)	0.63 (15.9)	0.08 (2.1)	60000 (4137)
60M4	TM12	SS-MMA-60M4-TM12	1.63 (41.4)	0.75 (19.1)	0.08 (2.1)	30000 (2068)
60M4	TM14	SS-MMA-60M4-TM14	1.83 (46.6)	1.00 (25.4)	0.08 (2.1)	50000 (3447)
60M4	TM16	SS-MMA-60M4-TM16	1.72 (43.7)	1.00 (25.4)	0.08 (2.1)	30000 (2068)
60M4	TM21	SS-MMA-60M4-TM21	1.84 (46.7)	1.37 (34.9)	0.08 (2.1)	20000 (1379)
60M6	TM9	SS-MMA-60M6-TM9	1.77 (44.9)	0.81 (20.6)	0.09 (2.4)	60000 (4137)
60M6	TM12	SS-MMA-60M6-TM12	1.90 (48.2)	0.81 (20.6)	0.13 (3.2)	30000 (2068)

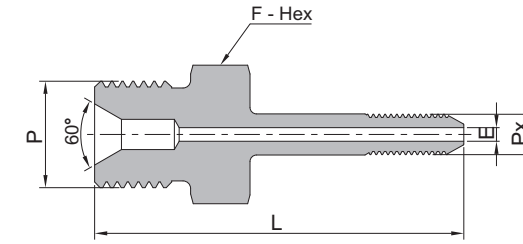
60 Series Male			Type "M" Male			
P-Connection Type	Px-Connection Type	Ordering Number	Dimension, in. (mm)			Working Pressure psig (bar)
			L	F	E	
60M6	TM14	SS-MMA-60M6-TM14	2.09 (53.0)	1.00 (25.4)	0.13 (3.2)	50000 (3447)
60M6	TM16	SS-MMA-60M6-TM16	1.97 (50.1)	1.00 (25.4)	0.13 (3.2)	30000 (2068)
60M6	TM21	SS-MMA-60M6-TM21	2.09 (53.1)	1.37 (34.9)	0.13 (3.2)	20000 (1379)
60M9	TM9	SS-MMA-60M9-TM9	2.07 (52.6)	1.19 (30.2)	0.09 (2.4)	60000 (4137)
60M9	TM12	SS-MMA-60M9-TM12	2.20 (55.9)	1.19 (30.2)	0.19 (4.8)	30000 (2068)
60M9	TM14	SS-MMA-60M9-TM14	2.33 (59.1)	1.19 (30.2)	0.15 (3.8)	50000 (3447)
60M9	TM16	SS-MMA-60M9-TM16	2.21 (56.2)	1.19 (30.2)	0.19 (4.8)	30000 (2068)
60M9	TM21	SS-MMA-60M9-TM21	2.26 (57.4)	1.37 (34.9)	0.19 (4.8)	20000 (1379)

Type "M" Male to 20 Series Coned and Threaded Nipples



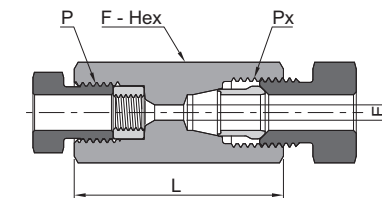
Type "M" Male			20 Series Coned and Threaded Nipples			
P-Connection Type	Px-Connection Type	Ordering Number	Dimension, in. (mm)			Working Pressure psig (bar)
			L	F	E	
TM9	2CT4	SS-MMA-TM9-2CT4	1.80 (45.7)	0.63 (15.9)	0.09 (2.4)	20000 (1379)
TM9	2CT6	SS-MMA-TM9-2CT6	2.05 (52.1)	0.63 (15.9)	0.09 (2.4)	20000 (1379)
TM9	2CT9	SS-MMA-TM9-2CT9	2.28 (58.0)	0.69 (17.5)	0.09 (2.4)	20000 (1379)
TM9	2CT12	SS-MMA-TM9-2CT12	2.58 (65.5)	0.87 (22.2)	0.09 (2.4)	20000 (1379)
TM9	2CT16	SS-MMA-TM9-2CT16	3.22 (81.7)	1.13 (28.6)	0.09 (2.4)	20000 (1379)
TM12	2CT4	SS-MMA-TM12-2CT4	1.97 (50.0)	0.75 (19.1)	0.11 (2.8)	20000 (1379)
TM12	2CT6	SS-MMA-TM12-2CT6	2.22 (56.4)	0.75 (19.1)	0.20 (5.2)	20000 (1379)
TM12	2CT9	SS-MMA-TM12-2CT9	2.43 (61.7)	0.75 (19.1)	0.29 (7.4)	20000 (1379)
TM12	2CT12	SS-MMA-TM12-2CT12	2.71 (68.8)	0.87 (22.2)	0.29 (7.4)	20000 (1379)
TM12	2CT16	SS-MMA-TM12-2CT16	3.35 (85.0)	1.13 (28.6)	0.29 (7.4)	20000 (1379)
TM14	2CT4	SS-MMA-TM14-2CT4	2.17 (55.2)	1.00 (25.4)	0.11 (2.8)	20000 (1379)
TM14	2CT6	SS-MMA-TM14-2CT6	2.43 (61.6)	1.00 (25.4)	0.15 (3.8)	20000 (1379)
TM14	2CT9	SS-MMA-TM14-2CT9	2.63 (66.9)	1.00 (25.4)	0.15 (3.8)	20000 (1379)
TM14	2CT12	SS-MMA-TM14-2CT12	2.88 (73.2)	1.00 (25.4)	0.15 (3.8)	20000 (1379)
TM14	2CT16	SS-MMA-TM14-2CT16	3.47 (88.2)	1.13 (28.6)	0.15 (3.8)	20000 (1379)
TM16	2CT4	SS-MMA-TM16-2CT4	2.06 (52.3)	1.00 (25.4)	0.11 (2.8)	20000 (1379)
TM16	2CT6	SS-MMA-TM16-2CT6	2.31 (58.7)	1.00 (25.4)	0.20 (5.2)	20000 (1379)
TM16	2CT9	SS-MMA-TM16-2CT9	2.52 (64.0)	1.00 (25.4)	0.31 (7.9)	20000 (1379)
TM16	2CT12	SS-MMA-TM16-2CT12	2.77 (70.3)	1.00 (25.4)	0.39 (10.0)	20000 (1379)
TM16	2CT16	SS-MMA-TM16-2CT16	3.36 (85.3)	1.13 (28.6)	0.39 (10.0)	20000 (1379)
TM21	2CT4	SS-MMA-TM21-2CT4	2.18 (55.3)	1.37 (34.9)	0.11 (2.8)	20000 (1379)
TM21	2CT6	SS-MMA-TM21-2CT6	2.43 (61.7)	1.37 (34.9)	0.20 (5.2)	20000 (1379)
TM21	2CT9	SS-MMA-TM21-2CT9	2.64 (67.0)	1.37 (34.9)	0.31 (7.9)	20000 (1379)
TM21	2CT12	SS-MMA-TM21-2CT12	2.89 (73.3)	1.37 (34.9)	0.44 (11.1)	20000 (1379)
TM21	2CT16	SS-MMA-TM21-2CT16	3.42 (86.9)	1.37 (34.9)	0.56 (14.3)	20000 (1379)

Type "M" Male to 60 Series Coned and Threaded Nipples



Type "M" Male			60 Series Coned and Threaded Nipples			
P-Connection Type	Px-Connection Type	Ordering Number	Dimension, in. (mm)			Working Pressure psig (bar)
			L	F	E	
TM9	6CT4	SS-MMA-TM9-6CT4	2.15(54.6)	0.63(15.9)	0.08(2.1)	60000 (4137)
TM9	6CT6	SS-MMA-TM9-6CT6	2.53(64.3)	0.63(15.9)	0.09(2.4)	60000 (4137)
TM9	6CT9	SS-MMA-TM9-6CT9	3.12(79.3)	0.63(15.9)	0.09(2.4)	60000 (4137)
TM12	6CT4	SS-MMA-TM12-6CT4	2.31(58.6)	0.75(19.1)	0.08(2.1)	30000 (2068)
TM12	6CT6	SS-MMA-TM12-6CT6	2.70(68.6)	0.75(19.1)	0.13(3.2)	30000 (2068)
TM12	6CT9	SS-MMA-TM12-6CT9	3.29(83.6)	0.75(19.1)	0.19(4.8)	30000 (2068)
TM14	6CT4	SS-MMA-TM14-6CT4	2.51(63.8)	1.00(25.4)	0.08(2.1)	50000 (3447)
TM14	6CT6	SS-MMA-TM14-6CT6	2.91(73.8)	1.00(25.4)	0.13(3.2)	50000 (3447)
TM14	6CT9	SS-MMA-TM14-6CT9	3.50(88.8)	1.00(25.4)	0.15(3.8)	50000 (3447)
TM16	6CT4	SS-MMA-TM16-6CT4	2.40(60.9)	1.00(25.4)	0.08(2.1)	30000 (2068)
TM16	6CT6	SS-MMA-TM16-6CT6	2.79(70.9)	1.00(25.4)	0.13(3.2)	30000 (2068)
TM16	6CT9	SS-MMA-TM16-6CT9	3.38(85.9)	1.00(25.4)	0.19(4.8)	30000 (2068)
TM21	6CT4	SS-MMA-TM21-6CT4	2.52(63.9)	1.37(34.9)	0.08(2.1)	20000 (1379)
TM21	6CT6	SS-MMA-TM21-6CT6	2.91(73.9)	1.37(34.9)	0.13(3.2)	20000 (1379)
TM21	6CT9	SS-MMA-TM21-6CT9	3.50 (88.9)	1.37(34.9)	0.19(4.8)	20000 (1379)

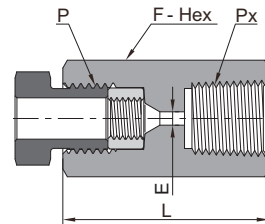
20 Series Female to 15 Series Female



20 Series Female			15 Series Female			
P-Connection Type	Px-Connection Type	Ordering Number	Dimension, in. (mm)			Working Pressure psig (bar)
			L	F	E	
20S4	15S2	SS-FFC-20S4-15S2	1.25 (31.8)	0.63 (15.9)	009 (2.4)	15000 (1034)
20S4	15S4	SS-FFC-20S4-15S4	1.50 (38.1)	0.63 (15.9)	011 (2.8)	15000 (1034)
20S4	15S6	SS-FFC-20S4-15S6	1.63 (41.3)	0.75 (19.1)	011 (2.8)	15000 (1034)
20S4	15S8	SS-FFC-20S4-15S8	1.75 (44.5)	1.00 (25.4)	011 (2.8)	15000 (1034)
20S6	15S2	SS-FFC-20S6-15S2	1.44 (36.5)	0.75 (19.1)	009 (2.4)	15000 (1034)
20S6	15S4	SS-FFC-20S6-15S4	1.69 (42.9)	0.75 (19.1)	019 (4.8)	15000 (1034)
20S6	15S6	SS-FFC-20S6-15S6	1.75 (44.5)	0.75 (19.1)	020 (5.2)	15000 (1034)
20S6	15S8	SS-FFC-20S6-15S8	1.87 (47.6)	1.00 (25.4)	020 (5.2)	15000 (1034)

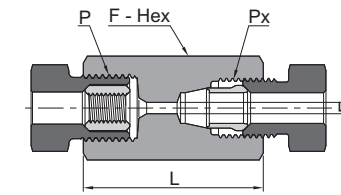
20 Series Female			15 Series Female			
P-Connection Type	Px-Connection Type	Ordering Number	Dimension, in. (mm)			Working Pressure psig (bar)
			L	F	E	
20S9	15S2	SS-FFC-20S9-15S2	1.69 (42.9)	1.00 (25.4)	0.09 (2.4)	15000 (1034)
20S9	15S4	SS-FFC-20S9-15S4	1.87 (47.6)	1.00 (25.4)	0.19 (4.8)	15000 (1034)
20S9	15S6	SS-FFC-20S9-15S6	1.94 (49.2)	1.00 (25.4)	0.25 (6.4)	15000 (1034)
20S9	15S8	SS-FFC-20S9-15S8	2.06 (52.4)	1.00 (25.4)	0.31 (7.9)	15000 (1034)
20S12	15S6	SS-FFC-20S12-15S6	2.25 (57.2)	1.37 (34.9)	0.25 (6.4)	15000 (1034)
20S12	15S8	SS-FFC-20S12-15S8	2.25 (57.2)	1.37 (34.9)	0.37 (9.5)	15000 (1034)
20S16	15S8	SS-FFC-20S16-15S8	2.81 (71.4)	1.75 (44.5)	0.37 (9.5)	15000 (1034)

20 Series Female to Female NPT Thread



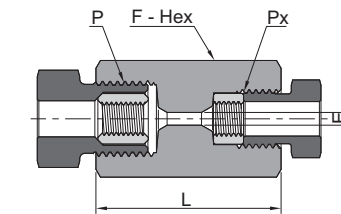
20 Series Female			Female NPT Threads			
P-Connection Type	Px-Connection Type	Ordering Number	Dimensions, in. (mm)			Working Pressure psig (bar)
			L	F	E	
20S4	1/8 NPT	SS-FFC-20S4-NT2	1.37 (34.9)	0.63 (15.9)	0.11 (2.8)	15000 (1034)
20S4	1/4 NPT	SS-FFC-20S4-NT4	1.63 (41.3)	0.94 (23.8)	0.11 (2.8)	15000 (1034)
20S4	3/8 NPT	SS-FFC-20S4-NT6	1.63 (41.3)	1.13 (28.6)	0.11 (2.8)	15000 (1034)
20S4	1/2 NPT	SS-FFC-20S4-NT8	2.00 (50.8)	1.37 (34.9)	0.11 (2.8)	15000 (1034)
20S6	1/8 NPT	SS-FFC-20S6-NT2	1.50 (38.1)	0.75 (19.1)	0.20 (5.1)	15000 (1034)
20S6	1/4 NPT	SS-FFC-20S6-NT4	1.75 (44.5)	0.94 (23.8)	0.20 (5.1)	15000 (1034)
20S6	3/8 NPT	SS-FFC-20S6-NT6	1.81 (46.0)	1.13 (28.6)	0.20 (5.1)	15000 (1034)
20S6	1/2 NPT	SS-FFC-20S6-NT8	2.13 (54.0)	1.37 (34.9)	0.20 (5.1)	15000 (1034)
20S6	3/4 NPT	SS-FFC-20S6-NT12	2.25 (57.2)	1.50 (38.1)	0.20 (5.1)	10000 (690)
20S9	1/8 NPT	SS-FFC-20S9-NT2	1.63 (41.3)	1.00 (25.4)	0.31 (7.9)	15000 (1034)
20S9	1/4 NPT	SS-FFC-20S9-NT4	2.00 (50.8)	1.00 (25.4)	0.31 (7.9)	15000 (1034)
20S9	3/8 NPT	SS-FFC-20S9-NT6	2.00 (50.8)	1.13 (28.6)	0.31 (7.9)	15000 (1034)
20S9	1/2 NPT	SS-FFC-20S9-NT8	2.25 (57.2)	1.37 (34.9)	0.31 (7.9)	15000 (1034)
20S9	3/4 NPT	SS-FFC-20S9-NT12	2.25 (57.2)	1.50 (38.1)	0.31 (7.9)	10000 (690)
20S9	1 NPT	SS-FFC-20S9-NT16	2.63 (66.7)	1.75 (44.5)	0.31 (7.9)	10000 (690)
20S12	1/8 NPT	SS-FFC-20S12-NT2	1.75 (44.5)	1.37 (34.9)	0.32 (8.1)	15000 (1034)
20S12	1/4 NPT	SS-FFC-20S12-NT4	2.00 (50.8)	1.37 (34.9)	0.41 (10.4)	15000 (1034)
20S12	3/8 NPT	SS-FFC-20S12-NT6	2.37 (60.3)	1.37 (34.9)	0.44 (11.1)	15000 (1034)
20S12	1/2 NPT	SS-FFC-20S12-NT8	2.63 (66.7)	1.37 (34.9)	0.44 (11.1)	15000 (1034)
20S12	3/4 NPT	SS-FFC-20S12-NT12	2.63 (66.7)	1.50 (38.1)	0.44 (11.1)	10000 (690)
20S12	1 NPT	SS-FFC-20S12-NT16	2.63 (66.7)	1.75 (44.5)	0.44 (11.1)	10000 (690)
20S16	1/4 NPT	SS-FFC-20S16-NT4	2.37 (60.3)	1.75 (44.5)	0.41 (10.4)	15000 (1034)
20S16	3/8 NPT	SS-FFC-20S16-NT6	2.50 (63.5)	1.75 (44.5)	0.55 (13.9)	15000 (1034)
20S16	1/2 NPT	SS-FFC-20S16-NT8	3.00 (76.2)	1.75 (44.5)	0.56 (14.3)	15000 (1034)
20S16	3/4 NPT	SS-FFC-20S16-NT12	3.00 (76.2)	1.75 (44.5)	0.56 (14.3)	10000 (690)
20S16	1 NPT	SS-FFC-20S16-NT16	3.00 (76.2)	1.75 (44.5)	0.56 (14.3)	10000 (690)

60 Series Female to 15 Series Female



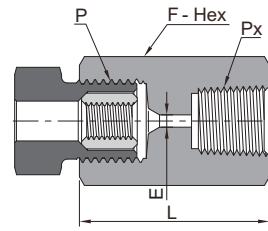
60 Series Female			15 Series Female			
P-Connection Type	Px-Connection Type	Ordering Number	Dimension, in. (mm)			Working Pressure psig (bar)
			L	F	E	
60S4	15S2	SS-FFC-60S4-15S2	1.19 (30.2)	0.75 (19.1)	0.09 (2.4)	15000 (1034)
60S4	15S4	SS-FFC-60S4-15S4	1.50 (38.1)	0.75 (19.1)	0.09 (2.4)	15000 (1034)
60S4	15S6	SS-FFC-60S4-15S6	1.63 (41.3)	0.75 (19.1)	0.09 (2.4)	15000 (1034)
60S4	15S8	SS-FFC-60S4-15S8	1.75 (44.5)	1.00 (25.4)	0.09 (2.4)	15000 (1034)
60S6	15S2	SS-FFC-60S6-15S2	1.50 (38.1)	1.00 (25.4)	0.09 (2.4)	15000 (1034)
60S6	15S4	SS-FFC-60S6-15S4	1.75 (44.5)	1.00 (25.4)	0.13 (3.2)	15000 (1034)
60S6	15S6	SS-FFC-60S6-15S6	1.81 (46.0)	1.00 (25.4)	0.13 (3.2)	15000 (1034)
60S6	15S8	SS-FFC-60S6-15S8	2.00 (50.8)	1.00 (25.4)	0.13 (3.2)	15000 (1034)
60S9	15S2	SS-FFC-60S9-15S2	1.69 (42.9)	1.37 (34.9)	0.09 (2.4)	15000 (1034)
60S9	15S4	SS-FFC-60S9-15S4	1.87 (47.6)	1.37 (34.9)	0.19 (4.8)	15000 (1034)
60S9	15S6	SS-FFC-60S9-15S6	2.00 (50.8)	1.37 (34.9)	0.19 (4.8)	15000 (1034)
60S9	15S8	SS-FFC-60S9-15S8	2.13 (54.0)	1.37 (34.9)	0.19 (4.8)	15000 (1034)

60 Series Female to 20 Series Female



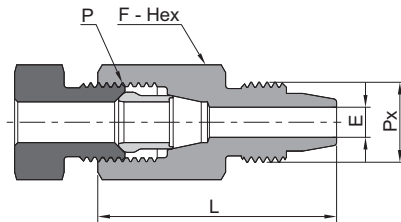
60 Series Female			20 Series Female			
P-Connection Type	Px-Connection Type	Ordering Number	Dimension, in. (mm)			Working Pressure psig (bar)
			L	F	E	
60S4	20S4	SS-FFC-60S4-20S4	1.37 (34.9)	0.75 (19.1)	0.09 (2.4)	20000 (1379)
60S4	20S6	SS-FFC-60S4-20S6	1.56 (39.7)	0.75 (19.1)	0.09 (2.4)	20000 (1379)
60S4	20S9	SS-FFC-60S4-20S9	1.81 (46.0)	1.00 (25.4)	0.09 (2.4)	20000 (1379)
60S4	20S12	SS-FFC-60S4-20S12	2.06 (52.4)	1.37 (34.9)	0.09 (2.4)	20000 (1379)
60S4	20S16	SS-FFC-60S4-20S16	2.56 (65.1)	1.75 (44.5)	0.09 (2.4)	20000 (1379)
60S6	20S4	SS-FFC-60S6-20S4	1.63 (41.3)	1.00 (25.4)	0.11 (2.8)	20000 (1379)
60S6	20S6	SS-FFC-60S6-20S6	1.81 (46.0)	1.00 (25.4)	0.13 (3.2)	20000 (1379)
60S6	20S9	SS-FFC-60S6-20S8	2.06 (52.4)	1.00 (25.4)	0.13 (3.2)	20000 (1379)
60S6	20S12	SS-FFC-60S6-20S12	2.31 (58.7)	1.37 (34.9)	0.13 (3.2)	20000 (1379)
60S6	20S16	SS-FFC-60S6-20S16	2.81 (71.4)	1.75 (44.5)	0.13 (3.2)	20000 (1379)
60S9	20S4	SS-FFC-60S9-20S4	1.81 (46.0)	1.37 (34.9)	0.11 (2.8)	20000 (1379)
60S9	20S6	SS-FFC-60S9-20S6	1.94 (49.2)	1.37 (34.9)	0.19 (4.8)	20000 (1379)
60S9	20S9	SS-FFC-60S9-20S9	2.25 (57.2)	1.37 (34.9)	0.19 (4.8)	20000 (1379)
60S9	20S12	SS-FFC-60S9-20S12	2.44 (61.9)	1.37 (34.9)	0.19 (4.8)	20000 (1379)
60S9	20S16	SS-FFC-60S9-20S16	3.00 (76.2)	1.75 (44.5)	0.19 (4.8)	20000 (1379)

60 Series Female to Female NPT Thread



60 Series Female			Female NPT Threads			
P-Connection Type	Px-Connection Type	Ordering Number	Dimensions, in. (mm)			Working Pressure psig (bar)
			L	F	E	
60S4	1/8 NPT	SS-FFC-60S4-NT2	1.37 (34.9)	0.75 (19.1)	0.09 (2.4)	15000 (1034)
60S4	1/4 NPT	SS-FFC-60S4-NT4	1.63 (41.3)	0.94 (23.8)	0.09 (2.4)	15000 (1034)
60S4	3/8 NPT	SS-FFC-60S4-NT6	1.63 (41.3)	1.13 (28.6)	0.09 (2.4)	15000 (1034)
60S4	1/2 NPT	SS-FFC-60S4-NT8	2.00 (50.8)	1.37 (34.9)	0.09 (2.4)	15000 (1034)
60S4	3/4 NPT	SS-FFC-60S4-NT12	2.00 (50.8)	1.50 (38.1)	0.09 (2.4)	10000 (690)
60S4	1 NPT	SS-FFC-60S4-NT16	2.37 (60.3)	1.75 (44.5)	0.09 (2.4)	10000 (690)
60S6	1/8 NPT	SS-FFC-60S6-NT2	1.63 (41.3)	1.00 (25.4)	0.13 (3.2)	15000 (1034)
60S6	1/4 NPT	SS-FFC-60S6-NT4	1.87 (47.6)	1.00 (25.4)	0.13 (3.2)	15000 (1034)
60S6	3/8 NPT	SS-FFC-60S6-NT6	1.87 (47.6)	1.13 (28.6)	0.13 (3.2)	15000 (1034)
60S6	1/2 NPT	SS-FFC-60S6-NT8	2.13 (54.0)	1.37 (34.9)	0.13 (3.2)	15000 (1034)
60S6	3/4 NPT	SS-FFC-60S6-NT12	2.00 (50.8)	1.50 (38.1)	0.13 (3.2)	10000 (690)
60S6	1 NPT	SS-FFC-60S6-NT16	2.25 (57.2)	1.75 (44.5)	0.13 (3.2)	10000 (690)
60S9	1/8 NPT	SS-FFC-60S9-NT2	1.81 (46.0)	1.37 (34.9)	0.19 (4.8)	15000 (1034)
60S9	1/4 NPT	SS-FFC-60S9-NT4	2.00 (50.8)	1.37 (34.9)	0.19 (4.8)	15000 (1034)
60S9	3/8 NPT	SS-FFC-60S9-NT6	2.00 (50.8)	1.37 (34.9)	0.19 (4.8)	15000 (1034)
60S9	1/2 NPT	SS-FFC-60S9-NT8	2.37 (60.3)	1.37 (34.9)	0.19 (4.8)	15000 (1034)
60S9	3/4 NPT	SS-FFC-60S9-NT12	2.37 (60.3)	1.50 (38.1)	0.19 (4.8)	10000 (690)
60S9	1 NPT	SS-FFC-60S9-NT16	2.50 (63.5)	1.75 (44.5)	0.19 (4.8)	10000 (690)

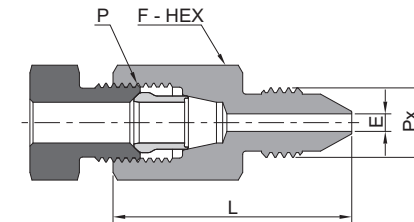
15 Series Female to 15 Series Male



15 Series Female			15 Series Male			
P-Connection Type	Px-Connection Type	Ordering Number	Dimension, in. (mm)			Working Pressure psig (bar)
			L	F	E	
15S2	15M2	SS-FMA-15S2-15M2	1.06 (27.0)	0.50 (12.7)	009 (2.4)	15000 (1034)
15S2	15M4	SS-FMA-15S2-15M4	1.13 (28.6)	0.63 (15.9)	009 (2.4)	15000 (1034)
15S2	15M6	SS-FMA-15S2-15M6	1.13 (28.6)	0.75 (19.1)	009 (2.4)	15000 (1034)
15S2	15M8	SS-FMA-15S2-15M8	1.31 (33.3)	0.94 (23.8)	009 (2.4)	15000 (1034)

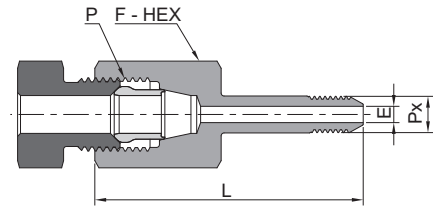
15 Series Female			15 Series Male			
P-Connection Type	Px-Connection Type	Ordering Number	Dimension, in. (mm)			Working Pressure psig (bar)
			L	F	E	
15S4	15M2	SS-FMA-15S4-15M2	1.44 (36.5)	0.63 (15.9)	009 (2.4)	15000 (1034)
15S4	15M4	SS-FMA-15S4-15M4	1.50 (38.1)	0.63 (15.9)	019 (4.8)	15000 (1034)
15S4	15M6	SS-FMA-15S4-15M6	1.50 (38.1)	0.75 (19.1)	019 (4.8)	15000 (1034)
15S4	15M8	SS-FMA-15S4-15M8	1.50 (38.1)	0.94 (23.8)	019 (4.8)	15000 (1034)
15S6	15M2	SS-FMA-15S6-15M2	1.56 (39.7)	0.75 (19.1)	009 (2.4)	15000 (1034)
15S6	15M4	SS-FMA-15S6-15M4	1.69 (42.9)	0.75 (19.1)	019 (4.8)	15000 (1034)
15S6	15M6	SS-FMA-15S6-15M6	1.69 (42.9)	0.75 (19.1)	025 (6.4)	15000 (1034)
15S6	15M8	SS-FMA-15S6-15M8	1.63 (41.3)	0.94 (23.8)	025 (6.4)	15000 (1034)
15S8	15M2	SS-FMA-15S8-15M2	1.63 (41.3)	1.00 (25.4)	009 (2.4)	15000 (1034)
15S8	15M4	SS-FMA-15S8-15M4	1.75 (44.5)	1.00 (25.4)	019 (4.8)	15000 (1034)
15S8	15M6	SS-FMA-15S8-15M6	1.81 (46.0)	1.00 (25.4)	025 (6.4)	15000 (1034)
15S8	15M8	SS-FMA-15S8-15M8	1.81 (46.0)	1.00 (25.4)	037 (9.5)	15000 (1034)

15 Series Female to 20 Series Male



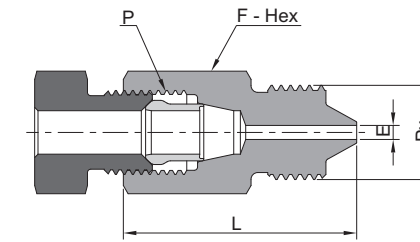
15 Series Female			20 Series Male			
P-Connection Type	Px-Connection Type	Ordering Number	Dimension, in. (mm)			Working Pressure psig (bar)
			L	F	E	
15S2	20M4	SS-FMA-15S2-20M4	1.19 (30.2)	0.50 (12.7)	009 (2.4)	15000 (1034)
15S2	20M6	SS-FMA-15S2-20M6	1.25 (31.8)	0.63 (15.9)	009 (2.4)	15000 (1034)
15S2	20M9	SS-FMA-15S2-20M9	1.50 (38.1)	0.94 (23.8)	009 (2.4)	15000 (1034)
15S2	20M12	SS-FMA-15S2-20M12	1.75 (44.5)	1.19 (30.2)	009 (2.4)	15000 (1034)
15S2	20M16	SS-FMA-15S2-20M16	2.37 (60.3)	1.50 (38.1)	009 (2.4)	15000 (1034)
15S4	20M4	SS-FMA-15S4-20M4	1.50 (38.1)	0.63 (15.9)	011 (2.8)	15000 (1034)
15S4	20M6	SS-FMA-15S4-20M6	1.63 (41.3)	0.63 (15.9)	019 (4.8)	15000 (1034)
15S4	20M9	SS-FMA-15S4-20M9	1.56 (39.7)	0.94 (23.8)	019 (4.8)	15000 (1034)
15S4	20M12	SS-FMA-15S4-20M12	1.75 (44.5)	1.19 (30.2)	019 (4.8)	15000 (1034)
15S4	20M16	SS-FMA-15S4-20M16	2.37 (60.3)	1.50 (38.1)	019 (4.8)	15000 (1034)
15S6	20M4	SS-FMA-15S6-20M4	1.69 (42.9)	0.75 (19.1)	011 (2.8)	15000 (1034)
15S6	20M6	SS-FMA-15S6-20M6	1.75 (44.5)	0.75 (19.1)	020 (5.2)	15000 (1034)
15S6	20M9	SS-FMA-15S6-20M9	1.81 (46.0)	0.94 (23.8)	025 (6.4)	15000 (1034)
15S6	20M12	SS-FMA-15S6-20M12	1.87 (47.6)	1.19 (30.2)	025 (6.4)	15000 (1034)
15S6	20M16	SS-FMA-15S6-20M16	2.37 (60.3)	1.50 (38.1)	025 (6.4)	15000 (1034)
15S8	20M4	SS-FMA-15S8-20M4	1.75 (44.5)	1.00 (25.4)	011 (2.8)	15000 (1034)
15S8	20M6	SS-FMA-15S8-20M6	1.94 (49.2)	1.00 (25.4)	020 (5.2)	15000 (1034)
15S8	20M9	SS-FMA-15S8-20M9	2.06 (52.4)	1.00 (25.4)	031 (7.9)	15000 (1034)
15S8	20M12	SS-FMA-15S8-20M12	2.06 (52.4)	1.19 (30.2)	037 (9.5)	15000 (1034)
15S8	20M16	SS-FMA-15S8-20M16	2.50 (63.5)	1.50 (38.1)	037 (9.5)	15000 (1034)

15 Series Female to 20 Series Coned and Threaded Nipples



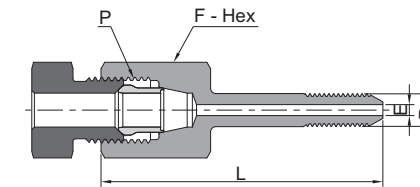
15 Series Female			20 Series Coned and Threaded Nipples			
P-Connection Type	Px-Connection Type	Ordering Number	Dimension, in. (mm)			Working Pressure psig (bar)
			L	F	E	
15S2	2CT4	SS-FMA-15S2-2CT4	1.50 (38.1)	0.50 (12.7)	009 (2.4)	15000 (1034)
15S2	2CT6	SS-FMA-15S2-2CT6	1.75 (44.5)	0.50 (12.7)	009 (2.4)	15000 (1034)
15S2	2CT9	SS-FMA-15S2-2CT9	1.94 (49.2)	0.69 (17.5)	009 (2.4)	15000 (1034)
15S2	2CT12	SS-FMA-15S2-2CT12	2.13 (54.0)	0.87 (22.2)	009 (2.4)	15000 (1034)
15S4	2CT4	SS-FMA-15S4-2CT4	1.81 (46.0)	0.63 (15.9)	011 (2.8)	15000 (1034)
15S4	2CT6	SS-FMA-15S4-2CT6	2.00 (50.8)	0.63 (15.9)	019 (4.8)	15000 (1034)
15S4	2CT9	SS-FMA-15S4-2CT9	2.19 (55.6)	0.69 (17.5)	019 (4.8)	15000 (1034)
15S4	2CT12	SS-FMA-15S4-2CT12	2.37 (60.3)	0.87 (22.2)	019 (4.8)	15000 (1034)
15S6	2CT4	SS-FMA-15S6-2CT4	2.00 (50.8)	0.75 (19.1)	011 (2.8)	15000 (1034)
15S6	2CT6	SS-FMA-15S6-2CT6	2.31 (58.7)	0.75 (19.1)	020 (5.2)	15000 (1034)
15S6	2CT9	SS-FMA-15S6-2CT9	2.37 (60.3)	0.75 (19.1)	025 (6.4)	15000 (1034)
15S6	2CT12	SS-FMA-15S6-2CT12	2.50 (63.5)	0.87 (22.2)	025 (6.4)	15000 (1034)
15S6	2CT16	SS-FMA-15S6-2CT16	3.00 (76.2)	1.13 (28.6)	025 (6.4)	15000 (1034)
15S8	2CT4	SS-FMA-15S8-2CT4	2.06 (52.4)	1.00 (25.4)	011 (2.8)	15000 (1034)
15S8	2CT6	SS-FMA-15S8-2CT6	2.31 (58.7)	1.00 (25.4)	020 (5.2)	15000 (1034)
15S8	2CT9	SS-FMA-15S8-2CT9	2.56 (65.1)	1.00 (25.4)	031 (7.9)	15000 (1034)
15S8	2CT12	SS-FMA-15S8-2CT12	2.63 (66.7)	1.00 (25.4)	037 (9.5)	15000 (1034)
15S8	2CT16	SS-FMA-15S8-2CT16	3.19 (81.0)	1.13 (28.6)	037 (9.5)	15000 (1034)

15 Series Female to 60 Series Male



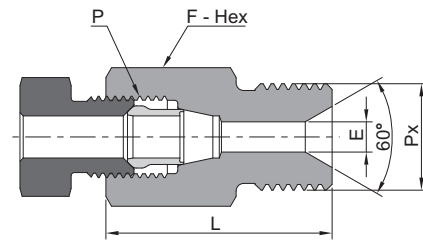
15 Series Female			60 Series Male			
P-Connection Type	Px-Connection Type	Ordering Number	Dimension, in. (mm)			Working Pressure psig (bar)
			L	F	E	
15S2	60M4	SS-FMA-15S2-60M4	1.06 (27.0)	0.63 (15.9)	008 (2.1)	15000 (1034)
15S2	60M6	SS-FMA-15S2-60M6	1.31 (33.3)	0.81 (20.6)	009 (2.4)	15000 (1034)
15S2	60M9	SS-FMA-15S2-60M9	1.63 (41.3)	1.19 (30.2)	009 (2.4)	15000 (1034)
15S4	60M4	SS-FMA-15S4-60M4	1.37 (34.9)	0.63 (15.9)	008 (2.1)	15000 (1034)
15S4	60M6	SS-FMA-15S4-60M6	1.56 (39.7)	0.81 (20.6)	013 (3.2)	15000 (1034)
15S4	60M9	SS-FMA-15S4-60M9	1.63 (41.3)	1.19 (30.2)	019 (4.8)	15000 (1034)
15S6	60M4	SS-FMA-15S6-60M4	1.56 (39.7)	0.75 (19.1)	008 (2.1)	15000 (1034)
15S6	60M6	SS-FMA-15S6-60M6	1.75 (44.5)	0.81 (20.6)	013 (3.2)	15000 (1034)
15S6	60M9	SS-FMA-15S6-60M9	1.63 (41.3)	1.19 (30.2)	019 (4.8)	15000 (1034)
15S8	60M4	SS-FMA-15S8-60M4	1.69 (42.9)	1.00 (25.4)	008 (2.1)	15000 (1034)
15S8	60M6	SS-FMA-15S8-60M6	1.87 (47.6)	1.00 (25.4)	013 (3.2)	15000 (1034)
15S8	60M9	SS-FMA-15S8-60M9	1.87 (47.6)	1.19 (30.2)	019 (4.8)	15000 (1034)

15 Series Female to 60 Series Coned and Threaded Nipples



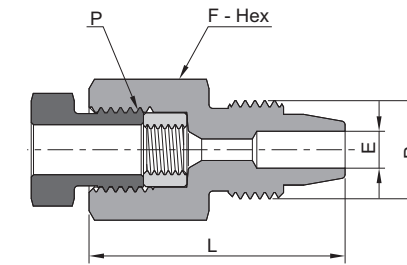
15 Series Female			60 Series Coned and Threaded Nipples			
P-Connection Type	Px-Connection Type	Ordering Number	Dimension, in. (mm)			Working Pressure psig (bar)
			L	F	E	
15S2	6CT4	SS-FMA-15S2-6CT4	1.87 (47.6)	0.50 (12.7)	008 (2.1)	15000 (1034)
15S2	6CT6	SS-FMA-15S2-6CT6	2.25 (57.2)	0.50 (12.7)	009 (2.4)	15000 (1034)
15S4	6CT4	SS-FMA-15S4-6CT4	2.13 (54.0)	0.63 (15.9)	008 (2.1)	15000 (1034)
15S4	6CT6	SS-FMA-15S4-6CT6	2.50 (63.5)	0.63 (15.9)	013 (3.2)	15000 (1034)
15S4	6CT9	SS-FMA-15S4-6CT9	3.00 (76.2)	0.63 (15.9)	019 (4.8)	15000 (1034)
15S6	6CT4	SS-FMA-15S6-6CT4	2.37 (60.3)	0.75 (19.1)	008 (2.1)	15000 (1034)
15S6	6CT6	SS-FMA-15S6-6CT6	2.69 (68.3)	0.75 (19.1)	013 (3.2)	15000 (1034)
15S6	6CT9	SS-FMA-15S6-6CT9	3.19 (81.0)	0.75 (19.1)	019 (4.8)	15000 (1034)
15S8	6CT4	SS-FMA-15S8-6CT4	2.44 (61.9)	1.00 (25.4)	008 (2.1)	15000 (1034)
15S8	6CT6	SS-FMA-15S8-6CT6	2.75 (69.9)	1.00 (25.4)	013 (3.2)	15000 (1034)
15S8	6CT9	SS-FMA-15S8-6CT9	3.38 (85.8)	1.00 (25.4)	019 (4.8)	15000 (1034)

15 Series Female to Type "M" Male



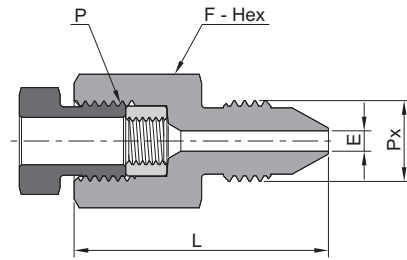
15 Series Female			Type "M" Male			
P-Connection Type	Px-Connection Type	Ordering Number	Dimension, in. (mm)			Working Pressure psig (bar)
			L	F	E	
15S2	TM9	SS-FMA-15S2-TM9	1.06 (27.0)	0.63 (15.9)	0.09 (2.4)	15000 (1034)
15S2	TM12	SS-FMA-15S2-TM12	1.13 (28.6)	0.75 (19.1)	0.09 (2.4)	15000 (1034)
15S4	TM9	SS-FMA-15S4-TM9	1.37 (34.9)	0.63 (15.9)	0.09 (2.4)	15000 (1034)
15S4	TM12	SS-FMA-15S4-TM12	1.44 (36.5)	0.75 (19.1)	0.19 (4.8)	15000 (1034)
15S4	TM14	SS-FMA-15S4-TM14	1.63 (41.3)	1.00 (25.4)	0.15 (3.8)	15000 (1034)
15S6	TM9	SS-FMA-15S6-TM9	1.50 (38.1)	0.75 (19.1)	0.09 (2.4)	15000 (1034)
15S6	TM12	SS-FMA-15S6-TM12	1.63 (41.3)	0.75 (19.1)	0.25 (6.4)	15000 (1034)
15S6	TM14	SS-FMA-15S6-TM14	1.75 (44.5)	1.00 (25.4)	0.15 (3.8)	15000 (1034)
15S6	TM16	SS-FMA-15S6-TM16	1.63 (41.3)	1.00 (25.4)	0.25 (6.4)	15000 (1034)
15S8	TM9	SS-FMA-15S8-TM9	1.63 (41.3)	1.00 (25.4)	0.09 (2.4)	15000 (1034)
15S8	TM12	SS-FMA-15S8-TM12	1.63 (41.3)	1.00 (25.4)	0.29 (7.4)	15000 (1034)
15S8	TM14	SS-FMA-15S8-TM14	1.81 (46.1)	1.00 (25.4)	0.15 (3.8)	15000 (1034)
15S8	TM16	SS-FMA-15S8-TM16	1.75 (44.5)	1.00 (25.4)	0.37 (9.5)	15000 (1034)
15S8	TM21	SS-FMA-15S8-TM21	1.75 (44.5)	1.37 (34.9)	0.37 (9.5)	15000 (1034)

20 Series Female to 15 Series Male



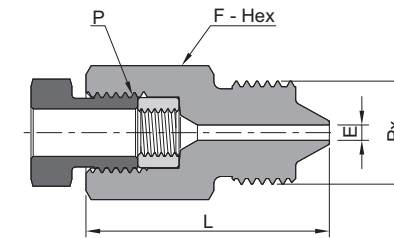
20 Series Female			15 Series Male			
P-Connection Type	Px-Connection Type	Ordering Number	Dimension, in. (mm)			Working Pressure psig (bar)
			L	F	E	
20S4	15M2	SS-FMA2-15S4-15M2	1.19 (30.2)	0.63 (15.9)	0.09 (2.4)	15000 (1034)
20S4	15M4	SS-FMA2-15S4-15M4	1.31 (33.3)	0.63 (15.9)	0.11 (2.8)	15000 (1034)
20S4	15M6	SS-FMA2-15S4-15M6	1.37 (34.9)	0.75 (19.1)	0.11 (2.8)	15000 (1034)
20S4	15M8	SS-FMA2-15S4-15M8	1.31 (33.3)	0.94 (23.8)	0.11 (2.8)	15000 (1034)
20S6	15M2	SS-FMA2-15S6-15M2	1.50 (38.1)	0.75 (19.1)	0.09 (2.4)	15000 (1034)
20S6	15M4	SS-FMA2-15S6-15M4	1.50 (38.1)	0.75 (19.1)	0.19 (4.8)	15000 (1034)
20S6	15M6	SS-FMA2-15S6-15M6	1.56 (39.7)	0.75 (19.1)	0.20 (5.2)	15000 (1034)
20S6	15M8	SS-FMA2-15S6-15M8	1.56 (39.7)	0.94 (23.8)	0.20 (5.2)	15000 (1034)
20S9	15M2	SS-FMA2-15S9-15M2	1.75 (44.5)	1.00 (25.4)	0.09 (2.4)	15000 (1034)
20S9	15M4	SS-FMA2-15S9-15M4	1.87 (47.6)	1.00 (25.4)	0.19 (4.8)	15000 (1034)
20S9	15M6	SS-FMA2-15S9-15M6	1.94 (49.2)	1.00 (25.4)	0.25 (6.4)	15000 (1034)
20S9	15M8	SS-FMA2-15S9-15M8	1.87 (47.6)	1.00 (25.4)	0.31 (7.9)	15000 (1034)
20S12	15M2	SS-FMA2-15S12-15M2	2.06 (52.4)	1.37 (34.9)	0.09 (2.4)	15000 (1034)
20S12	15M4	SS-FMA2-15S12-15M4	2.19 (55.6)	1.37 (34.9)	0.19 (4.8)	15000 (1034)
20S12	15M6	SS-FMA2-15S12-15M6	2.19 (55.6)	1.37 (34.9)	0.25 (6.4)	15000 (1034)
20S12	15M8	SS-FMA2-15S12-15M8	2.25 (57.2)	1.37 (34.9)	0.37 (7.9)	15000 (1034)
20S16	15M2	SS-FMA2-15S16-15M2	2.63 (66.7)	1.75 (44.5)	0.09 (2.4)	15000 (1034)
20S16	15M4	SS-FMA2-15S16-15M4	2.75 (69.9)	1.75 (44.5)	0.19 (4.8)	15000 (1034)
20S16	Mp6	SS-FMA2-15S16-15M6	2.81 (71.4)	1.75 (44.5)	0.25 (6.4)	15000 (1034)
20S16	15M8	SS-FMA2-15S16-15M8	2.81 (71.4)	1.75 (44.5)	0.37 (9.5)	15000 (1034)

20 Series Female to 20 Series Male



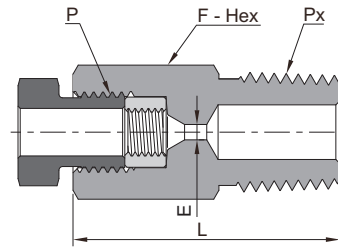
20 Series Female			20 Series Male			
P-Connection Type	Px-Connection Type	Ordering Number	Dimension, in. (mm)			Working Pressure psig (bar)
			L	F	E	
20S4	20M4	SS-FMA-20S4-20M4	1.37 (34.9)	0.63 (15.9)	0.11 (2.8)	20000 (1379)
20S4	20M6	SS-FMA-20S4-20M6	1.50 (38.1)	0.63 (15.9)	0.11 (2.8)	20000 (1379)
20S4	20M9	SS-FMA-20S4-20M9	1.63 (41.3)	0.94 (23.8)	0.11 (2.8)	20000 (1379)
20S4	20M12	SS-FMA-20S4-20M12	1.75 (44.5)	1.19 (30.2)	0.11 (2.8)	20000 (1379)
20S4	20M16	SS-FMA-20S4-20M16	2.37 (60.3)	1.50 (38.1)	0.11 (2.8)	20000 (1379)
20S6	20M4	SS-FMA-20S6-20M4	1.69 (42.9)	0.75 (19.1)	0.11 (2.8)	20000 (1379)
20S6	20M6	SS-FMA-20S6-20M6	1.69 (42.9)	0.75 (19.1)	0.20 (5.2)	20000 (1379)
20S6	20M9	SS-FMA-20S6-20M9	1.87 (47.6)	0.94 (23.8)	0.20 (5.2)	20000 (1379)
20S6	20M12	SS-FMA-20S6-20M12	1.94 (49.2)	1.19 (30.2)	0.20 (5.2)	20000 (1379)
20S6	20M16	SS-FMA-20S6-20M16	2.37 (60.3)	1.50 (38.1)	0.20 (5.2)	20000 (1379)
20S9	20M4	SS-FMA-20S9-20M4	1.94 (49.2)	1.00 (25.4)	0.11 (2.8)	20000 (1379)
20S9	20M6	SS-FMA-20S9-20M6	2.06 (52.4)	1.00 (25.4)	0.20 (5.2)	20000 (1379)
20S9	20M9	SS-FMA-20S9-20M9	2.13 (54.0)	1.00 (25.4)	0.31 (7.9)	20000 (1379)
20S9	20M12	SS-FMA-20S9-20M12	2.25 (57.2)	1.19 (30.2)	0.31 (7.9)	20000 (1379)
20S9	20M16	SS-FMA-20S9-20M16	2.50 (63.5)	1.50 (38.1)	0.31 (7.9)	20000 (1379)
20S12	20M4	SS-FMA-20S12-20M4	2.19 (55.6)	1.37 (34.9)	0.11 (2.8)	20000 (1379)
20S12	20M6	SS-FMA-20S12-20M6	2.31 (58.7)	1.37 (34.9)	0.20 (5.2)	20000 (1379)
20S12	20M9	SS-FMA-20S12-20M9	2.44 (61.9)	1.37 (34.9)	0.31 (7.9)	20000 (1379)
20S12	20M12	SS-FMA-20S12-20M12	2.56 (65.1)	1.37 (34.9)	0.44 (11.1)	20000 (1379)
20S12	20M16	SS-FMA-20S12-20M16	2.94 (74.6)	1.50 (38.1)	0.44 (11.1)	20000 (1379)
20S16	20M9	SS-FMA-20S16-20M9	3.06 (77.8)	1.75 (44.5)	0.31 (7.9)	20000 (1379)
20S16	20M12	SS-FMA-20S16-20M12	3.19 (81.0)	1.75 (44.5)	0.44 (11.1)	20000 (1379)
20S16	20M16	SS-FMA-20S16-20M16	3.50 (88.9)	1.75 (44.5)	0.56 (14.3)	20000 (1379)

20 Series Female to 60 Series Male



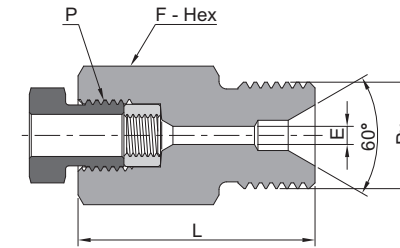
20 Series Female			60 Series Male			
P-Connection Type	Px-Connection Type	Ordering Number	Dimension, in. (mm)			Working Pressure psig (bar)
			L	F	E	
20S4	60M4	SS-FMA-20S4-60M4	1.31 (33.3)	0.63 (15.9)	0.08 (2.1)	20000 (1379)
20S4	60M6	SS-FMA-20S4-60M6	1.50 (38.1)	0.81 (20.6)	0.11 (2.8)	20000 (1379)
20S4	60M9	SS-FMA-20S4-60M9	1.63 (41.3)	1.19 (30.2)	0.11 (2.8)	20000 (1379)
20S6	60M4	SS-FMA-20S6-60M4	1.50 (38.1)	0.75 (19.1)	0.08 (2.1)	20000 (1379)
20S6	60M6	SS-FMA-20S6-60M6	1.69 (42.9)	0.81 (20.6)	0.13 (3.2)	20000 (1379)
20S6	60M9	SS-FMA-20S6-60M9	1.75 (44.5)	1.19 (30.2)	0.19 (4.8)	20000 (1379)
20S9	60M4	SS-FMA-20S9-60M4	1.81 (46.0)	1.00 (25.4)	0.08 (2.1)	20000 (1379)
20S9	60M6	SS-FMA-20S9-60M6	2.13 (54.0)	1.00 (25.4)	0.13 (3.2)	20000 (1379)
20S9	60M9	SS-FMA-20S9-60M9	2.13 (54.0)	1.19 (30.2)	0.19 (4.8)	20000 (1379)
20S12	60M4	SS-FMA-20S12-60M4	2.25 (57.2)	1.37 (34.9)	0.08 (2.1)	20000 (1379)
20S12	60M6	SS-FMA-20S12-60M6	2.50 (63.5)	1.37 (34.9)	0.13 (3.2)	20000 (1379)
20S12	60M9	SS-FMA-20S12-60M9	2.50 (63.5)	1.37 (34.9)	0.19 (4.8)	20000 (1379)
20S16	60M4	SS-FMA-20S16-60M4	2.94 (74.6)	1.75 (44.5)	0.08 (2.1)	20000 (1379)
20S16	60M6	SS-FMA-20S16-60M6	3.13 (79.4)	1.75 (44.5)	0.13 (3.2)	20000 (1379)
20S16	60M9	SS-FMA-20S16-60M9	3.19 (81.0)	1.75 (44.5)	0.19 (4.8)	20000 (1379)

20 Series Female to Male NPT Thread



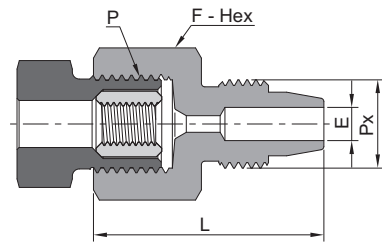
20 Series Female			Male NPT Thread			
P-Connection Type	Px-Connection Type	Ordering Number	Dimension, in. (mm)			Working Pressure psig (bar)
			L	F	E	
20S4	1/8 NPT	SS-FMA-20S4-NT2	1.19 (30.2)	0.63 (15.9)	0.11 (2.8)	15000 (1034)
20S4	1/4 NPT	SS-FMA-20S4-NT4	1.37 (34.9)	0.63 (15.9)	0.11 (2.8)	15000 (1034)
20S4	3/8 NPT	SS-FMA-20S4-NT6	1.37 (34.9)	0.69 (17.5)	0.11 (2.8)	15000 (1034)
20S4	1/2 NPT	SS-FMA-20S4-NT8	1.37 (34.9)	0.87 (22.2)	0.11 (2.8)	15000 (1034)
20S4	3/4 NPT	SS-FMA-20S4-NT12	1.75 (44.5)	1.06 (27.0)	0.11 (2.8)	10000 (690)
20S6	1/8 NPT	SS-FMA-20S6-NT2	1.37 (34.9)	0.75 (19.1)	0.19 (4.8)	15000 (1034)
20S6	1/4 NPT	SS-FMA-20S6-NT4	1.50 (38.1)	0.75 (19.1)	0.20 (5.2)	15000 (1034)
20S6	3/8 NPT	SS-FMA-20S6-NT6	1.50 (38.1)	0.75 (19.1)	0.20 (5.2)	15000 (1034)
20S6	1/2 NPT	SS-FMA-20S6-NT8	1.63 (41.3)	0.87 (22.2)	0.20 (5.2)	15000 (1034)
20S6	3/4 NPT	SS-FMA-20S6-NT12	1.75 (44.5)	1.06 (27.0)	0.20 (5.2)	10000 (690)
20S6	1 NPT	SS-FMA-20S6-NT16	2.00 (50.8)	1.37 (34.9)	0.20 (5.2)	10000 (690)
20S9	1/8 NPT	SS-FMA-20S9-NT2	1.75 (44.5)	1.00 (25.4)	0.19 (4.8)	15000 (1034)
20S9	1/4 NPT	SS-FMA-20S9-NT4	1.75 (44.5)	1.00 (25.4)	0.25 (6.4)	15000 (1034)
20S9	3/8 NPT	SS-FMA-20S9-NT6	1.75 (44.5)	1.00 (25.4)	0.31 (7.9)	15000 (1034)
20S9	1/2 NPT	SS-FMA-20S9-NT8	1.94 (49.2)	1.00 (25.4)	0.31 (7.9)	15000 (1034)
20S9	3/4 NPT	SS-FMA-20S9-NT12	2.00 (50.8)	1.06 (27.0)	0.31 (7.9)	10000 (690)
20S9	1 NPT	SS-FMA-20S9-NT16	2.25 (57.2)	1.37 (34.9)	0.31 (7.9)	10000 (690)
20S12	1/4 NPT	SS-FMA-20S12-NT4	2.00 (50.8)	1.37 (34.9)	0.25 (6.4)	15000 (1034)
20S12	3/8 NPT	SS-FMA-20S12-NT6	2.00 (50.8)	1.37 (34.9)	0.31 (7.9)	15000 (1034)
20S12	1/2 NPT	SS-FMA-20S12-NT8	2.19 (55.6)	1.37 (34.9)	0.38 (9.6)	15000 (1034)
20S12	3/4 NPT	SS-FMA-20S12-NT12	2.25 (57.2)	1.37 (34.9)	0.44 (11.1)	10000 (690)
20S12	1 NPT	SS-FMA-20S12-NT16	2.63 (66.7)	1.37 (34.9)	0.44 (11.1)	10000 (690)
20S16	1/4 NPT	SS-FMA-20S16-NT4	2.87 (73.0)	1.75 (44.5)	0.25 (6.4)	15000 (1034)
20S16	3/8 NPT	SS-FMA-20S16-NT6	2.87 (73.0)	1.75 (44.5)	0.31 (7.9)	15000 (1034)
20S16	1/2 NPT	SS-FMA-20S16-NT8	2.87 (73.0)	1.75 (44.5)	0.38 (9.6)	15000 (1034)
20S16	3/4 NPT	SS-FMA-20S16-NT12	2.87 (73.0)	1.75 (44.5)	0.56 (14.3)	10000 (690)
20S16	1 NPT	SS-FMA-20S16-NT16	3.06 (77.8)	1.75 (44.5)	0.56 (14.3)	10000 (690)

20 Series Female to Type "M" Male



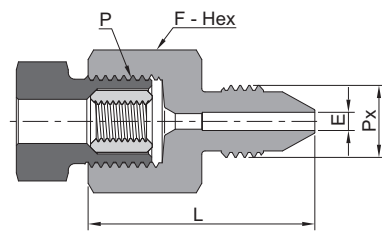
20 Series Female			Type "M" Male			
P-Connection Type	Px-Connection Type	Ordering Number	Dimension, in. (mm)			Working Pressure psig (bar)
			L	F	E	
20S4	TM9	SS-FMA-20S4-TM9	1.19 (30.2)	0.63 (15.9)	0.09 (2.4)	20000 (1379)
20S4	TM12	SS-FMA-20S4-TM12	1.31 (33.3)	0.75 (19.1)	0.11 (2.8)	20000 (1379)
20S4	TM14	SS-FMA-20S4-TM14	1.50 (38.1)	1.00 (25.4)	0.11 (2.8)	20000 (1379)
20S6	TM9	SS-FMA-20S6-TM9	1.37 (34.9)	0.75 (19.1)	0.09 (2.4)	20000 (1379)
20S6	TM12	SS-FMA-20S6-TM12	1.50 (38.1)	0.75 (19.1)	0.09 (2.4)	20000 (1379)
20S6	TM14	SS-FMA-20S6-TM14	1.63 (41.3)	1.00 (25.4)	0.15 (3.8)	20000 (1379)
20S6	TM16	SS-FMA-20S6-TM16	1.63 (41.3)	1.00 (25.4)	0.20 (5.2)	20000 (1379)
20S9	TM9	SS-FMA-20S9-TM9	1.69 (42.9)	1.00 (25.4)	0.09 (2.4)	20000 (1379)
20S9	TM12	SS-FMA-20S9-TM12	1.81 (46.0)	1.00 (25.4)	0.29 (7.4)	20000 (1379)
20S9	TM14	SS-FMA-20S9-TM14	1.94 (49.2)	1.00 (25.4)	0.15 (3.8)	20000 (1379)
20S9	TM16	SS-FMA-20S9-TM16	1.81 (46.0)	1.00 (25.4)	0.31 (7.9)	20000 (1379)
20S9	TM21	SS-FMA-20S9-TM21	1.81 (46.0)	1.37 (34.9)	0.31 (7.9)	20000 (1379)
20S12	TM14	SS-FMA-20S12-TM14	2.19 (55.6)	1.37 (34.9)	0.15 (3.8)	20000 (1379)
20S12	TM16	SS-FMA-20S12-TM16	2.13 (54.0)	1.37 (34.9)	0.39 (10.0)	20000 (1379)
20S12	TM21	SS-FMA-20S12-TM21	2.00 (50.8)	1.37 (34.9)	0.44 (11.1)	20000 (1379)
20S16	TM21	SS-FMA-20S16-TM21	2.56 (65.1)	1.75 (44.5)	0.56 (14.3)	20000 (1379)

60 Series Female to 15 Series Male



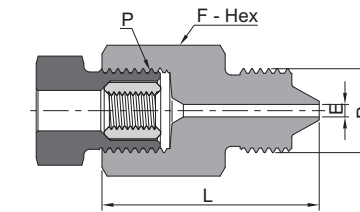
60 Series Female			15 Series Male			
P-Connection Type	Px-Connection Type	Ordering Number	Dimension, in. (mm)			Working Pressure psig (bar)
			L	F	E	
60S4	15M2	SS-FMA-60S4-15M2	1.19 (30.2)	0.75 (19.1)	0.09 (2.4)	15000 (1034)
60S4	15M4	SS-FMA-60S4-15M4	1.31 (33.3)	0.75 (19.1)	0.09 (2.4)	15000 (1034)
60S4	15M6	SS-FMA-60S4-15M6	1.37 (34.9)	0.75 (19.1)	0.09 (2.4)	15000 (1034)
60S4	15M8	SS-FMA-60S4-15M8	1.37 (34.9)	0.94 (23.8)	0.09 (2.4)	15000 (1034)
60S6	15M2	SS-FMA-60S6-15M2	1.44 (36.5)	1.00 (25.4)	0.09 (2.4)	15000 (1034)
60S6	15M4	SS-FMA-60S6-15M4	1.56 (39.7)	1.00 (25.4)	0.13 (3.2)	15000 (1034)
60S6	15M6	SS-FMA-60S6-15M6	1.63 (41.3)	1.00 (25.4)	0.13 (3.2)	15000 (1034)
60S6	15M8	SS-FMA-60S6-15M8	1.69 (42.9)	1.00 (25.4)	0.13 (3.2)	15000 (1034)
60S9	15M2	SS-FMA-60S9-15M2	1.75 (44.5)	1.37 (34.9)	0.09 (2.4)	15000 (1034)
60S9	15M4	SS-FMA-60S9-15M4	1.75 (44.5)	1.37 (34.9)	0.19 (4.8)	15000 (1034)
60S9	15M6	SS-FMA-60S9-15M6	1.81 (46.0)	1.37 (34.9)	0.19 (4.8)	15000 (1034)
60S9	15M8	SS-FMA-60S9-15M8	1.87 (47.6)	1.37 (34.9)	0.19 (4.8)	15000 (1034)

60 Series Female to 20 Series Male



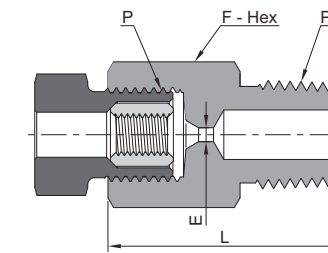
60 Series Female			20 Series Male			
P-Connection Type	Px-Connection Type	Ordering Number	Dimension, in. (mm)			Working Pressure psig (bar)
			L	F	E	
60S4	20M4	SS-FMA-60S4-20M4	1.37 (34.9)	0.75 (19.1)	0.09 (2.4)	20000 (1379)
60S4	20M6	SS-FMA-60S4-20M6	1.50 (38.1)	0.75 (19.1)	0.09 (2.4)	20000 (1379)
60S4	20M9	SS-FMA-60S4-20M9	1.69 (42.9)	0.94 (23.8)	0.09 (2.4)	20000 (1379)
60S4	20M12	SS-FMA-60S4-20M12	1.75 (44.5)	1.19 (30.2)	0.09 (2.4)	20000 (1379)
60S4	20M16	SS-FMA-60S4-20M16	2.37 (60.3)	1.50 (38.1)	0.09 (2.4)	20000 (1379)
60S6	20M4	SS-FMA-60S6-20M4	1.67 (42.3)	1.00 (25.4)	0.11 (2.8)	20000 (1379)
60S6	20M6	SS-FMA-60S6-20M6	1.81 (46.0)	1.00 (25.4)	0.13 (3.2)	20000 (1379)
60S6	20M9	SS-FMA-60S6-20M9	1.94 (49.2)	1.00 (25.4)	0.13 (3.2)	20000 (1379)
60S6	20M12	SS-FMA-60S6-20M12	2.13 (54.0)	1.19 (30.2)	0.13 (3.2)	20000 (1379)
60S6	20M16	SS-FMA-60S6-20M16	2.50 (63.5)	1.50 (38.1)	0.13 (3.2)	20000 (1379)
60S9	20M4	SS-FMA-60S9-20M4	1.87 (47.6)	1.37 (34.9)	0.11 (2.8)	20000 (1379)
60S9	20M6	SS-FMA-60S9-20M6	2.00 (50.8)	1.37 (34.9)	0.19 (4.8)	20000 (1379)
60S9	20M9	SS-FMA-60S9-20M9	2.19 (55.6)	1.37 (34.9)	0.19 (4.8)	20000 (1379)
60S9	20M12	SS-FMA-60S9-20M12	2.37 (60.3)	1.37 (34.9)	0.19 (4.8)	20000 (1379)
60S9	20M16	SS-FMA-60S9-20M16	2.81 (71.4)	1.50 (38.1)	0.19 (4.8)	20000 (1379)

60 Series Female to 60 Series Male



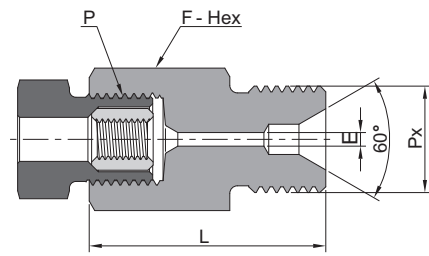
60 Series Female			60 Series Male			
P-Connection Type	Px-Connection Type	Ordering Number	Dimension, in. (mm)			Working Pressure psig (bar)
			L	F	E	
60S4	60M4	SS-FMA-60S4-60M4	1.44 (36.5)	0.75 (19.1)	0.08 (2.1)	60000 (4137)
60S4	60M6	SS-FMA-60S4-60M6	1.69 (42.9)	0.81 (20.6)	0.09 (2.4)	60000 (4137)
60S4	60M9	SS-FMA-60S4-60M9	1.75 (44.5)	1.19 (30.2)	0.09 (2.4)	60000 (4137)
60S6	60M4	SS-FMA-60S6-60M4	1.75 (44.5)	1.00 (25.4)	0.08 (2.1)	60000 (4137)
60S6	60M6	SS-FMA-60S6-60M6	2.00 (50.8)	1.00 (25.4)	0.13 (3.2)	60000 (4137)
60S6	60M9	SS-FMA-60S6-60M9	2.13 (54.0)	1.19 (30.2)	0.13 (3.2)	60000 (4137)
60S9	60M4	SS-FMA-60S9-60M4	2.06 (52.4)	1.37 (34.9)	0.08 (2.1)	60000 (4137)
60S9	60M6	SS-FMA-60S9-60M6	2.37 (60.3)	1.37 (34.9)	0.13 (3.2)	60000 (4137)
60S9	60M9	SSFMA60S960M9	2.50 (63.5)	1.37 (34.9)	0.19 (4.8)	60000 (4137)

60 Series Female to Male NPT Thread



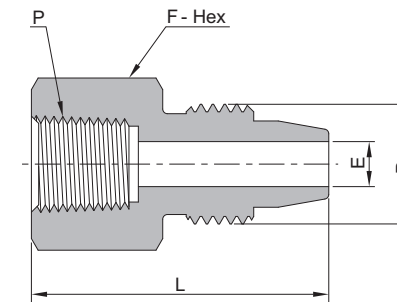
60 Series Female			Male NPT Threads			Working Pressure psig (bar)
P-Connection Type	Px-Connection Type	Ordering Number	Dimension, in. (mm)			
			L	F	E	
60S4	1/8 NPT	SS-FMA-60S4-NT2	1.25 (31.8)	0.75 (19.1)	0.09 (2.4)	15000 (1034)
60S4	1/4 NPT	SS-FMA-60S4-NT4	1.37 (34.9)	0.75 (19.1)	0.09 (2.4)	15000 (1034)
60S4	3/8 NPT	SS-FMA-60S4-NT6	1.37 (34.9)	0.75 (19.1)	0.09 (2.4)	15000 (1034)
60S4	1/2 NPT	SS-FMA-60S4-NT8	1.50 (38.1)	0.87 (22.2)	0.09 (2.4)	15000 (1034)
60S4	3/4 NPT	SS-FMA-60S4-NT12	1.75 (44.5)	1.06 (27.0)	0.09 (2.4)	10000 (690)
60S6	1/8 NPT	SS-FMA-60S6-NT2	1.50 (38.1)	1.00 (25.4)	0.13 (3.2)	15000 (1034)
60S6	1/4 NPT	SS-FMA-60S6-NT4	1.63 (41.3)	1.00 (25.4)	0.13 (3.2)	15000 (1034)
60S6	3/8 NPT	SS-FMA-60S6-NT6	1.63 (41.3)	1.00 (25.4)	0.13 (3.2)	15000 (1034)
60S6	1/2 NPT	SS-FMA-60S6-NT8	1.75 (44.5)	1.00 (25.4)	0.13 (3.2)	15000 (1034)
60S6	3/4 NPT	SS-FMA-60S6-NT12	2.00 (50.8)	1.06 (27.0)	0.13 (3.2)	10000 (690)
60S6	1 NPT	SS-FMA-60S6-NT16	2.00 (50.8)	1.37 (34.9)	0.13 (3.2)	10000 (690)
60S9	1/8 NPT	SS-FMA-60S9-NT2	1.63 (41.3)	1.37 (34.9)	0.19 (4.8)	15000 (1034)
60S9	1/4 NPT	SS-FMA-60S9-NT4	1.75 (44.5)	1.37 (34.9)	0.19 (4.8)	15000 (1034)
60S9	3/8 NPT	SS-FMA-60S9-NT6	1.75 (44.5)	1.37 (34.9)	0.19 (4.8)	15000 (1034)
60S9	1/2 NPT	SS-FMA-60S9-NT8	1.87 (47.6)	1.37 (34.9)	0.19 (4.8)	15000 (1034)
60S9	3/4 NPT	SS-FMA-60S9-NT12	2.13 (54.0)	1.37 (34.9)	0.19 (4.8)	10000 (690)
60S9	1 NPT	SS-FMA-60S9-NT16	2.25 (57.2)	1.37 (34.9)	0.19 (4.8)	10000 (690)

60 Series Female to Type "M" Male



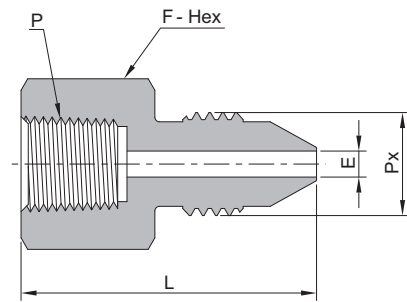
60 Series Female			Type "M" Male			
P-Connection Type	Px-Connection Type	Ordering Number	Dimension, in. (mm)			Working Pressure psig (bar)
			L	F	E	
60S4	TM9	SS-FMA-20S4-TM9	1.25 (31.8)	0.75 (19.1)	0.09 (2.4)	60000 (4137)
60S4	TM12	SS-FMA-20S4-TM12	1.38 (35.0)	0.75 (19.1)	0.09 (2.4)	30000 (2068)
60S4	TM14	SS-FMA-20S4-TM14	1.56 (39.7)	1.00 (25.4)	0.09 (2.4)	50000 (3447)
60S4	TM16	SS-FMA-20S4-TM16	1.37 (34.9)	1.00 (25.4)	0.09 (2.4)	30000 (2068)
60S6	TM9	SS-FMA-20S6-TM9	1.50 (38.1)	1.00 (25.4)	0.09 (2.4)	60000 (4137)
60S6	TM12	SS-FMA-20S6-TM12	1.63 (41.3)	1.00 (25.4)	0.13 (3.2)	30000 (2068)
60S6	TM14	SS-FMA-20S6-TM14	1.81 (46.0)	1.00 (25.4)	0.13 (3.2)	50000 (3447)
60S6	TM16	SS-FMA-20S6-TM16	1.64 (41.6)	1.00 (25.4)	0.13 (3.2)	30000 (2068)
60S6	TM21	SS-FMA-20S6-TM21	1.56 (39.7)	1.37 (34.9)	0.13 (3.2)	20000 (1379)
60S9	TM14	SS-FMA-20S6-TM14	2.00 (50.8)	1.37 (34.9)	0.15 (3.8)	50000 (3447)
60S9	TM16	SS-FMA-20S6-TM16	1.81 (46.0)	1.37 (34.9)	0.19 (4.8)	30000 (2068)
60S9	TM21	SS-FMA-20S6-TM21	1.81 (46.0)	1.37 (34.9)	0.19 (4.8)	20000 (1379)

Female NPT Threads to 15 Series Male



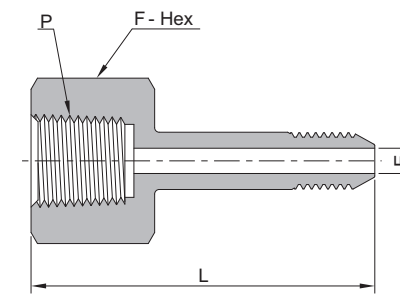
Female NPT Threads			15 Series Male			
P-Connection Type	Px-Connection Type	Ordering Number	Dimension, in. (mm)			Working Pressure psig (bar)
			L	F	E	
1/8 NPT	15M2	SS-FMA-NT2-15M2	1.13 (28.6)	0.63 (15.9)	0.09 (2.4)	15000 (1034)
1/8 NPT	15M4	SS-FMA-NT2-15M4	1.25 (31.7)	0.63 (15.9)	0.19 (4.8)	15000 (1034)
1/8 NPT	15M6	SS-FMA-NT2-15M6	1.31 (33.3)	0.75 (19.1)	0.25 (6.4)	15000 (1034)
1/8 NPT	15M8	SS-FMA-NT2-15M8	1.31 (33.3)	0.94 (23.8)	0.37 (9.5)	15000 (1034)
1/4 NPT	15M2	SS-FMA-NT4-15M2	1.31 (33.3)	0.94 (23.8)	0.09 (2.4)	15000 (1034)
1/4 NPT	15M4	SS-FMA-NT4-15M4	1.50 (38.1)	0.94 (23.8)	0.19 (4.8)	15000 (1034)
1/4 NPT	15M6	SS-FMA-NT4-15M6	1.56 (39.7)	0.94 (23.8)	0.25 (6.4)	15000 (1034)
1/4 NPT	15M8	SS-FMA-NT4-15M8	1.56 (39.7)	0.94 (23.8)	0.37 (9.5)	15000 (1034)
3/8 NPT	15M2	SS-FMA-NT6-15M2	1.44 (36.5)	1.13 (28.6)	0.09 (2.4)	15000 (1034)
3/8 NPT	15M4	SS-FMA-NT6-15M4	1.56 (39.7)	1.13 (28.6)	0.19 (4.8)	15000 (1034)
3/8 NPT	15M6	SS-FMA-NT6-15M6	1.63 (41.3)	1.13 (28.6)	0.25 (6.4)	15000 (1034)
3/8 NPT	15M8	SS-FMA-NT6-15M8	1.69 (42.9)	1.13 (28.6)	0.37 (9.5)	15000 (1034)
1/2 NPT	15M2	SS-FMA-NT8-15M2	1.63 (41.3)	1.37 (34.9)	0.09 (2.4)	15000 (1034)
1/2 NPT	15M4	SS-FMA-NT8-15M4	1.75 (44.5)	1.37 (34.9)	0.19 (4.8)	15000 (1034)
1/2 NPT	15M6	SS-FMA-NT8-15M6	1.87 (47.6)	1.37 (34.9)	0.25 (6.4)	15000 (1034)
1/2 NPT	15M8	SS-FMA-NT8-15M8	1.87 (47.6)	1.37 (34.9)	0.37 (9.5)	15000 (1034)
3/4 NPT	15M2	SS-FMA-NT12-15M2	1.69 (42.9)	1.50 (38.1)	0.09 (2.4)	10000 (690)
3/4 NPT	15M4	SS-FMA-NT12-15M4	1.87 (47.6)	1.50 (38.1)	0.19 (4.8)	10000 (690)
3/4 NPT	15M6	SS-FMA-NT12-15M6	1.94 (49.2)	1.50 (38.1)	0.25 (6.4)	10000 (690)
3/4 NPT	15M8	SS-FMA-NT12-15M8	1.94 (49.2)	1.50 (38.1)	0.37 (9.5)	10000 (690)
1 NPT	15M2	SS-FMA-NT16-15M2	2.00 (50.8)	1.75 (44.5)	0.09 (2.4)	10000 (690)
1 NPT	15M4	SS-FMA-NT16-15M4	2.13 (54.0)	1.75 (44.5)	0.19 (4.8)	10000 (690)
1 NPT	15M6	SS-FMA-NT16-15M6	2.19 (55.6)	1.75 (44.5)	0.25 (6.4)	10000 (690)
1 NPT	15M8	SS-FMA-NT16-15M8	2.19 (55.6)	1.75 (44.5)	0.37 (9.5)	10000 (690)

Female NPT Threads to 20 Series Male



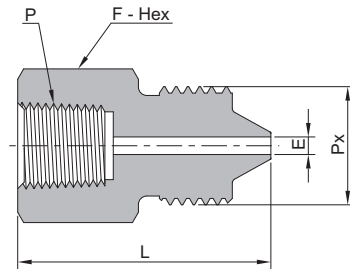
Female NPT Threads			20 Series Male			
P-Connection Type	Px-Connection Type	Ordering Number	Dimension, in. (mm)			Working Pressure psig (bar)
			L	F	E	
1/8 NPT	20M4	SS-FMA-NT2-20M4	1.25 (31.8)	0.63 (15.9)	0.11 (2.8)	15000 (1034)
1/8 NPT	20M6	SS-FMA-NT2-20M6	1.37 (34.9)	0.63 (15.9)	0.20 (5.2)	15000 (1034)
1/8 NPT	20M9	SS-FMA-NT2-20M9	1.50 (38.1)	0.94 (23.8)	0.31 (7.9)	15000 (1034)
1/8 NPT	20M12	SS-FMA-NT2-20M12	1.75 (44.5)	1.19 (30.2)	0.31 (7.9)	15000 (1034)
1/8 NPT	20M16	SS-FMA-NT2-20M16	2.37 (60.3)	1.50 (38.1)	0.31 (7.9)	15000 (1034)
1/4 NPT	20M4	SS-FMA-NT4-20M4	1.44 (36.5)	0.94 (23.8)	0.11 (2.8)	15000 (1034)
1/4 NPT	20M6	SS-FMA-NT4-20M6	1.63 (41.3)	0.94 (23.8)	0.20 (5.2)	15000 (1034)
1/4 NPT	20M9	SS-FMA-NT4-20M9	1.75 (44.5)	0.94 (23.8)	0.31 (7.9)	15000 (1034)
1/4 NPT	20M12	SS-FMA-NT4-20M12	1.87 (47.6)	1.19 (30.2)	0.41 (10.4)	15000 (1034)
1/4 NPT	20M16	SS-FMA-NT4-20M16	2.37 (60.3)	1.50 (38.1)	0.41 (10.4)	15000 (1034)
3/8 NPT	20M4	SS-FMA-NT6-20M4	1.50 (38.1)	1.13 (28.6)	0.11 (2.8)	15000 (1034)
3/8 NPT	20M6	SS-FMA-NT6-20M6	1.69 (42.9)	1.13 (28.6)	0.20 (5.2)	15000 (1034)
3/8 NPT	20M9	SS-FMA-NT6-20M9	1.81 (46.0)	1.13 (28.6)	0.31 (7.9)	15000 (1034)
3/8 NPT	20M12	SS-FMA-NT6-20M12	2.00 (58.0)	1.19 (30.2)	0.44 (11.1)	15000 (1034)
3/8 NPT	20M16	SS-FMA-NT6-20M16	2.37 (60.3)	1.50 (38.1)	0.56 (14.3)	15000 (1034)
1/2 NPT	20M4	SS-FMA-NT8-20M4	1.75 (44.5)	1.37 (34.9)	0.11 (2.8)	15000 (1034)
1/2 NPT	20M6	SS-FMA-NT8-20M6	1.87 (47.6)	1.37 (34.9)	0.20 (5.2)	15000 (1034)
1/2 NPT	20M9	SS-FMA-NT8-20M9	2.06 (52.4)	1.37 (34.9)	0.31 (7.9)	15000 (1034)
1/2 NPT	20M12	SS-FMA-NT8-20M12	2.19 (55.6)	1.37 (34.9)	0.44 (11.1)	15000 (1034)
1/2 NPT	20M16	SS-FMA-NT8-20M16	2.56 (65.1)	1.50 (38.1)	0.56 (14.3)	15000 (1034)
3/4 NPT	20M4	SS-FMA-NT12-20M4	1.81 (46.0)	1.50 (38.1)	0.11 (2.8)	10000 (690)
3/4 NPT	20M6	SS-FMA-NT12-20M6	1.94 (49.2)	1.50 (38.1)	0.20 (5.2)	10000 (690)
3/4 NPT	20M9	SS-FMA-NT12-20M9	2.13 (54.0)	1.50 (38.1)	0.31 (7.9)	10000 (690)
3/4 NPT	20M12	SS-FMA-NT12-20M12	2.31 (58.7)	1.50 (38.1)	0.44 (11.1)	10000 (690)
3/4 NPT	20M16	SS-FMA-NT12-20M16	2.75 (69.9)	1.50 (38.1)	0.56 (14.3)	10000 (690)
1 NPT	20M4	SS-FMA-NT16-20M4	2.06 (52.4)	1.75 (44.5)	0.11 (2.8)	10000 (690)
1 NPT	20M6	SS-FMA-NT16-20M6	2.19 (55.6)	1.75 (44.5)	0.20 (5.2)	10000 (690)
1 NPT	20M9	SS-FMA-NT16-20M9	2.44 (61.9)	1.75 (44.5)	0.31 (7.9)	10000 (690)
1 NPT	20M12	SS-FMA-NT16-20M12	2.56 (63.5)	1.75 (44.5)	0.44 (11.1)	10000 (690)
1 NPT	20M16	SS-FMA-NT16-20M16	3.06 (77.8)	1.75 (44.5)	0.56 (14.3)	10000 (690)

Female NPT Threads to 20 Series Coned and Threaded Nipples



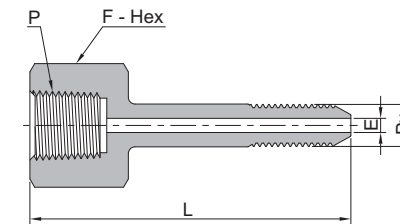
Female NPT Threads			20 Series Coned and Threaded Nipples			
P-Connection Type	Px-Connection Type	Ordering Number	Dimension, in. (mm)			Working Pressure psig (bar)
			L	F	E	
1/8 NPT	2CT4	SS-FMA-NT2-2CT4	1.50 (38.1)	0.63 (15.9)	0.11 (2.8)	15000 (1034)
1/8 NPT	2CT6	SS-FMA-NT2-2CT6	1.75 (44.5)	0.63 (15.9)	0.20 (5.2)	15000 (1034)
1/8 NPT	2CT9	SS-FMA-NT2-2CT9	1.94 (49.2)	0.63 (15.9)	0.31 (7.9)	15000 (1034)
1/8 NPT	2CT12	SS-FMA-NT2-2CT12	2.13 (54.0)	0.87 (22.2)	0.31 (7.9)	15000 (1034)
1/8 NPT	2CT16	SS-FMA-NT2-2CT16	2.81 (71.4)	1.13 (28.6)	0.31 (7.9)	15000 (1034)
1/4 NPT	2CT4	SS-FMA-NT4-2CT4	1.75 (44.5)	0.94 (23.8)	0.11 (2.8)	15000 (1034)
1/4 NPT	2CT6	SS-FMA-NT4-2CT6	2.00 (50.8)	0.94 (23.8)	0.20 (5.2)	15000 (1034)
1/4 NPT	2CT9	SS-FMA-NT4-2CT9	2.19 (55.6)	0.94 (23.8)	0.31 (7.9)	15000 (1034)
1/4 NPT	2CT12	SS-FMA-NT4-2CT12	2.44 (61.9)	1.13 (28.6)	0.41 (10.4)	15000 (1034)
1/4 NPT	2CT16	SS-FMA-NT4-2CT16	2.94 (74.6)	1.13 (28.6)	0.41 (10.4)	15000 (1034)
3/8 NPT	2CT6	SS-FMA-NT6-2CT6	2.06 (52.4)	1.13 (28.6)	0.20 (5.2)	15000 (1034)
3/8 NPT	2CT9	SS-FMA-NT6-2CT9	2.25 (57.2)	1.13 (28.6)	0.31 (7.9)	15000 (1034)
3/8 NPT	2CT12	SS-FMA-NT6-2CT12	2.50 (63.5)	1.13 (28.6)	0.44 (11.1)	15000 (1034)
3/8 NPT	2CT16	SS-FMA-NT6-2CT16	3.00 (76.2)	1.13 (28.6)	0.56 (14.3)	15000 (1034)
1/2 NPT	2CT9	SS-FMA-NT8-2CT9	2.50 (63.5)	1.37 (34.9)	0.31 (7.9)	15000 (1034)
1/2 NPT	2CT12	SS-FMA-NT8-2CT12	2.75 (69.9)	1.37 (34.9)	0.44 (11.1)	15000 (1034)
1/2 NPT	2CT16	SS-FMA-NT8-2CT16	3.25 (82.6)	1.37 (34.9)	0.56 (14.3)	15000 (1034)
3/4 NPT	2CT9	SS-FMA-NT12-2CT9	2.56 (65.1)	1.50 (38.1)	0.31 (7.9)	10000 (690)
3/4 NPT	2CT12	SS-FMA-NT12-2CT12	2.81 (71.4)	1.50 (38.1)	0.44 (11.1)	10000 (690)
3/4 NPT	2CT16	SS-FMA-NT12-2CT16	3.39 (86.0)	1.50 (38.1)	0.56 (14.3)	10000 (690)
1 NPT	2CT12	SS-FMA-NT16-2CT12	3.13 (79.4)	1.75 (44.5)	0.44 (11.1)	10000 (690)
1 NPT	2CT16	SS-FMA-NT16-2CT16	3.63 (92.2)	1.75 (44.5)	0.56 (14.3)	10000 (690)

Female NPT Threads to 60 Series Male



Female NPT Threads			60 Series Male			
P-Connection Type	Px-Connection Type	Ordering Number	Dimension, in. (mm)			Working Pressure psig (bar)
			L	F	E	
1/8 NPT	60M4	SS-FMA-NT2-60M4	1.19 (30.2)	0.63 (15.9)	008 (2.1)	15000 (1034)
1/8 NPT	60M6	SS-FMA-NT2-60M6	1.37 (34.9)	0.81 (20.6)	013 (3.2)	15000 (1034)
1/8 NPT	60M9	SS-FMA-NT2-60M9	1.63 (41.3)	1.19 (30.2)	019 (4.8)	15000 (1034)
1/4 NPT	60M4	SS-FMA-NT4-60M4	1.37 (34.9)	0.94 (23.8)	008 (2.1)	15000 (1034)
1/4 NPT	60M6	SS-FMA-NT4-60M6	1.63 (41.3)	0.94 (23.8)	013 (3.2)	15000 (1034)
1/4 NPT	60M9	SS-FMA-NT4-60M9	1.75 (44.5)	1.19 (30.2)	019 (4.8)	15000 (1034)
3/8 NPT	60M4	SS-FMA-NT6-60M4	1.44 (36.5)	1.13 (28.6)	008 (2.1)	15000 (1034)
3/8 NPT	60M6	SS-FMA-NT6-60M6	1.69 (42.9)	1.13 (28.6)	013 (3.2)	15000 (1034)
3/8 NPT	60M9	SS-FMA-NT6-60M9	1.81 (46.0)	1.19 (30.2)	019 (4.8)	15000 (1034)
1/2 NPT	60M4	SS-FMA-NT8-60M4	1.69 (42.9)	1.37 (34.9)	008 (2.1)	15000 (1034)
1/2 NPT	60M6	SS-FMA-NT8-60M6	1.94 (49.2)	1.37 (34.9)	013 (3.2)	15000 (1034)
1/2 NPT	60M9	SS-FMA-NT8-60M9	2.13 (54.0)	1.37 (34.9)	019 (4.8)	15000 (1034)
3/4 NPT	60M4	SS-FMA-NT12-60M4	1.75 (44.5)	1.50 (38.1)	008 (2.1)	10000 (690)
3/4 NPT	60M6	SS-FMA-NT12-60M6	2.00 (50.8)	1.50 (38.1)	013 (3.2)	10000 (690)
3/4 NPT	60M9	SS-FMA-NT12-60M9	2.19 (55.6)	1.50 (38.1)	019 (4.8)	10000 (690)
1 NPT	60M4	SS-FMA-NT16-60M4	2.00 (50.8)	1.75 (44.5)	008 (2.1)	10000 (690)
1 NPT	60M6	SS-FMA-NT16-60M6	2.25 (57.2)	1.75 (44.5)	013 (3.2)	10000 (690)
1 NPT	60M9	SS-FMA-NT16-60M9	2.44 (61.9)	1.75 (44.5)	019 (4.8)	10000 (690)

Female NPT Threads to 60 Series Coned and Threaded Nipples



Female NPT Threads			60 Series Coned and Threaded Nipples			
P-Connection Type	Px-Connection Type	Ordering Number	Dimension, in. (mm)			Working Pressure psig (bar)
			L	F	E	
1/8 NPT	6CT4	SS-FMA-NT2-6CT4	1.87 (47.6)	0.63 (15.9)	008 (2.1)	15000 (1034)
1/8 NPT	6CT6	SS-FMA-NT2-6CT6	2.19 (55.6)	0.63 (15.9)	013 (3.2)	15000 (1034)
1/4 NPT	6CT4	SS-FMA-NT4-6CT4	2.13 (54.0)	0.94 (23.8)	008 (2.1)	15000 (1034)
1/4 NPT	6CT6	SS-FMA-NT4-6CT6	2.50 (63.5)	0.94 (23.8)	013 (3.2)	15000 (1034)
1/4 NPT	6CT9	SS-FMA-NT4-6CT9	3.06 (77.8)	0.94 (23.8)	019 (4.8)	15000 (1034)
3/8 NPT	6CT4	SS-FMA-NT6-6CT4	2.13 (54.0)	1.13 (28.6)	008 (2.1)	15000 (1034)
3/8 NPT	6CT6	SS-FMA-NT6-6CT6	2.50 (63.5)	1.13 (28.6)	013 (3.2)	15000 (1034)
3/8 NPT	6CT9	SS-FMA-NT6-6CT9	3.13 (79.4)	1.13 (28.6)	019 (4.8)	15000 (1034)
1/2 NPT	6CT4	SS-FMA-NT8-6CT4	2.37 (60.3)	1.37 (34.9)	008 (2.1)	15000 (1034)
1/2 NPT	6CT6	SS-FMA-NT8-6CT6	2.75 (69.9)	1.37 (34.9)	013 (3.2)	15000 (1034)
1/2 NPT	6CT9	SS-FMA-NT8-6CT9	3.31 (84.2)	1.37 (34.9)	019 (4.8)	15000 (1034)
3/4 NPT	6CT4	SS-FMA-NT12-6CT4	2.44 (61.9)	1.50 (38.1)	008 (2.1)	10000 (690)
3/4 NPT	6CT6	SS-FMA-NT12-6CT6	2.81 (71.4)	1.50 (38.1)	013 (3.2)	10000 (690)
3/4 NPT	6CT9	SS-FMA-NT12-6CT9	3.38 (85.8)	1.50 (38.1)	019 (4.8)	10000 (690)
1 NPT	6CT4	SS-FMA-NT16-6CT4	2.69 (68.3)	1.75 (44.5)	008 (2.1)	10000 (690)
1 NPT	6CT6	SS-FMA-NT16-6CT6	3.10 (78.8)	1.75 (44.5)	013 (3.2)	10000 (690)
1 NPT	6CT9	SS-FMA-NT16-6CT9	3.69 (93.8)	1.75 (44.5)	019 (4.8)	10000 (690)