Rometec srl - www.rometec.it - Rometec srl - www.rometec.it - Rometec srl - www.rometec.it

ABSPERRKLAPPEN

Allgemeine Informationen

ACG 274 BP (Zwischenflansch) / 284 (Endflansch)
2-teilige PTFE Absperrklappen werden eingesetzt zum Absperren, Drosseln und Regeln von hoch korrosiven Gasen, Flüssigkeiten, Schlamm und Pulver, blasensicher dicht schließend.
Diese Ventile sind konstruiert um eine Vielfalt von Anwendungen abzudecken in Industrien wie Halbleiter, Chemie und Pharma, Papier und Kartonagen, Grubenindustrie, Lebensmittel und Getränke, Zucker und Raffinierien, Abwasser, Luftreinhaltung, Öl und Gas, Reinigungsmaschinen, Schiffindustrie und viele andere mehr. ACG 2-teilige PTFE Absperrklappen sind deshalb Ihre beste Wahl für die Kontrolle von hoch korrosiven und scheuernden Medien.

Spezifikation

Anschlüsse: 274BP Zwischenflansch, 284BP Endflansch
Nenndurchmesser: DN50-DN500
Standard Differenzdruck: 10 bar
Maximaler Differenzdruck:
16 bar für DN50-DN300
10 bar für DN350-DN500
Flanschanschlüsse: EN1092 PN10, PN16.
ASME B16.5 Class 150
Baulänge: EN558 Reihe 20, API609 Table 1
Topflansch: ISO5211
Temperaturbereich: -10°C bis 180°C
(In Abhängigkeit von Druck, Medium und Material)
Gehäuse: Sphäroguss, Karbonstahl, Edelstahl
Scheibe: PTFE, SS304, SS316, SS316L, EN1.4410, EN1.4529
Sitzdichtung: PTFE mit EPDM (oder Viton) Stützring

BUTTERFLY VALVES

General information

ACG 274 BP (Wafer) / 284 (Lug) 2-pieces PTFE lined butterfly valves are used to shut-off, throttle and regulate highly corrosive gases, liquids, slurries and powers a bubble tight shut-off. These valves are designed to handle a variety pf applications in the semi conductor chemical, petrochemical, pulp and paper, mining, food and beverage, sugar refining, sewage, air pollution control, oil and gas and shipbuilding industries. ACG designed 2-pieces PTFE lined butterfly valve is therefore your best choice for controlling highly corrosive and abrasive fluids.

Spezification

Connection: 274BP Wafer, 284BP Lug
Nominal diameter: DN50-DN500
Standard differential pressure: 10 bar
Maximal differential pressure:
16 bar for DN50-DN300
10 bar for DN350-DN500
Flange accommodation: EN1092 PN10, PN16.
ASME B16.5 Class 150
Face to face: EN558 Series 20, API609 Table 1
Top flange: ISO5211
Temperature range: -10°C to 180°C
(Depending on pressure, medium and material)
Body: Ductile iron, carbon steel, stainless steel
Disc: PTFE, SS304, SS316, SS316L, EN1.4410, EN1.4529
Seat: PTFE with EPDM (or Viton) backup

VALVOLE A FARFALLA

Informazioni generali

ACG 274 BP (Wafer) / 284 (Lug)
Le valvole a 2 pezzi PTFE sono utilizzati per chiusura, strozzamento e regolazione di fluidi di gas altamente corrosivi, fluidi, fango, carta e polveri, per una chiusura a tenuta perfetta anti bollicine. Le valvole sono disegnati per l'utilizzo per applicazioni nell'industria semi conduttori, chimica, petrochimica, carta e cartoni, miniera, alimentazione e bevande, raffinerie, zucchero, acque sporche, controllo pulizia aria, petrolio e gas e industria navale. Le valvole ACG a 2 pezzi PTFE è la Vostra migliore scelta per fluidi corrosivi ed abrasivi.

Specifica

Connessione: 274BP Wafer, 284BP Lug
Diametro nominale: DN50-DN500
Pressione differenziale standard: 10 bar
Pressione massima differenziale:
16 bar per DN50-DN300
10 bar per DN350-DN500
Attacco flangiato: EN1092 PN10, PN16.
ASME B16.5 Class 150
Lunghezza: EN558 Series 20, API609 Table 1
Interfaccia: ISO5211
Gamma temperature: -10°C to 180°C
(dipende da pressione, fluido e materiale)
Corpo: Ghisa sferoidale, acciaio carbonio e inox
Disco: PTFE, SS304, SS316, SS316L, EN1.4410, EN1.4529
Sede: PTFE con anello di supporto EPDM (o Viton)





TÜVRheinland ZERTIFIZIERT
Management System ISO 9001:2015
www.tuv.com

Rometec srl - www.rometec.it - Rometec srl - www.rometec.it - Rometec srl - www.rometec.it

Rometec srl - www.rometec.it - Rometec srl - www.rometec.it - Rometec srl - www.rometec.it

TECHNISCHE VORTEILE
TECHNICAL ADVANTAGES
VANTAGGI TECNICI

1 Furche an der Welle zeigt die Stellung der Klappenscheibe.
Groove on the stem showing direction of the disc.
Lo spacco sullo stelo indica la posizione del disco.

2 Topflansch nach ISO5211 in Verbindung mit Vierkantwelle erlaubt Direktmontage von Schwenkantrieben ohne zusätzliche Montagebrücken und Adaptionen.
Topflange according to ISO5221, together with square stem, makes it suitable for direct mounting of actuators, without using bracket.
L'interfaccia secondo ISO5221 in combinazione con stelo a quadro permette il montaggio diretto di attuatori senza ulteriori bracket e giunti.

3 Furche am Topflansch lässt eventuelle Nässe entweichen und schützt somit den Schwenkantrieb.
Unique groove on the top flange getting rid of wetness, gives a very good protection to actuators.
Lo spacco sull'interfaccia ISO5221 permette a eventuale umidità di poter sfuggire e quindi protegge l'attuatore.

4 Edelstahlscheibe schützt Welle vor Ausblasen.
Stainless steel retainer preventing stem blow-out.
Disco in inox impedisce allo stelo di poter fuoriuscire.

5 RPTFE + Graphit Buchsen bieten exellente Lagerung, speziell wenn mit Schwenkantrieben automatisiert.
RPTFE + graphite bearings provide excellent support, especially if actuators are used for automation purposes.
Bussole in RPTFE e grafite garantiscono perfetto allineamento e sono specialmente idoneo per l'automazione con attuatori.

6 Multinorm-Zentrieraugen geeignet für verschiedene Normflansche: EN1092 PN10, PN16, ASME B16.5 Class 150.
Multi-standard alignment holes suitable for various standard of flanges: EN1092 PN10, PN16, ASME B16.5 Class 150.
Orecchie di centraggio multinorma per fissaggio tra flangie diverse tipo: EN1092 PN10, PN16, ASME B16.5 Class 150.

7 Extra breite Dichtfläche für erweiterten Korrosionschutz.
Extra wide sealing face for corrosion resistance.
Piano di tenuta extra largo per ulteriore protezione anticorrosione.

8 Starke und zuverlässige Vierkant Wellenverbindung zwischen Scheibe und Welle.
Square transmission between disc and shaft is strong and reliable.
Connessione forte ed affidabile a quadro tra stelo e disco.

9 2-teiliges Gehäuse für bequeme Wartung und Austausch von Teilen.
Two piece body design.
Corpo a 2 pezzi per manutenzione comoda e sosituzione particolari.

10 2-teiliges Gehäuse für bequeme Wartung und Austausch von Teilen.
Two piece body design.
Corpo a 2 pezzi per manutenzione comoda e sosituzione particolari.

11 Dachförmige (V) spezielle Schnittstelle zwischen Scheibe und Dichtring für besseres Dichtverhalten.
Chevron shape Interface between disc and seat for better sealing.
Interfaccia a forma di tetto (V) tra disco e sede per migliorare la tenuta.

12 Federunterstützter Stützring mit dachförmiger (V) Abdichtung für sicheres Dichten.
Spring loaded back up together with V-chevron sealing, to ensure safe tightness.
Tenuta a forma di tetto (V) con supporto di molle a tazza migliorano la tenuta.

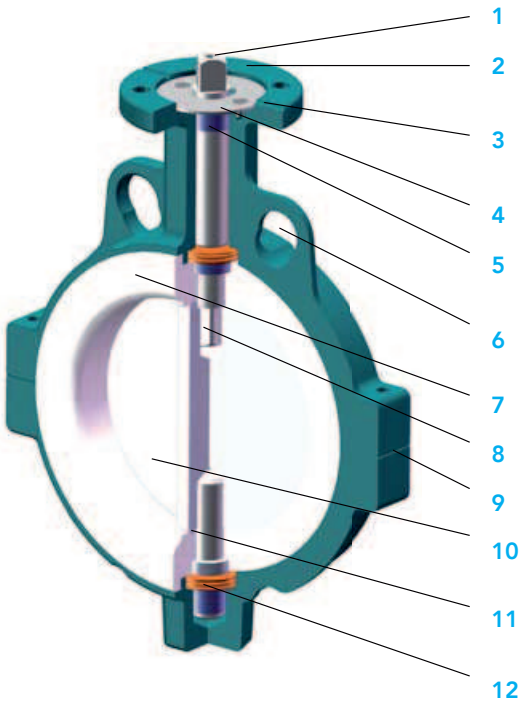

Rometec srl - www.rometec.it - Rometec srl - www.rometec.it - Rometec srl - www.rometec.it

Rometec srl - www.rometec.it - Rometec srl - www.rometec.it - Rometec srl - www.rometec.it

ABSPERRKLAPPEN
ABMESSUNGEN

BUTTERFLY VALVES
DIMENSIONS

VALVOLE A FARFALLA
DIMENSIONI

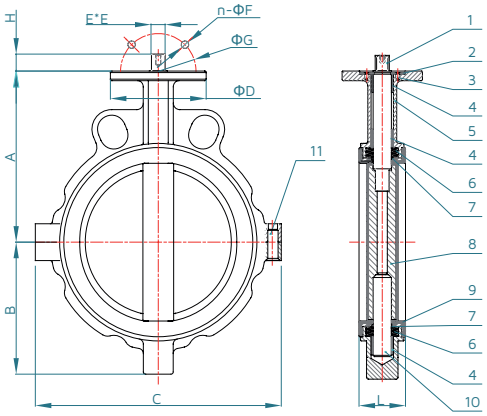

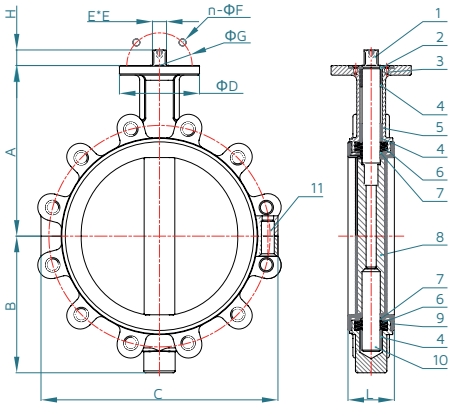

Absperrklappe mit beschichteter Scheibe
Fully lined butterfly valve
Valvola a farfalla con disco rivestito

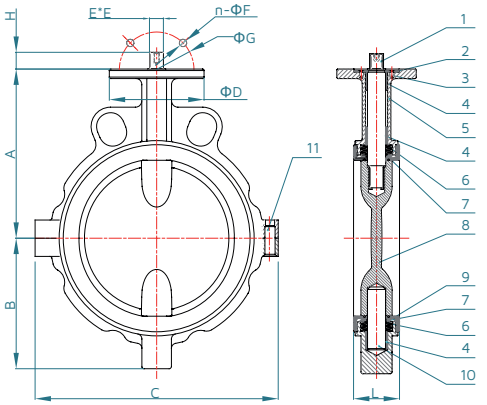

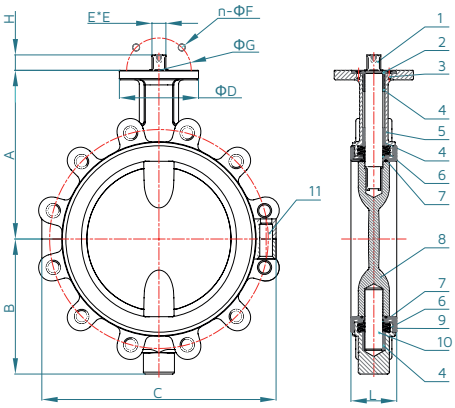

Absperrklappe ohne beschichtete Scheibe
Half lined butterfly valve
Valvola a farfalla con disco senza rivestimento

Alle Maße in mm - All dimensions in mm - Tutte le dimensioni in mm

DN	A	B	C	D	E	F	n	G	H	L
DN50	138	74	130	65	11	7	4	50	13,5	47
DN65	140	82	150	65	11	7	4	50	13,5	50
DN80	140	90	164	65	11	7	4	50	13,5	50
DN100	160	116	188	90	14	9	4	70	17,5	55,5
DN125	175	133	220	90	14	9	4	70	17,5	59
DN150	189	146	252	90	17	9	4	70	18,5	59
DN200	230	180	305	125	22	11	4	102	24,5	63
DN250	260	217	370	125	22	11	4	102	24,5	73
DN300	302	254	430	140	27	11	4	102	26,5	81
DN350	333	275	470	140	27	14	4	125	30,5	81
DN400	408	311	565	175	27	18	4	140	30,5	91
DN450	410	338	620	210	36	22	4	165	39	110
DN500	495	375	695	210	46	22	4	165	49	130

Rometec srl - www.rometec.it - Rometec srl - www.rometec.it - Rometec srl - www.rometec.it

Rometec srl - www.rometec.it - Rometec srl - www.rometec.it - Rometec srl - www.rometec.it

WERKSTOFFE
MONTAGEHINWEISE

MATERIAL
INSTALLATIONGUIDE

MATERIALI
ISTRUZIONI DI MONTAGGIO

Nr	Beschreibung	Material	Part name	Material	Descrizione	Materiale
1	Obere Welle	Edelstahl	Upper stem	Stainless steel	Stelo superiore	Acciaio inox
2	Sicherungsplatte	Edelstahl	Preventing plate	Stainless steel	Plastrina ritenzione	Acciaio inox
3	Schraube	Edelstahl	Screws	Stainless steel	Vite	Acciaio inox
4	Lager	PTFE, Graphitverstärkt	Bushing	PTFE with graphite reinforced	Bussola	PTFE caricato grafite
5	Gehäuse	Sphäroguss, Karbonstahl, Edelstahl	Body	Ductile iron, carbon steel, stainless steel	Corpo	Ghisa sferoidale, acciaio al carbonio o inossidabile
6	Federringe Scheibe	Edelstahl	Disc spring	Stainless steel	Dischi a molle	Acciaio inox
7	Sicherungsscheibe	PTFE	Washer	PTFE	Anello	PTFE
8	Scheibe	PTFE, SS304, SS316, SS216L, EN 1.4410, EN 1.4529	Disc	PTFE, SS304, SS316, SS216L, EN 1.4410, EN 1.4529	Disco	PTFE, SS304, SS316, SS216L, EN 1.4410, EN 1.4529
9	Dichtung	PTFE mit EPDM Stützring PTFE mit Viton Stützring	Seat	PTFE with EPDM backup PTFE with Viton backup	Sede	PTFE con anello di supporto EPDM o Viton
10	Untere Welle	Edelstahl	Lower stem	Stainless steel	Stelo inferiore	Acciaio inox
11	Schraube	Edelstahl	Screw	Stainless steel	Vite	Acciaio inox

Montagehinweise

- Prüfen Sie, dass die Angaben auf dem Typenschild ihren Anforderungen hinsichtlich Druckstufe, Temperaturen und Medium entsprechen.
- Die Rohrleitung muss gerade sein und die Flansche zueinander parallel.
- Zwischen den Flanschen muss ein Abstand sein, welcher der Baulänge der Absperrklappe entspricht.
- Die Absperrklappe kann in beliebiger Position montiert werden.
- Vor der Installation muss die Rohrleitung von Schmutz und Überbleibsel von Schweissresten gesäubert werden, um eine Beschädigung der Dichtung zu verhindern.
- Schweissarbeiten dürfen nicht in Nähe der Absperrklappe ausgeführt werden, da Schweissrückstände die Dichtung beschädigen können.
- Positionieren Sie die Absperrklappe in geschlossener Stellung zwischen den Flanschen.
- Prüfen Sie, dass die Flansche die Dichtung bzw. deren Dichtfläche abdecken. Danach können Sie die Bolzen bzw. Schrauben an den Flanschen per Hand anziehen.
- Bitte die Absperrklappe vorsichtig öffnen und schließen um zu prüfen, dass die Scheibe mittig sitzt und nicht die Flansche berührt. Bei offener Klappenscheibenstellung können Sie nun die Schrauben mit einem Schraubenschlüssel über Kreuz anziehen.

Installationguide

- Check that the specifications on the identification plate meet the requirements regarding pressure, temperature and media.
- The piping must have a straight line and the flanges have to be parallel.
- There must be a distance between the flanges, corresponding to the face-to-face dimensions of the butterlfy valve.
- The butterfly valve can be mounted in any direction.
- Before commissioning, the pipework has to be rinsed out to remove dirt and remnants of welding material, to avoid damage of the liner.
- Welding operations may not be performed nearby the butterfly valve, as welding drops can damage the liner.
- Carefully place the butterfly valve between the flanges, with the disc in closed position.
- Check that the flange covers the area of the liner. Afterwards tighten the bolt on the flange by hand.
- Carefully open and close the valve to check that the disc centralizes and the disc does not touch the flange. With the disc in the open position, tighten crosswise with a wrench.

Guida installazione

- Controllate che le specifiche sulla targhetta corrispondi alle Vostre necessità in merito a pressioni, temperature e fluidi.
- La tubazione deve essere diritta e le flangie devono essere parallele.
- La distanza differenziale tra le flangie deve corrispondere alla lunghezza totale del corpo della valvola a farfalla.
- La valvola può essere montata in ogni direzione desiderata.
- Prima dell'installazione bisogna pulire la tubazione togliendo residui di saldature e sporcizie onde evitare di danneggiare la sede.
- Lavori di saldatura sono da farsi lontano dalla valvola a farfalla, perchè residui di saldatura potrebberò danneggiare la sede.
- Posizionate la valvola a farfalla tra le flangie in posizione chiusa.
- Accertatevi che le flangie coprino la superficie di tenuta della valvola a farfalla. Dopodichè potrete fissare i tiranti tra le flangie a mano.
- Provate con attenzione ad aprire e chiudere la valvola a farfalla ed accercatevi che il disco sia seduto centralmente e che non tocchi le flangie. In posizione aperta potrete poi fissare i tiranti in sequenza a croce con una chiave per dadi.

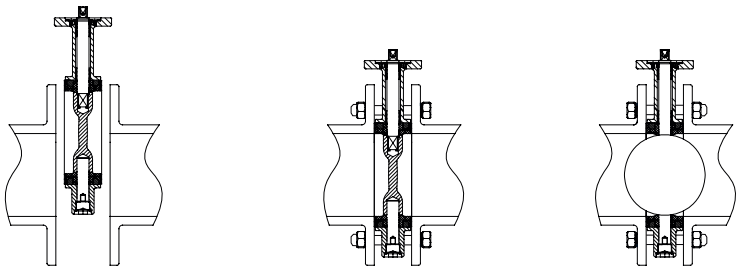

Der Inhalt des Kataloges ist vertraulich und Eigentum von ACG. Technische Änderungen sind ohne vorherige Mitteilung vorbehalten.
The content of this catalogue are confidental and proprietary to ACG, we reserve the right to change the specifications without any notice.

Rometec srl - www.rometec.it - Rometec srl - www.rometec.it - Rometec srl - www.rometec.it

Rometec srl - www.rometec.it - Rometec srl - www.rometec.it - Rometec srl - www.rometec.it

AUTOMATION CENTER GERMANY

(valves+actuators)² since 1993

ABSPERRKLAPPEN
GRAUGUß

Zwischenflansch-Absperrklappe
2-teilige Ausführung

Betätigung: ISO5211-DIN 3337
Anschlüsse: Für Montage zwischen Flansche EN1092 PN10/16-ANSI125/150
Baulänge: EN558 Reihe 20 (frühere DIN3202 K1)
Gehäuse: GGG40 Sphäroguß
Scheibe: Edelstahl 1.4408
Größen: DN50-DN400
Dichtungen: PTFE mit EPDM Stützring (Viton Stützring auf Anfrage)

BUTTERFLY VALVES
CAST IRON

Wafer type butterfly valve
2-piece design

Interface: ISO5211-DIN 3337
Connection: For mounting between flanges EN1092 PN10/16-ANSI125/150
Lenght: EN558 row 20 (former DIN3202 K1)
Body: GGG40 cast iron
Disc: Stainless steel AISI316
Sizes: DN50-DN400
Seat + seal: PTFE with EPDM backup (Viton backup on request)

VALVOLE A FARFALLA
GHISA

Valvola a farfalla Wafer
disegno a 2 pezzi

Interfaccia: ISO5211-DIN 3337
Attacchi: Per montaggio tra flangie EN1092 PN10/16-ANSI125/150
Lunghezza: EN558 serie 20 (prima DIN3202 K1)
Corpo: GGG40 ghisa sferoidale
Disco: Acciaio inox AISI316
Misure: DN50-DN400 (DN400-DN1400 su richiesta)
Guarnizioni: PTFE con anello di supporto EPDM (Anello di supporto Viton su richiesta)



Pneumatic DA
D274



Pneumatic SR
S274



Electric
E274



Hand lever
H274



Valve Only
V274

DN	50	65	80	100	125	150	200	250	300	350	400
Actuator DA	30	60	60	120	360	360	360	360	AC-A160	AC-A210	AC-A210
Actuator SR	120	120	120	120	360	360	360	AC-A160S12	AC-A190S12	AC-A270S12	AC-A270S12
Actuator BT	38	60	60	90	170	170	350	ALE500	ALE800	ALE1100	ALE1500
Mit doppeltwirkendem peumatischen Antrieb DA				**With double-acting pneumatic actuator DA**				**Con attuatore pneumatico doppio effetto DA**			
Art.	D274BPE09	D274BPE10	D274BPE11	D274BPE12	D274BPE13	D274BPE14	D274BPE15	D274BPE16	D274BPE17	D274BPE18	D274BPE19
Mit einfachwirkendem peumatischen Antrieb SR				**With spring return pneumatic actuator SR**				**Con attuatore pneumatico semplice effetto SR**			
Art.	S274BPE09	S274BPE10	S274BPE11	S274BPE12	S274BPE13	S274BPE14	S274BPE15	S274BPE16	S274BPE17	S274BPE18	S274BPE19
Mit elektrischem Antrieb blu-e-torque BT				**With electric actuator blu-e-torque BT**				**Con attuatore elettrico blu-e-torque BT**			
Art.	E274BPE09	E274BPE10	E274BPE11	E274BPE12	E274BPE13	E274BPE14	E274BPE15	E274BPE16	E274BPE17	E274BPE18	E274BPE19
Mit manuellem Handhebel H				**With manual hand lever H**				**Con leva manuale H**			
Art.	H274BPE09	H274BPE10	H274BPE11	H274BPE12	H274BPE13	H274BPE14	H274BPE15	H274BPE16	HG274BPE17	HG274BPE18	HG274BPE19
Nur Ventil				**Valve only**				**Valvola sola**			
Art.	V274BPE09	V274BPE10	V274BPE11	V274BPE12	V274BPE13	V274BPE14	V274BPE15	V274BPE16	V274BPE17	V274BPE18	V274BPE19

D 2 7 4 B P E 0 9

Betätigung Actuation Azionamento
D DA Double-acting pneumatic actuator
S SR Spring return pneumatic actuator
E Electric actuator
H Hand lever manual - HG Manual gear
V Valve only as a spare part

Serie
Wafer

Dichtung Seat+seal Guarnizioni
BPE PTFE

Nennweite Size Dimensione
09 DN50 15 DN200
10 DN65 16 DN250
11 DN80 17 DN300
12 DN100 18 DN350
13 DN125 19 DN400

TÜVRheinland ZERTIFIZIERT
Management System ISO 9001:2015
www.tuv.com

Rometec srl - www.rometec.it - Rometec srl - www.rometec.it - Rometec srl - www.rometec.it

Rometec srl - www.rometec.it - Rometec srl - www.rometec.it - Rometec srl - www.rometec.it

MAßZEICHNUNGEN

DIMENSIONAL DRAWINGS

DISEGNI DIMENSIONI

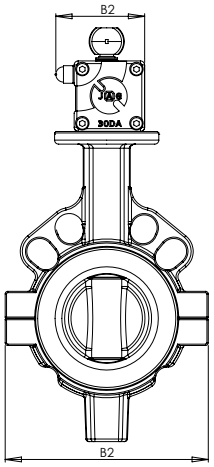

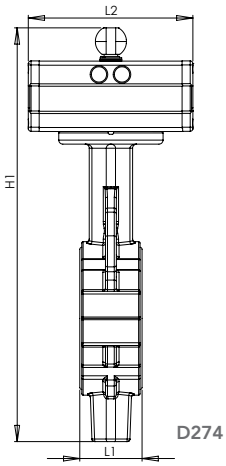

D274

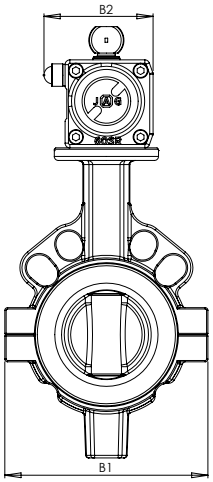

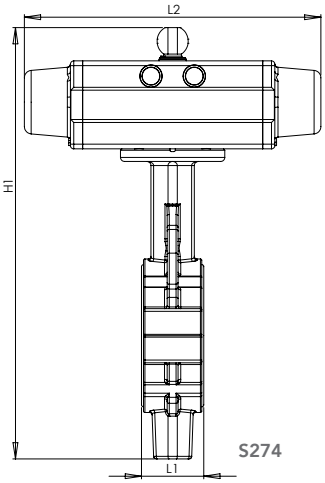

S274

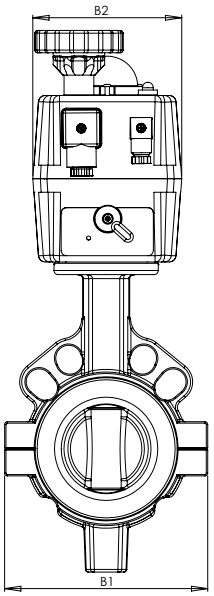

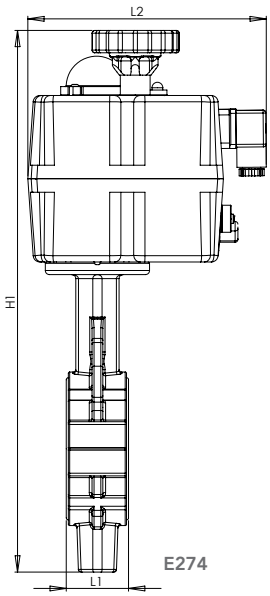

E274

Alle Maße in mm
All dimensions in mm
Tutte le dimensioni in mm

DN	L1 D274 S274 E274	L2 D274 S274 E274	B1 D274 S274 E274	B2 D274 S274 E274	H1 D274 S274 E274
50	47 47 47	122 300 181	130 130 130	66,5 66,5 110	284 312 381
65	50 50 50	151 300 181	150 150 150	80,6 95,6 110	307 322 418
80	50 50 50	151 300 181	164 164 164	80,6 95,6 110	315 330 426
100	55,5 55,5 55,5	198 300 181	188 188 188	95,6 95,6 110	376 376 472
125	59 59 59	270 270 235	220 220 220	130,5 130,5 214	438 438 562
150	59 59 59	270 270 235	252 252 252	130,5 130,5 214	465 465 589
200	63 63 63	270 270 235	305 305 305	130,5 130,5 214	540 540 627
250	73 73 73	270 458 358	370 370 370	130,5 174 256	607 704 773
300	81 81 81	458 534 383	430 430 430	174 206 279	783 816 890
350	81 81 81	532 722 383	470 470 470	226 294 279	890 961 939
400	91 91 91	532 722 372	565 565 565	226 294 295	1004 1075 1249

Rometec srl - www.rometec.it - Rometec srl - www.rometec.it - Rometec srl - www.rometec.it

Rometec srl - www.rometec.it - Rometec srl - www.rometec.it - Rometec srl - www.rometec.it

ABSPERRKLAPPEN
GRAUGUß

Endflansch-Absperrklappe
2-teilige Ausführung

Betätigung: ISO5211-DIN 3337
Anschlüsse: Für Montage als Endarmatur mit Flansche EN1092 PN10/16-ANSI125/150
Baulänge: EN558 Reihe 20 (frühere DIN3202 K1)
Gehäuse: GGG40 Sphäroguß
Scheibe: Edelstahl 1.4408
Größen: DN50-DN400
Dichtungen: PTFE mit EPDM Stützring (Viton Stützring auf Anfrage)

BUTTERFLY VALVES
CAST IRON

LUG type butterfly valve
2-piece design

Interface: ISO5211-DIN 3337
Connection: For mounting end of line with flanges EN1092 PN10/16-ANSI125/150
Lenght: EN558 row 20 (former DIN3202 K1)
Body: GGG40 cast iron
Disc: Stainless steel AISI316
Sizes: DN50-DN400
Seat + seal: PTFE with EPDM backup (Viton backup on request)

VALVOLE A FARFALLA
GHISA

Valvola a farfalla LUG
disegno a 2 pezzi

Interfaccia: ISO5211-DIN 3337
Attacchi: Per montaggio fine tubazione con flangie EN1092 PN10/16-ANSI125/150
Lunghezza: EN558 serie 20 (prima DIN3202 K1)
Corpo: GGG40 ghisa sferoidale
Disco: Acciaio inox AISI316
Misure: DN50-DN400 (DN400-DN1400 su richiesta)
Guarnizioni: PTFE con anello di supporto EPDM (Anello di supporto Viton su richiesta)


Pneumatic DA
D284


Pneumatic SR
S284


Electric
E284


Hand lever
H284


Valve Only
V284

DN	50	65	80	100	125	150	200	250	300	350	400
Actuator DA	30	60	60	120	360	360	360	360	AC-A160	AC-A210	AC-A210
Actuator SR	120	120	120	120	360	360	360	AC-A160S12	AC-A190S12	AC-A270S12	AC-A270S12
Actuator BT	38	60	60	90	170	170	350	ALE500	ALE800	ALE1100	ALE1500
Mit doppeltwirkendem peumatischen Antrieb DA				With double-acting pneumatic actuator DA				Con attuatore pneumatico doppio effetto DA			
Art.	D284BPE09	D284BPE10	D284BPE11	D284BPE12	D284BPE13	D284BPE14	D284BPE15	D284BPE16	D284BPE17	D284BPE18	D284BPE19
Mit einfachwirkendem peumatischen Antrieb SR				With spring return pneumatic actuator SR				Con attuatore pneumatico semplice effetto SR			
Art.	S284BPE09	S284BPE10	S284BPE11	S284BPE12	S284BPE13	S284BPE14	S284BPE15	S284BPE16	S284BPE17	S284BPE18	S284BPE19
Mit elektrischem Antrieb blu-e-torque BT				With electric actuator blu-e-torque BT				Con attuatore elettrico blu-e-torque BT			
Art.	E284BPE09	E284BPE10	E284BPE11	E284BPE12	E284BPE13	E284BPE14	E284BPE15	E284BPE16	E284BPE17	E284BPE18	E284BPE19
Mit manuellem Handhebel H				With manual hand lever H				Con leva manuale H			
Art.	H284BPE09	H284BPE10	H284BPE11	H284BPE12	H284BPE13	H284BPE14	H284BPE15	H284BPE16	HG284BPE17	HG284BPE18	HG284BPE19
Nur Ventil				Valve only				Valvola sola			
Art.	V284BPE09	V284BPE10	V284BPE11	V284BPE12	V284BPE13	V284BPE14	V284BPE15	V284BPE16	V284BPE17	V284BPE18	V284BPE19

D 2 8 4 B P E 0 9

Betätigung Actuation Azionamento
D DA Double-acting pneumatic actuator
S SR Spring return pneumatic actuator
E Electric actuator
H Hand lever manual - HG Manual gear
V Valve only as a spare part

Serie
LUG

Dichtung Seat+seal Guarnizioni
BPE PTFE

Nennweite Size Dimensione
09 DN50 15 DN200
10 DN65 16 DN250
11 DN80 17 DN300
12 DN100 18 DN350
13 DN125 19 DN400

Management System ISO 9001:2015
TÜVRheinland ZERTIFIZIERT
www.tuv.com

Rometec srl - www.rometec.it - Rometec srl - www.rometec.it - Rometec srl - www.rometec.it

Rometec srl - www.rometec.it - Rometec srl - www.rometec.it - Rometec srl - www.rometec.it

MAßZEICHNUNGEN

DIMENSIONAL DRAWINGS

DISEGNI DIMENSIONI



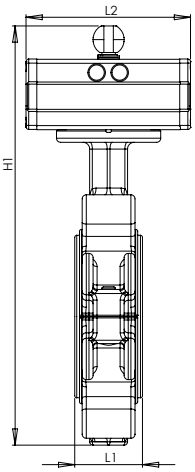

D284



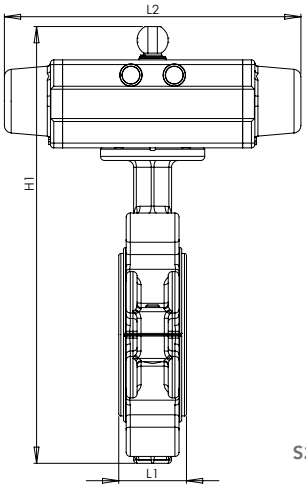

S284

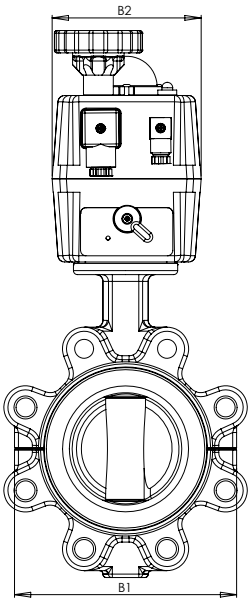

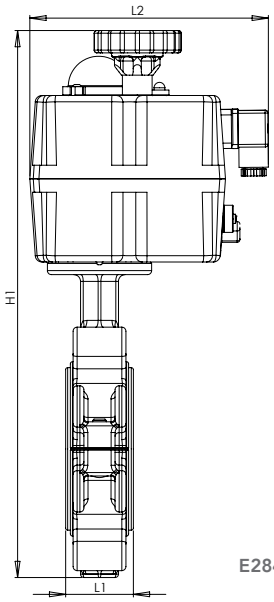

E284

Alle Maße in mm
All dimensions in mm
Tutte le dimensioni in mm

DN	L1 D284 S284 E284	L2 D284 S284 E284	B1 D284 S284 E284	B2 D284 S284 E284	H1 D284 S284 E284
50	47 47 47	122 300 181	130 130 130	66,5 66,5 110	284 312 381
65	50 50 50	151 300 181	150 150 150	80,6 95,6 110	307 322 418
80	50 50 50	151 300 181	164 164 164	80,6 95,6 110	315 330 426
100	55,5 55,5 55,5	198 300 181	188 188 188	95,6 95,6 110	376 376 472
125	59 59 59	270 270 235	220 220 220	130,5 130,5 214	438 438 562
150	59 59 59	270 270 235	252 252 252	130,5 130,5 214	465 465 589
200	63 63 63	270 270 235	305 305 305	130,5 130,5 214	540 540 627
250	73 73 73	270 458 358	370 370 370	130,5 174 256	607 704 773
300	81 81 81	458 534 383	430 430 430	174 206 279	783 816 890
350	81 81 81	532 722 383	470 470 470	226 294 279	890 961 939
400	91 91 91	532 722 372	565 565 565	226 294 295	1004 1075 1249

Rometec srl - www.rometec.it - Rometec srl - www.rometec.it - Rometec srl - www.rometec.it

Rometec srl - www.rometec.it - Rometec srl - www.rometec.it - Rometec srl - www.rometec.it

AUTOMATION CENTER GERMANY

(valves+actuators)² since 1993

ABSPERRKLAPPEN
EDELSTAHL

Zwischenflansch-Absperrklappe
2-teilige Ausführung

Betätigung: ISO5211-DIN 3337
Anschlüsse: Für Montage zwischen Flansche EN1092 PN10/16-ANSI125/150
Gehäuse: Edelstahl 1.4408
Scheibe: Edelstahl 1.4408
Größen: DN50-DN400
Dichtungen: PTFE mit EPDM Stützring (Viton Stützring auf Anfrage)

BUTTERFLY VALVES
STAINLESS STEEL

Wafer type butterfly valve
2-piece design

Interface: ISO5211-DIN 3337
Connection: For mounting between flanges EN1092 PN10/16-ANSI125/150
Body: Stainless steel AISI316
Disc: Stainless steel AISI316
Sizes: DN50-DN400
Seat + seal: PTFE with EPDM backup (Viton backup on request)

VALVOLE A FARFALLA
ACCIAIO INOX

Valvola a farfalla Wafer
disegno a 2 pezzi

Interfaccia: ISO5211-DIN 3337
Attacchi: Per montaggio tra flangie EN1092 PN10/16-ANSI125/150
Corpo: Acciaio inox AISI316
Disco: Acciaio inox AISI316
Misure: DN50-DN400 (DN400-DN1400 su richiesta)
Guarnizioni: PTFE con anello di supporto EPDM (Anello di supporto Viton su richiesta)



Pneumatic DA
D474



Pneumatic SR
S474



Electric
E474



Hand lever
H474



Valve Only
V474

DN	50	65	80	100	125	150	200	250	300	350	400
Actuator DA	30	60	60	120	360	360	360	360	AC-A160	AC-A210	AC-A210
Actuator SR	120	120	120	120	360	360	360	AC-A160S12	AC-A190S12	AC-A270S12	AC-A270S12
Actuator BT	38	60	60	90	170	170	350	ALE500	ALE800	ALE1100	ALE1500
Mit doppeltwirkendem peumatischen Antrieb DA				**With double-acting pneumatic actuator DA**				**Con attuatore pneumatico doppio effetto DA**			
Art.	D474APE09	D474APE10	D474APE11	D474APE12	D474APE13	D474APE14	D474APE15	D474APE16	D474APE17	D474APE18	D474APE19
Euro	Preise auf Anfrage - Prices on request - Prezzi su richiesta										
Mit einfachwirkendem peumatischen Antrieb SR				**With spring return pneumatic actuator SR**				**Con attuatore pneumatico semplice effetto SR**			
Art.	S474APE09	S474APE10	S474APE11	S474APE12	S474APE13	S474APE14	S474APE15	S474APE16	S474APE17	S474APE18	S474APE19
Euro	Preise auf Anfrage - Prices on request - Prezzi su richiesta										
Mit elektrischem Antrieb blu-e-torque BT				**With electric actuator blu-e-torque BT**				**Con attuatore elettrico blu-e-torque BT**			
Art.	E474APE09	E474APE10	E474APE11	E474APE12	E474APE13	E474APE14	E474APE15	E474APE16	E474APE17	E474APE18	E474APE19
Euro	Preise auf Anfrage - Prices on request - Prezzi su richiesta										
Mit manuellem Handhebel H				**With manual hand lever H**				**Con leva manuale H**			
Art.	H474APE09	H474APE10	H474APE11	H474APE12	H474APE13	H474APE14	H474APE15	H474APE16	H474APE17	H474APE18	H474APE19
Euro	Preise auf Anfrage - Prices on request - Prezzi su richiesta										
Nur Ventil				**Valve only**				**Valvola sola**			
Art.	V474APE09	V474APE10	V474APE11	V474APE12	V474APE13	V474APE14	V474APE15	V474APE16	V474APE17	V474APE18	V474APE19
Euro	Preise auf Anfrage - Prices on request - Prezzi su richiesta										

D 4 7 4 A P E 0 9

Betätigung Actuation Azionamento
- D DA Double-acting pneumatic actuator
- S SR Spring return pneumatic actuator
- E Electric actuator
- H Hand lever manual
- V Valve only as a spare part

Serie
Wafer

Dichtung
Seat+seal
Guarnizioni
APE PTFE

Nennweite Size Dimensione
09 DN50 15 DN200
10 DN65 16 DN250
11 DN80 17 DN300
12 DN100 18 DN350
13 DN125 19 DN400

TÜVRheinland ZERTIFIZIERT
Management System ISO 9001:2015
www.tuv.com

Rometec srl - www.rometec.it - Rometec srl - www.rometec.it - Rometec srl - www.rometec.it

Rometec srl - www.rometec.it - Rometec srl - www.rometec.it - Rometec srl - www.rometec.it

MAßZEICHNUNGEN

DIMENSIONAL DRAWINGS

DISEGNI DIMENSIONI

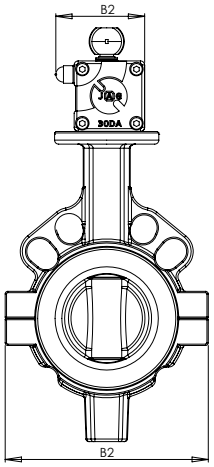

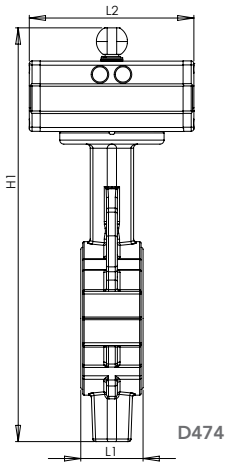

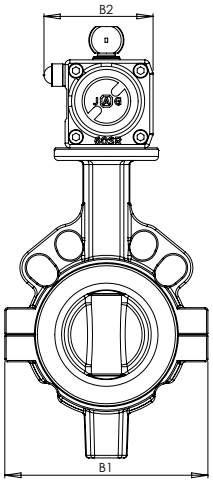

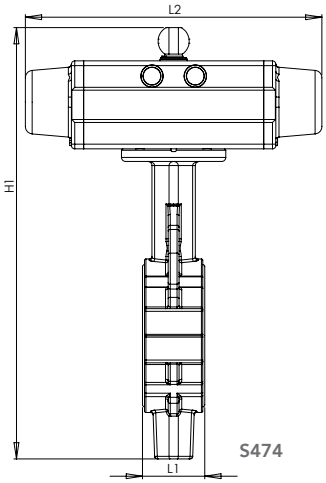

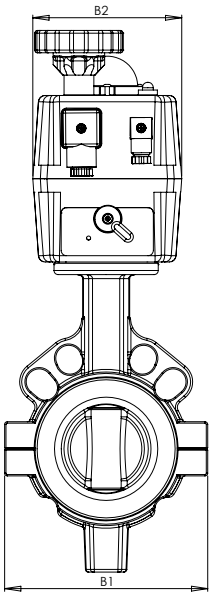

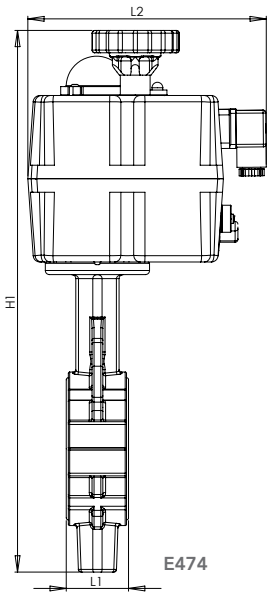

Alle Maße in mm
All dimensions in mm
Tutte le dimensioni in mm

DN	L1 D474 S474 E474	L2 D474 S474 E474	B1 D474 S474 E474	B2 D474 S474 E474	H1 D474 S474 E474
50	47 47 47	122 300 181	130 130 130	66,5 66,5 110	284 312 381
65	50 50 50	151 300 181	150 150 150	80,6 95,6 110	307 322 418
80	50 50 50	151 300 181	164 164 164	80,6 95,6 110	315 330 426
100	55,5 55,5 55,5	198 300 181	188 188 188	95,6 95,6 110	376 376 472
125	59 59 59	270 270 235	220 220 220	130,5 130,5 214	438 438 562
150	59 59 59	270 270 235	252 252 252	130,5 130,5 214	465 465 589
200	63 63 63	270 270 235	305 305 305	130,5 130,5 214	540 540 627
250	73 73 73	270 458 358	370 370 370	130,5 174 256	607 704 773
300	81 81 81	458 534 383	430 430 430	174 206 279	783 816 890
350	81 81 81	532 722 383	470 470 470	226 294 279	890 961 939
400	91 91 91	532 722 372	565 565 565	226 294 295	1004 1075 1249

Rometec srl - www.rometec.it - Rometec srl - www.rometec.it - Rometec srl - www.rometec.it

Rometec srl - www.rometec.it - Rometec srl - www.rometec.it - Rometec srl - www.rometec.it

AUTOMATION CENTER GERMANY

(valves+actuators)² since 1993

ABSPERRKLAPPEN
EDELSTAHL

Endflansch-Absperrklappe
2-teilige Ausführung

Betätigung: ISO5211-DIN 3337
Anschlüsse: Für Montage als Endarmatur mit Flansche EN1092 PN10/16-ANSI125/150
Gehäuse: Edelstahl 1.4408
Scheibe: Edelstahl 1.4408
Größen: DN50-DN400
Dichtungen: PTFE mit EPDM Stützring (Viton Stützring auf Anfrage)

BUTTERFLY VALVES
STAINLESS STEEL

LUG type butterfly valve
2-piece design

Interface: ISO5211-DIN 3337
Connection: For mounting end of line with flanges EN1092 PN10/16-ANSI125/150
Body: Stainless steel AISI316
Disc: Stainless steel AISI316
Sizes: DN50-DN400
Seat + seal: PTFE with EPDM backup (Viton backup on request)

VALVOLE A FARFALLA
ACCIAIO INOX

Valvola a farfalla LUG
disegno a 2 pezzi

Interfaccia: ISO5211-DIN 3337
Attacchi: Per montaggio fine tubazione con flangie EN1092 PN10/16-ANSI125/150
Corpo: Acciaio inox AISI316
Disco: Acciaio inox AISI316
Misure: DN50-DN400 (DN400-DN1400 su richiesta)
Guarnizioni: PTFE con anello di supporto EPDM (Anello di supporto Viton su richiesta)



Pneumatic DA
D484



Pneumatic SR
S484



Electric
E484



Hand lever
H484



Valve Only
V484

DN	50	65	80	100	125	150	200	250	300	350	400
Actuator DA	30	60	60	120	360	360	360	360	AC-A160	AC-A210	AC-A210
Actuator SR	120	120	120	120	360	360	360	AC-A160S12	AC-A190S12	AC-A270S12	AC-A270S12
Actuator BT	38	60	60	90	170	170	350	ALE500	ALE800	ALE1100	ALE1500
Mit doppeltwirkendem peumatischen Antrieb DA				**With double-acting pneumatic actuator DA**				**Con attuatore pneumatico doppio effetto DA**			
Art.	D484APE09	D484APE10	D484APE11	D484APE12	D484APE13	D484APE14	D484APE15	D484APE16	D484APE17	D484APE18	D484APE19
Euro	Preise auf Anfrage - Prices on request - Prezzi su richiesta										
Mit einfachwirkendem peumatischen Antrieb SR				**With spring return pneumatic actuator SR**				**Con attuatore pneumatico semplice effetto SR**			
Art.	S484APE09	S484APE10	S484APE11	S484APE12	S484APE13	S484APE14	S484APE15	S484APE16	S484APE17	S484APE18	S484APE19
Euro	Preise auf Anfrage - Prices on request - Prezzi su richiesta										
Mit elektrischem Antrieb blu-e-torque BT				**With electric actuator blu-e-torque BT**				**Con attuatore elettrico blu-e-torque BT**			
Art.	E484APE09	E484APE10	E484APE11	E484APE12	E484APE13	E484APE14	E484APE15	E484APE16	E484APE17	E484APE18	E484APE19
Euro	Preise auf Anfrage - Prices on request - Prezzi su richiesta										
Mit manuellem Handhebel H				**With manual hand lever H**				**Con leva manuale H**			
Art.	H484APE09	H484APE10	H484APE11	H484APE12	H484APE13	H484APE14	H484APE15	H484APE16	H484APE17	H484APE18	H484APE19
Euro	Preise auf Anfrage - Prices on request - Prezzi su richiesta										
Nur Ventil				**Valve only**				**Valvola sola**			
Art.	V484APE09	V484APE10	V484APE11	V484APE12	V484APE13	V484APE14	V484APE15	V484APE16	V484APE17	V484APE18	V484APE19
Euro	Preise auf Anfrage - Prices on request - Prezzi su richiesta										

D 4 8 4 A P E 0 9

Betätigung Actuation Azionamento
- D DA Double-acting pneumatic actuator
- S SR Spring return pneumatic actuator
- E Electric actuator
- H Hand lever manual
- V Valve only as a spare part

Serie
LUG

Dichtung Seat+seal Guarnizioni
APE PTFE

Nennweite Size Dimensione
09 DN50 15 DN200
10 DN65 16 DN250
11 DN80 17 DN300
12 DN100 18 DN350
13 DN125 19 DN400

TÜVRheinland ZERTIFIZIERT
Management System ISO 9001:2015
www.tuv.com

Rometec srl - www.rometec.it - Rometec srl - www.rometec.it - Rometec srl - www.rometec.it

Rometec srl - www.rometec.it - Rometec srl - www.rometec.it - Rometec srl - www.rometec.it

MAßZEICHNUNGEN

DIMENSIONAL DRAWINGS

DISEGNI DIMENSIONI



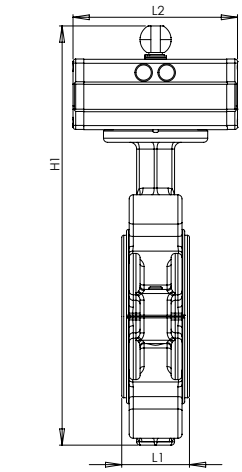

D484



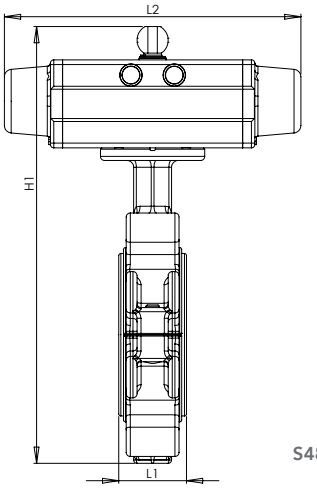

S484

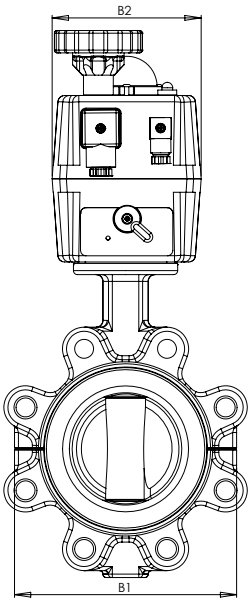

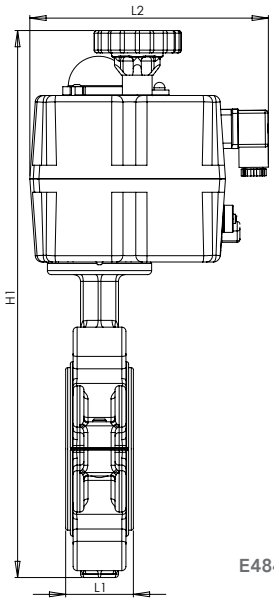

E484

Alle Maße in mm
All dimensions in mm
Tutte le dimensioni in mm

DN	L1 D484 S484 E484	L2 D484 S484 E484	B1 D484 S484 E484	B2 D484 S484 E484	H1 D484 S484 E484
50	47 47 47	122 300 181	130 130 130	66,5 66,5 110	284 312 381
65	50 50 50	151 300 181	150 150 150	80,6 95,6 110	307 322 418
80	50 50 50	151 300 181	164 164 164	80,6 95,6 110	315 330 426
100	55,5 55,5 55,5	198 300 181	188 188 188	95,6 95,6 110	376 376 472
125	59 59 59	270 270 235	220 220 220	130,5 130,5 214	438 438 562
150	59 59 59	270 270 235	252 252 252	130,5 130,5 214	465 465 589
200	63 63 63	270 270 235	305 305 305	130,5 130,5 214	540 540 627
250	73 73 73	270 458 358	370 370 370	130,5 174 256	607 704 773
300	81 81 81	458 534 383	430 430 430	174 206 279	783 816 890
350	81 81 81	532 722 383	470 470 470	226 294 279	890 961 939
400	91 91 91	532 722 372	565 565 565	226 294 295	1004 1075 1249

Rometec srl - www.rometec.it - Rometec srl - www.rometec.it - Rometec srl - www.rometec.it

Rometec srl - www.rometec.it - Rometec srl - www.rometec.it - Rometec srl - www.rometec.it

AUTOMATION
CENTER
GERMANY

(valves+actuators)² since 1993

ABSPERRKLAPPEN

Allgemeine Informationen

Lebensmittel- und Getränkeindustrie
Schiffsbau
Wasserversorgung
Kraftwerke
Chemische und petrochemische Industrie
Pharmaindustrie
Lack- und Farbindustrie
Hausbau
Papier- und Kartonindustrie

Spezifikation

Nenndurchmesser: DN40-DN2000
Standard Differenzdruck:
16 bar für DN40-DN200; 10 bar für DN250-DN2000
Maximaler Differenzdruck:
20 bar für DN40-DN600, 16 bar für DN700-DN2000
Vacuum: 0.001 bar absolut (in Abhängigkeit von Medium und Temperatur)
Flanschanschlüsse:
- DN40-DN300: EN1092 PN10, PN16. ASME B16.5 Class 150. JIS B 2239 10K, 16K. BS10 Table D, Table E.
- DN350-DN2000: EN1092 PN10, PN16. ASME B16.5 Class 150. BS10 Table D, Table E.

Baulänge: EN558 Reihe 20, API609 Table 1
Topflansch: EN ISO5211
Temperaturbereich: -20°C bis 180°C
(In Abhängigkeit von Druck, Medium und Material)
Dichtheitstest: ISO 5208 Rate A, API 598 Table 5
(Medium Wasser)

BUTTERFLY VALVES

General applications

Food and beverage industries
Shipbuilding
Water treatments
Power plants
Chemical and petrochemical industries
Pharmaceutical industries
Painting industries
Civil engineering
Pulp and paper industries

Specification

Nominal diameter: DN40-DN2000
Standard differential pressure:
16 bar for DN40-DN200; 10 bar for DN250-DN2000
Maximal differential pressure:
20 bar for DN40-DN600, 16 bar for DN700-DN2000
Vacuum: 0.001 bar absolute (depending on medium and temperature)
Flange accommodation:
- DN40-DN300: EN1092 PN10, PN16. ASME B16.5 Class 150. JIS B 2239 10K, 16K. BS10 Table D, Table E.
- DN350-DN2000: EN1092 PN10, PN16. ASME B16.5 Class 150. BS10 Table D, Table E.

Face to face: EN558 Series 20, API609 Table 1
Top flange: EN ISO5211
Temperature range: -20°C to 180°C
(Depending on pressure, medium and material)
Tightness test: ISO 5208 Rate A, API 598 Table 5
(medium water)

VALVOLE A FARFALLA

Applicazioni generali

Industria alimentare e bevande
Industria navale
Trattamento acque
Impianti d'energia
Impianti chimici e petrochimici
Industria farmaceutica
Industria vernici
Ingegneria civile
Industria carta e cartoni

Specifica

Diametro nominale: DN40-DN2000
Pressione differenziale standard:
16 bar per DN40-DN200; 10 bar per DN250-DN2000
Pressione massima differenziale:
20 bar per DN40-DN600, 16 bar per DN700-DN2000
Vuoto: 0.001 bar assoluto (dependente da fluido e temperatura)
Attacco flangiato:
- DN40-DN300: EN1092 PN10, PN16. ASME B16.5 Class 150. JIS B 2239 10K, 16K. BS10 Table D, Table E.
- DN350-DN2000: EN1092 PN10, PN16. ASME B16.5 Class 150. BS10 Table D, Table E.

Lunghezza: EN558 Series 20, API609 Table 1
Interfaccia: EN ISO5211
Gamma temperature: -20°C a 180°C
(Dependente da pressione, fluido e materiale)
Test di tenuta: ISO 5208 Rate A, API 598 Table 5
(fluido acqua)



TÜVRheinland ZERTIFIZIERT
Management System
ISO 9001:2015
www.tuv.com

Rometec srl - www.rometec.it - Rometec srl - www.rometec.it - Rometec srl - www.rometec.it

Rometec srl - www.rometec.it - Rometec srl - www.rometec.it - Rometec srl - www.rometec.it

TECHNISCHE VORTEILE
TECHNICAL ADVANTAGES
VANTAGGI TECNICI

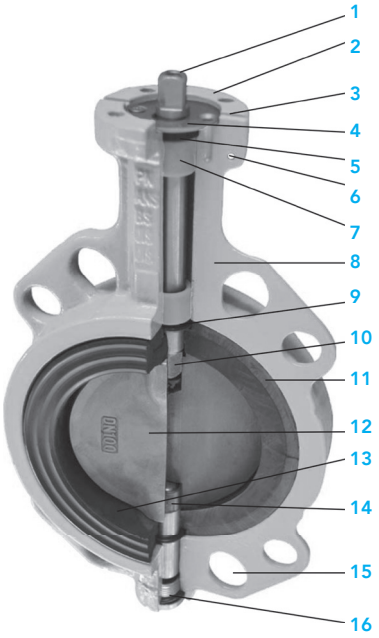

1 Furche an der Welle zeigt die Stellung der Klappenscheibe.
Groove on the stem showing direction of the disc.
Lo spacco sullo stelo indica la posizione del disco.

2 Topflansch nach ISO5211 in Verbindung mit Vierkantwelle erlaubt Direktmontage von Schwenkantrieben ohne zusätzliche Montagebrücken und Adaptionen.
Topflange according to ISO5221, together with square stem, makes it suitable for direct mounting of actuators, without using bracket.
L'interfaccia secondo ISO5221 in combinazione con stelo permette il montaggio con braket e giunti.

3 Furche am Topflansch lässt eventuelle Nässe entweichen und schützt somit den Schwenkantrieb.
Unique groove on the top flange getting rid of wetness, gives a very good protection to actuators.
Lo spacco sull'interfaccia ISO5221 permette a eventuale umidità di poter sfuggire e quindi protegge l'attuatore.

4 Edelstahlscheibe schützt Welle vor Ausblasen.
Stainless steel retainer preventing stem blow-out.
Disco in inox impedisce allo stelo di poter fuoriuscire.

5 U-Förmige Dichtung garantiert Wetterschutz.
U-type ring provides weather sealing.
Guarnizione a forma di U garantisce l'impermeabilità.

6 Einzigartige Bohrung für Anbringung von Haken oder Typenschilder.
Unique hole convenient for hanging of manual book or tag identification.
Unico foro per montaggio di gancio oppure targhetta identificazione.

7 RPTFE+Graphit garantieren perfekte Lagerung, speziell geeignet für die Automatisierung mit Schwenkantrieben.
RPTFE+graphite bearings provide excellent support, especially if actuators are used for automation purposes.
5 bussole in RPTFE e grafite garantiscono perfetto allineamento e sono specialmente idoneo per l'automazione con attuatori.

8 Gehäuse standardmäßig aus Sphäroguss garantiert bessere mechanische Eigenschaften.
Standard ductile iron body, providing higher mechanical properties.
Corpo in ghisa sferiodale come standard garantisce caratteristiche meccaniche superiori.

9 Austauschbare weitere O-Ringe in der Manschette an oberer und unterer Welle bieten einen zusätzlichen Schutz und Dichtigkeit and der Spindel.
Replaceable O-rings inside the seat by upper and lower shaft, are extraordinary sealing and prevent leakage by the stem.
O-Ring ausiliari all'interno della guarnizione su stelo superiore ed inferiore garantiscono ulteriore tenuta ed evitano perdite sullo stelo.

10 Vierkant-Verbindungen zwischen Scheibe und Welle ist stark und zuverlässig.
Square transmission between disc and shaft is strong and reliable.
Trasmissione a quadro tra disco e stelo è forte ed affidabile.

11 Gummimanschette auf harten Stützring aufvulkanisiert hält die Gummiman schette bei Montage zwischen Flanschen in Position, sogar unter Vakuum.
Hard back ring keeping the rubber stationary even under vacuum conditions and also ensure mounting between flanges without seat displacement.
Guarnizione vulcanizzato su anello di sostegno duro ne garantisce il posizionamento perfetto quando montato tra flangie, anche sotto vuoto.

12 Stromlinienförmige und ausreichend dimensionierte Scheibe für bessere KV-Werte.
Streamline disc fpr better Kv with enough strenght.
Disco a linea aerodinamica, ma robusta, garantisce valori KV migliori.

13 Einzigartige Kontaktflächenform auf der Manschette reduziert das Öffnungs-moment und erhöht die Lebensdauer der Manschette. Sie sparen Geld und haben weniger Ausfallzeiten.
Unique contacting curve slope inside the seat reduces the opening torque and increases life time of the sealing. You save money and have less downtime.
Unica forma di contatto sulla sede riduce il momento torcente in apertura ed allunga la vita funzionale della sede. Risparmi denaro ed avrai meno tempi di fermo impianto.

14 Patentierte Lösung mit verstärkter Lagerung am Drehpunkt der Scheibe am unteren Ende der Absperrklappe. Diese Lösung in Verbindung mit der starken Fixierwelle reduziert die Friktion und garantiert perfekte Zentrierung und lange Lebensdauer.
Patented solution on disc turning point in bottom of the valve with reinforced bearing inside the disc, where rotation occurs. This reduce friction and ensure perfect centering and long lifetime together with the strong fixing shaft.
Soluzione brevettata con bussola rinforzata nell'asse di rotazione del disco in fondo valvola. Questa soluzione insieme allo stelo di fissaggio di notevole struttura garantisce allineamento perfetto e lunga vita di servizio.

15 Multinorm Zentrieraugen geeignet für Montage zwischen Flansche Typ: EN1092 PN10, PN16, ASME B16.5 Class150, JIS B2239 10K, 16K, BS10 Table D, Table E.
Multi-standard alignment holes suitable for various standard of flanges: EN1092 PN10, PN16, ASME B16.5 Class150, JIS B2239 10K, 16K, BS10 Table D, Table E.
Orrecchie di centraggio multinorme per fissaggio tra flangie diverse tipo: EN1092 PN10, PN16, ASME B16.5 Class150, JIS B2239 10K, 16K, BS10 Table D, Table E.

16 O-Ring gedichteter Stopfen verhindert jeglichen Verlust an der Welle.
Plug with O-ring sealing eliminates any leakage from the stem.

Rometec srl - www.rometec.it - Rometec srl - www.rometec.it - Rometec srl - www.rometec.it

Rometec srl - www.rometec.it - Rometec srl - www.rometec.it - Rometec srl - www.rometec.it

TABELLE MEDIUMRESISTENZ

LINER	GEEIGNET FÜR	UNGEEIGNET FÜR
EPDM	Wasser, Dampf, Alkohol, Glykol, Natronlauge, Ozon, Lebensmittel, Glyzerin, Milch, Sauerstoff, Luft, gesättigte Salzlösung, Eisenchlorid, Gelatine, trockener Wasserstoff, Sulfid, Kaliumchlorid, Natrium, Magnesium Chlorid	Mineralöl, Chlorverbindungen, Ketone, Acetyl, Chlorid, Asphalt, Brom, Butan, Butanol, Benzin, Diesel, Säure, Fischöl, Freon, Chlor, neutrales Gas, Abgas, Salpetersäure
NBR	Mineralöl, Fett, Luft, Meerwasser, Gas, Borsäure, Aluminiumchlorid, Ammoniak Gas, Zitronensäure, Diesel, Fischöl, Benzin, Gelatine, Glyzerin, Magnesium Chlorid, Milchsäure, Leinöl, neutrales Gas	Ozon, Aceton, Anilin, Chlordioxid, Chromsäure, Phenol, Ethylacetat, Freon 21+22+23, heiße Salpetersäure, Styrol, Schwefelwasserstoff, Isopropylacetat, Sauerstoff, Schwefelsäure
NATURAL RUBBER	Scheuermedien, Aluminiumchlorid, flüssige Zuckerrüben, Borsäure, Kaliumchlorid, Zitronensäure, Magnesium Chlorid, ferritisches Nitrat, Methansäure, Gelatine, Zucker, Glyzerin, Milchsäure, Stickstoff	Dampf, Anilin, Asphalt, Butadien, Diesel, Ethan, Ethyl, Acetat, Hydrauliköl, Chlorwasserstoffsäure, Leinöl, Methan, Mineralöl, Sauerstoff, Styrol, Sojabohnenöl, Terpentin
HYPALON	Mineral, organische und anorganische Chemikalien, Sauerstoff, Fischöl, Glyzerin, Zitronensäure, Ozon, Natriumsulfat	Ammoniak, Diesel, Fett, Keton, Methyl, Phenol, Propyl, Brom,Salpetersäure, Teer, Harnstoff, Lack, Lektin
SILIKON	Lebensmittel, Ammoniakgas, Barium, Borsäure, Kalium, Disulfit, Zitronensäure, cyanid Kupfer, Glyzerin, Stickstoff, Milchsäure	Dampf und heißes Wasser (max. 100°C), Asphalt, Diesel, Ethan, Freon, Ethylchlorid, Methan, Salpetersäure, Olivenöl, Propan, Terpentin
FPM	Öl, Mineralsäure, Fett, Phosphor, Gerbsäure, Gelatine, Glykol, Sauerstoff, Löschkalk, Kohlesäure, Erdgas, Brei, Salz, Zucker, Schwefel	Heißes Wasser, Dampf, Keton, Ammoniakgas, Aceton, Formaldehyd, Zellulose, Acetat, Freon, Harnstoff, Essigsäure, Methyl
FPM-B	Säure, Lauge, Amin heißes Wasser, Dampf	Benzin, Naphtha, Lösungsmittel, Chlorlösungsmittel

CHART FOR MEDIUM RESISTANCE

LINER	SUITABLE FOR	UNSUITABLE FOR
EPDM	Water, steam, alcohol, glycol, caustic soda, ozone, food products, glycerine, milk, oxygen, air, saturated salt, iron chloride, gelatine, dry hydrogen sulphide, potassium chloride, sodium, magnesium chloride	Mineral oil, chlorine compounds, ketones, acetyl, chloride, asphalt, bromine, butane, butyl, petrol, diesel oil, acid, fish oil, freon, chlorine, neutral gas, exhaust gas, nitric acid
NBR	Mineral oil, grease, air, seawater, gas, boric acid, aluminium chloride, ammonia gas, citric acid, diesel oil, fish oil, petrol, gelatine, glycerine, magnesium chloride, lactic acid, linseed oil, natural gas	Ozone, acetone, aniline, chlorine dioxide, chromic acid, phenol, ethyl acetate, freon 21+22+23, hot nitric acid, styrene, hydrogen sulphide, isopropyl acetate, oxygen, sulphuric acid
NATURAL RUBBER	Abrasive medium, aluminium chloride, sugar beet fluid, boric acid, potassium chloride, citric acid, magnesium chloride, ferritic nitrate, formic acid, gelatine, sugar, glycerine, lactic acid, nitrogen	Steam, aniline, asphalt, butadiene, diesel oil, ethane, ethyl, acetate, hydraulic oil, hydrochloric acid, linseed oil, methane, mineral oil, oxygen, styrene, soyabean oil, turpentine
HYPALON	Mineral, organic and inorganic chemicals, air, oxygen, fish oil, glycerine, citric acid, ozone, sodium sulphate	Ammonia, diesel oil, grease, ketone, methyl, phenol, propyl, bromine, nitric acid, tar, urea, varnish, lectine
SILICONE	Food products, ammonia gas, barium, boric acid, potassium, bisulphite, citric acid, copper cyanide, glycerine, nitrogen, lactic acid	Steam and hot water (max. 100°C), asphalt, diesel oil, ethane, freon, ethyl chloride, methane, nitric acid, olive oil, propane, turpentine
FPM	Oil, mineral acid, grease, phosphorus, tannic acid, gelatine, glycol, oxygen, slaked lime, carbon acid, natural gas, pulp, salt, sugar, sulphur	Hot water, steam, ketone, ammonia gas, acetone, formaldehyde, cellulose acetate, freon, urea, ethanoic acid, methyl
FPM-B	Acid, alkali, amine hot water, steam	Gasoline, naphtha, hydrocarbon solvent, chlorine solvent

TABELLA RESISTENZA FLUIDI

LINER	ADATTO A	INADATTO A
EPDM	Acqua, vapore, alcol, glicol, soda cuastica, ozono, alimentari, glicerina, latte, ossigeno, aria, sale impregnato, cloruro di ferro, gelatina, idrogeno solfuro asciutto, cloruro di potassio, sodio, cloruro di magnesio	olio minerale, combinazione di chloro, chetone, acetile, chloro, asfalto, bromo, butano, butile, benzina, diesel, acido, olio di pesce, freon, chloro, gas neutrale, gas di scarico, acido nitrico
NBR	Olio minerale, grasso, aria, acqua marina, gas, acido borico, cloruro di alluminio, gas ammoniaca, acido citrico, diesel, olio di pesce, benzina, gelatina, glicerina, cloruro di magnesio, acido lattico, olio di lino, gas neutrale	Ozono, acetone, anilina, biossido di cloro, acido cromo, fenolo, acetato ethyl, freon 21+22+23, acido nitrico bollente, stirene, acido solfidrico, acetato isopropyl, ossigeno, acido solforico
NATURAL RUBBER	Mezzi abrasivi, cloruro di alluminio, barbabietola da zucchero fusa, acido borico, chloruro di potassio, acido citrico, cloruro di magnesio, nitrato ferritico, acido metano, gelatina, zucchero, glicerina, acido lattico, azoto	Vapore, anilina, asfalto, butadiene, diesel, etano, etile, acetato, olio idraulico, acido cloridrico, olio di lino, metano, olio minerale, ossigeno, stirene, olio di soia, trementina
HYPALON	Minerale, prodotti chemiche organici e inorganici, ossigeno, olio di pesce, glicerina, acido citrico, ozono, solfato sodio	Ammoniaca, diesel, grasso, chetone, metano, fenolo, propile, bromo, acido nitrico, catrame, urea, lacca, lektina
SILICONE	Alimentari, gas ammoniaca, bario, acido borio, potassio, disulfuro, acido citrico, rame cianuro, glicerina, azoto, acido lattico	Vapore e acqua bollente (max. 100°C), asfalto, diesel, etano, freon, cloruro di etile, metano, acido nitrico, olio d'oliva, propano, trementina
FPM	Olio, acido minerale, grasso, fosforo, acido tannico, gelatina, glicol, azoto, calce idratata, acido carbonio, gas naturale, poltiglia, sale, zucchero, zolfo	Aqua bollente, vapore, chetone, gas ammoniaca, acetone, formadleide, cellulosa, acetato, freon, urea, acido acetico, metile
FPM-B	Acido, soluzione caustica, acqua bollente, vapore	Benzina, Naphtha, solvente, solvente cloro

Rometec srl - www.rometec.it - Rometec srl - www.rometec.it - Rometec srl - www.rometec.it

Rometec srl - www.rometec.it - Rometec srl - www.rometec.it - Rometec srl - www.rometec.it

DESIGN VORTEILE VERGLEICH
DESIGN ADVANTAGES COMPARING
VANTAGGI DI DESIGN A CONFRONTO

ACG Fig. 274/284 - 474/484 design

Normal product design

Patent No. 2011 2 0165162.2

Sitz mit kurviger Steigung. Flexibilität reudziert den Drehmomentwert und spart Geld für den Stellantrieb. Außerdem erreichen wir eine längere Lebensdauer als herkömmliche Sitze.

Seat designed with a curve slope. Flexibility reduces torque value, saving money for actuator. Furthermore we achieve longer lifetime than traditional seats.

Sede progettata con una curva pendente. La flessabilità riduce il valore di coppia, risparmiando denaro per l'attuatore. Inoltre otteniamo una durata maggiore rispetto alle sedi tradizionali.

Kein Sitz mit kurviger Steigung, folglich höhere Drehmomente und kürzere Lebensdauer.

No curve slope, with higher torque value and shorter life time.

Sede senza superficie di tenuta arrotondata crea momenti torcenti più alti ed una vita operativa ridotta.

Patent No. 2011 2 0165189.1

Durch die Aufvulkanisierung des Gummis auf einem harten Stützring ist eine vollständige Stabilität des Sitzes gewährleistet. Vorteile für Toleranzen, Vakuum und Gewährleistung der Montage zwischen den Flanschen ohne Sitzverschiebung.

By bonding the rubber to a hard back ring, complete stability of the seat is assured Advantages for tolerances, vacuum and also ensure mounting between flanges without seat displacement.

Vulcanizzando la gomma su un anello posteriore rigido, è garantita la completa stabilità della sede. Vantaggi per le tolleranze, il vuoto e assicurare anche il montaggio tra le flangie senza spostamento della sede.

Sitze mit einfacher schwalbenförmiger Form haben keine starre Stütze. Der innere Durchmesser des Sitzes wird bei Montage zwischen Flanschen ernsthaft verformt. Scheibe muss geöffnet sein während der Installation um eine Einklemmung derselben zu vermeiden.

Simple „boot" seat has no rigid support. I.D. of seating area is severely distorted when seat is installed between flanges. Disc must be opend during installation to prevent binding of disc.

La sede a coda di rondine non ha nessun supporto rigido. Il diametro interno viene severamente distorto quando la sede viene montata tra flangie. Il disco deve essere in posizione aperto durante il montaggio per evitare che si incastri.

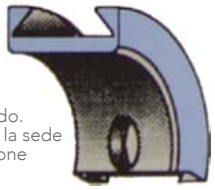

Patent No. 2011 2 0165189.1

Eine Nut im hinteren Ring in Verbindung mit der Kurvensteigung bewirkt ein geringes Drehmoment zwischen der Scheibe und dem Sitz.

There is a groove inside back ring and together with curve slope, it brings a low torque between the disc and the seat by operating.

Una cava posteriore nella sede in combinazione con la superficie di tenuta arrotondata garantisce un momento torcente basso tra disco e sede.

Keine Nut im hinteren Ring und schmale Wandung verursacht höhere Drehmomente und beschädigt leicht die Manschette.

No groove inside backing ring and narrow rubber thickness causes high torque and makes the rubber easily damaged.

Senza cava posteriore nella sede e con un spessore ridotto si causano momenti torcenti più alti e facilmente danni alla sede.

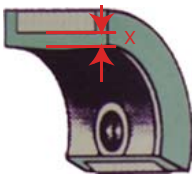

Patent No. 2013 2 0110388.1

Haltekanten-Design auf dem Endflansch-Gehäuse und auf dem Sitzring. Dadurch ist das Endflanschventil bei Montage am Ende der Rohrleitung mit vollem Druck belastbar.

Retaining edge design on the Lug body/seat back ring. This makes the Lug valve bear unidirectional full pressure when mounted against single flange at the end of pipeline.

Il corpo valvola Lug e l'anello di supporto della sede presentano entrambi in bordo di ritegno. Questo permette alla valvola Lug di supportarte unidirezionalmente la pressione massima consentita essendo pur fissata su una flangia solo.

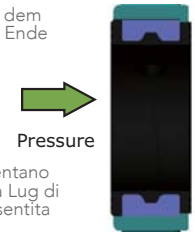

Keine Haltekanten in Gehäuse und Sitzring lässt die Manschette bei Endflanschmontage rutschen. Abgesehen von Leckagen können die wirkenden Kräfte die Welle verbiegen und die Absperrklappe zerstören.

No retaining edge on the LUG body/seat back ring, then the seat will be pushed using single flange connection. Beside leakage, this force can even bend the stem and destroy the valve.

Senza bordo di ritegno la sede sarà spostata quando la valvola viene fissata con una flangia solo. Il risultato saranno perdite, ma le forze possono anche distorcere lo stelo e distruggere la valvola.

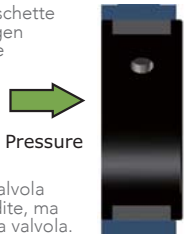

Der Dichtungsbereich der Scheiben ist präzise bearbeitet und poliert um die Drehmoment- und Verschleißkontrolle zu gewährleisten. Das zweiteilige Wellendesign verbessert den niedrigen Kv und vermeidet Turbulenzen.

Disc sealing area is precisley machined and polished for torque and wears control. Two-piece shaft design enhances high Kv and avoids turbulence.

L'arca di tenuta del disco viene lavorato meccanicamente in modo preciso e di seguenza lucidato per garantire il controllo su momenti torcenti ed usura. Il disegno a due steli alza il Kv ed evita turbolenze.

Der Dichtungsbereich der Scheiben ist rau bearbeitet oder nur gegossen. Einteiliges Wellendesign resultiert in höhere Kv und Turbulenzen.

Disc sealing area is roughly machined or just made by casting. One-piece shaft design results in low Kv and turbulance.

L'area di tenuta lavorata meccanicamente in modo ruvido oppure soltanto di fusione. Il disegno a stelo unico abbassa il Kv ed aumenta le turbolenze.

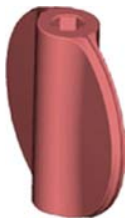

Rometec srl - www.rometec.it - Rometec srl - www.rometec.it - Rometec srl - www.rometec.it

Rometec srl - www.rometec.it - Rometec srl - www.rometec.it - Rometec srl - www.rometec.it

DESIGN VORTEILE VERGLEICH
DESIGN ADVANTAGES COMPARING
VANTAGGI DI DESIGN A CONFRONTO

ACG Fig. 274/284 - 474/484 design	Normal product design
Patent No. 2011 2 0165126.6 Edelstahlhalter verhindert das Ausblasen der Spindel und arbeitet während der gesamten Lebensdauer des Ventils. Unten ist ein U-Ring als Wetterschutz. Stainless steel retainer preventing stem blow-out and works in whole life time of the valve. Below is U-ring as weather sealing. Fermo in acciaio inossidabile che impedisce l'espulsione dello stelo e lavora per tutta la vita della valvola. Sotto c'è l'U-ring come sigillo atmosferico.	Ein dünnerer Federstahlring hat eine begrenzte Lebensdauer und ist nicht sicher. Der Schaft kann ausblasen und Menschen Verletzungen zufügen. Dies kann auch dazu führen, dass die Scheibe das Rohrsystem beschädigen kann. Das gleiche Problem besteht bei der Verwendung von Stahlstiften. Thinner spring steel ring has limited lifetime and is not safe. The stem moght blow out and injury may result to humans. A restult can also be that the disc might cause damage in the pipe system. It is the same problem when using steel pins. L'anello in acciaio a molla più sottile ha una durata limitata e non è sicuro. Il gambo può esplodere e le lesioni possono causare danni agli esseri umani. Un risultato può anche essere che il disco potrebbe causare danni nel sistema di tubazioni. È lo stesso problema quando si usano perni d'acciaio. 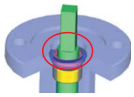
Patent No. 2011 2 0165152.9 Die Nut am oberen Flansch bietet einen guten Schutz für direkt montierte Antriebe und das Zuluftsystem, wenn in der Rohrleitung Hochdruckunfälle auftreten. Groove on top flange offer good protection to direct mount actuator and supply air system, if high pressure accident happens in pipeline. La scanalatura sulla flangia superiore offre una buona protezione per gli attuatori montati direttamente e il sistema di alimentazione dell'aria quando si verificano incidenti di alta pressione nelle tubazioni.	Keine Nut und kein Schutz für den Antrieb und das Luftzufuhrsystem. No groove and no protection to actuator and air supply system. Nessuna scanalatura e nessuna protezione per attuatore e sistema di alimentazione dell'aria. 
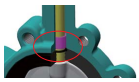 Zweite Dichtung mit austauschbarem O-Ring auf der Rückseite des Sitzes, um Austreten der Spindel zu verhindern. Die starke quadratische Schnittstelle zwischen Scheibe und Vorbau sorgt dafür, dass der Betrieb nicht unterbrochen wird. Second sealing with replaceable O-ring on the back of the seat, prevent any leakage from the stem. Strong square interface between disc and stem ensure no operation stop. Seconda sigillatura con O-ring sostituibile sul retro del sedile, per prevenire eventuali perdite dallo stelo. La interfaccia quadrata robusta tra disco e stelo garantisce che nessuna operazione si fermi.	Keine zweite Dichtung. Mit einem Stift verbundener Stiel, der zu Undichtigkeiten führen kann, und durch Vibrationen oder hohes Drehmoment kann er ausweichen oder brechen. No second sealing. Stem connected by pin, which may cause leakage and by vibrations or high torque, it can shake out or break. Nessun secondo sigillo. Stelo collegato tramite perno, che può causare perdite e vibrazioni o coppia elevata, può oscillare o rompersi.
 Ein Stopfen wird am Boden des Ventils verwendet, um das Ausblasen zu verhindern. Der O-Ring am Stecker bietet eine dritte Abdichtung des Schafts und schützt das Innere des Körpers vor korrosiver Umgebung. Plug is used on the bottom of the valve, preventing blow-out. O-ring by the plug offers a third sealing to the stem and protect inside of body against external corrosive environment. La spina è utilizzata sul fondo della valvola, prevenendo la fuoriuscita. L'O-ring della spina offre una terza tenuta sullo stelo e protegge l'interno del corpo dall'ambiente esterno corrosivo.	Der Stift verhindert das Austreten der Spindel. Ausfallrisiko aufgrund von Stiftkorrosion oder Herausrutschen des Stifts nach dem Drehen des Schaftes. Es gibt keine äußere Abdichtung, daher kann Korrosion die Wartung verhindern. Pin prevents stem blow-out. Risk of failing because of pin corrosion or pin moving out after stem rotating. There is no external sealing, so corrosion might prevent maintenance. Il perno impedisce lo scoppio del gambo. Rischio di guasto a causa della corrosione del perno o del perno che si sposta dopo la rotazione dello stelo. Non c'è alcuna sigillatura esterna, quindi la corrosione potrebbe impedire la manutenzione. 
Patent No. 2011 2 0165128.5 Lager in der Scheibe bieten perfekte Toleranzen, reduziertes Drehmoment und längere Lebensdauer ohne Probleme. Bearing inside the disc gives perfect tolerances, reduced torque and longer life span without trouble. Il cuscinetto all'interno del disco offre tolleranze perfette, coppia ridotta e una maggiore durata senza problemi.	Die direkte Verbindung von Metall zu Metall führt zu geringeren Toleranzen, zum Reißen und zu einem höheren Drehmoment. Direct metal to metal interface gives lower tolerances and risk of tearing and higher torque. L'interfaccia diretta metallo-metallo offre tolleranze e rischi di strappo e coppia più elevati. 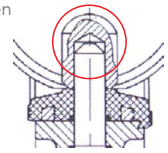

Rometec srl - www.rometec.it - Rometec srl - www.rometec.it - Rometec srl - www.rometec.it

Rometec srl - www.rometec.it - Rometec srl - www.rometec.it - Rometec srl - www.rometec.it

BESCHREIBUNG
MATERIAL

PARTS LIST
MATERIAL SPECIFICATION

DESCRIZIONE
MATERIALI

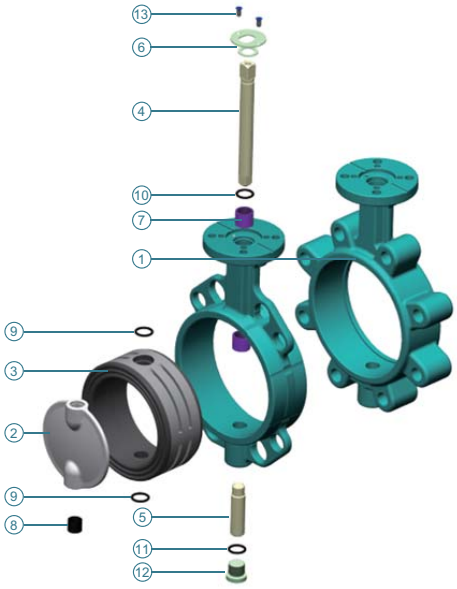

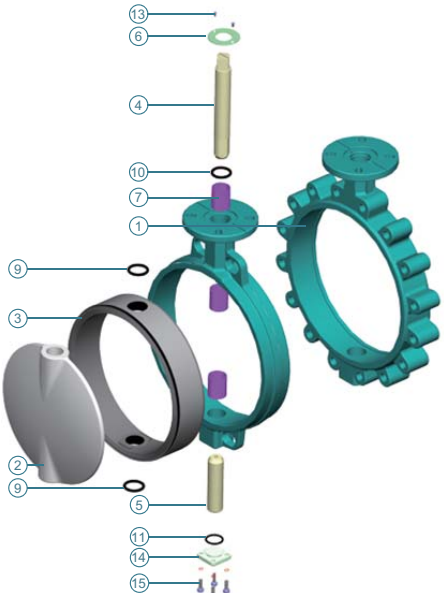

Nr	Beschreibung	Material	Spezifikation	Part name	Material	Specification	Descrizione	Materiale	Spezificatione
1	Gehäuse	Sphäroguss Karbonstahl Edelstahl	EN1563 JS1030 ATSM A216 WCB ATSM A351 CF8M	Body	Ductile iron carbon steel stainless steel	EN1563 JS1030 ATSM A216 WCB ATSM A351 CF8M	Corpo	Ghisa sferoidale Acciaio carbonio Acciaio inox	EN1563 JS1030 ATSM A216 WCB ATSM A351 CF8M
2	Scheibe	Edelstahl Legierter Stahl Aluminium Bronze Sphäroguss	ASTM A351 CF8 ASTM A351 CF8M ASTM A351 CF3M 2507 1.4462 1.4529 1.4539 Hastelloy C95800 Rislan, Halar coated	Disc	Stainless steel Alloy steel Aluminium bronze Ductile iron	ASTM A351 CF8 ASTM A351 CF8M ASTM A351 CF3M 2507 1.4462 1.4529 1.4539 Hastelloy C95800 Rislan, Halar coated	Disco	Acciaio inox Acciaio legato Aluminio bronzo Ghisa	ASTM A351 CF8 ASTM A351 CF8M ASTM A351 CF3M 2507 1.4462 1.4529 1.4539 Hastelloy C95800 Rislan, Halar coated
3	Dichtung	NBR X-NBR NBR-DVGW EPDM EPDM-H EPDM FDA EPDM-H FDA EPDM WRAS FPM FPM-B	-15°C bis +85°C -15°C bis +85°C -15°C bis +60°C -20°C bis +120°C -20°C bis +130°C -20°C bis +110°C -20°C bis +130°C -20°C bis +110°C -15°C bis +180°C -15°C bis +180°C	Seat	NBR X-NBR NBR-DVGW EPDM EPDM-H EPDM FDA EPDM-H FDA EPDM WRAS FPM FPM-B	-15°C to +85°C -15°C to +85°C -15°C to +60°C -20°C to +120°C -20°C to +130°C -20°C to +110°C -20°C to +130°C -20°C to +110°C -15°C to +180°C -15°C to +180°C	Guarnizioni	NBR X-NBR NBR-DVGW EPDM EPDM-H EPDM FDA EPDM-H FDA EPDM WRAS FPM FPM-B	-15°C a +85°C -15°C a +85°C -15°C a +60°C -20°C a +120°C -20°C a +130°C -20°C a +110°C -20°C a +130°C -20°C a +110°C -15°C a +180°C -15°C a +180°C
4/5	Welle	SS420 SS431 17-4PHSS		Shafts	SS420 SS431 17-4PHSS		Stelo	SS420 SS431 17-4PHSS	
6	Sicherungsplatte	Edelstahl 1.4304 Edelstahl 1.4404		Retainer	SS304 SS316		Piastra ritegno	AISI304 AISI316	
7	Lager Gehäuse	RPTFE mit Graphit (am Innen-Ø)		Body bearing	RPTFE with graphite on I.D		Bussola corpo	RPTFE con grafite sui Ø interno	
8	Lager Scheibe	Verstärktes Nylon		Disc bearing	Reinforced nylon		Bussola disco	Nylon rinforzato	
9	O-Ring	Wie Dichtung		O-Ring	Same as seat		O-Ring	Come Guarnizioni	
10	Dichtung Wetter-schutz	NBR		Weather seal	NBR		Guarnizioni superiore anti agenti atmosferici	NBR	
11	Dichtung Staub-schutz	NBR		Anti-dust seal	NBR		Guarnizioni inferiore anti polvere	NBR	
12	Steckbolzen	Stahl galvanisch verstärkt		Plug	Steel galvanized		Tappo	Acciaio galvanizato	
13	Schraube	Edelstahl 1.4304 Edelstahl 1.4404		Screw	SS304 SS316		Vite	AISI304 AISI316	
14	Abdeckung	Wie Gehäuse		Cover	Same as body		Coperchio	Come corpo	
15	Bolzen	Edelstahl 1.4304 Edelstahl 1.4404		Bolt	SS304 SS316		Bulloni	AISI304 AISI316	

Rometec srl - www.rometec.it - Rometec srl - www.rometec.it - Rometec srl - www.rometec.it

Rometec srl - www.rometec.it - Rometec srl - www.rometec.it - Rometec srl - www.rometec.it

ABSPERRKLAPPEN
ABMESSUNGEN

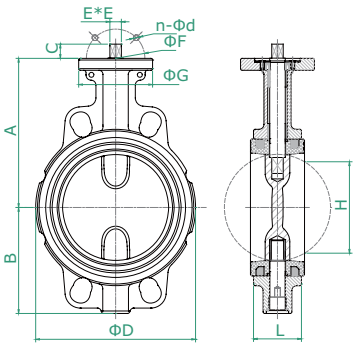

DN40-DN300

BUTTERFLY VALVES
DIMENSIONS

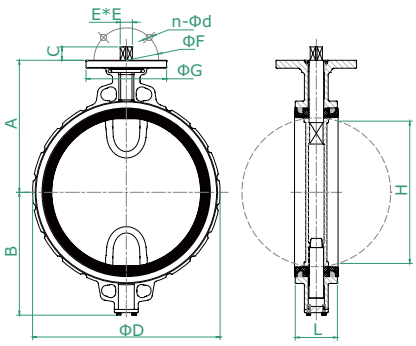

DN350-DN600

VALVOLE A FARFALLA
DIMENSIONI

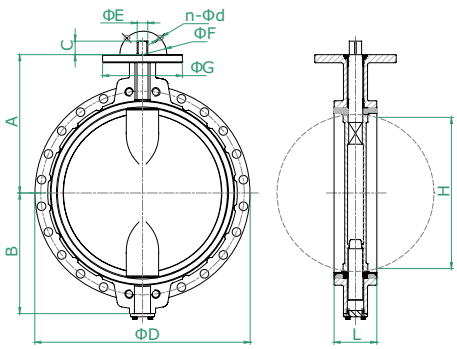

DN700-DN2000

DN	A	B	C	D	E	F	n	d	G	H	L	[kg]
DN40	113	67,5	13,5	86	11	50	4	7	65	30	33	1,7
DN50	126	76	13,5	102	11	50	4	7	65	35	43	2
DN65	134	82	13,5	116	11	50	4	7	65	47	46	2,6
DN80	157	95,5	13,5	132	11	50	4	7	65	70	46	3,3
DN100	167	113,5	17,5	157	14	50+70	4	7+9	90	87	52	5
DN125	180	129	17,5	195	14	70	4	9	90	117	56	6,4
DN150	203	142	18,5	218	17	70	4	9	90	144	56	7,8
DN200	228	172	24,5	271	22	102	4	11	125	191	60	12,2
DN250	266	213	24,5	329	22	102	4	11	125	241	68	19
DN300	291	242	26,5	382	27	102+125	4+4	12+14	150	291	78	26
DN350	332	273	30	422	27	125+140	4+4	14+18	175	329	78	41
DN400	363	317	30	484	27	125+140	4+4	14+18	175	376	102	58
DN450	397	348	39	542	36	140+165	4+4	18+22	210	425	114	80
DN500	425	393	49	597	46	140+165	4+4	18+22	210	475	127	97
DN600	498	453	49	708	46	165+254	4+8	22+18	300	573	154	169
DN700	626	531	90	928	63,1	254	8	18	300	674	165	252
DN750	660	564	90	984	63,1	254	8	18	300	727	165	290
DN800	666	601	90	1061	63,1	254	8	18	300	771	190	367
DN900	722	660	110	1170	74,7	254	8	18	300	839	203	465
DN1000	806	728	120	1290	83,7	298	8	22	350	939	216	606
DN1100	826	771	140	1404	94,7	298	8	22	350	1036	255	805
DN1200	941	874	150	1511	104,7	298	8	22	350	1137	276	900
DN1400	1000	940	175	1685	139,9	356	8	32	415	1351	279	1158
DN1600	1155	1085	195	1930	160	356	8	32	415	1548	318	1684
DN1800	1200	1170	195	2170	174,5	406	8	39	475	1703	356	2645
DN2000	1363	1360	245	2345	199	406	8	39	475	1938	406	4000

Different pressure may cause different dimension of „D"

Rometec srl - www.rometec.it - Rometec srl - www.rometec.it - Rometec srl - www.rometec.it

Rometec srl - www.rometec.it - Rometec srl - www.rometec.it - Rometec srl - www.rometec.it

ABSPERRKLAPPEN
ABMESSUNGEN

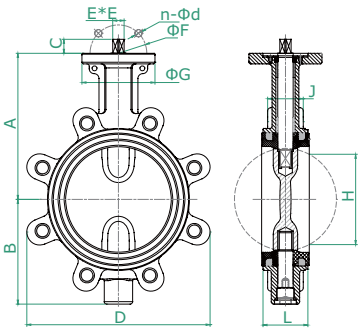

DN40-DN300

BUTTERFLY VALVES
DIMENSIONS

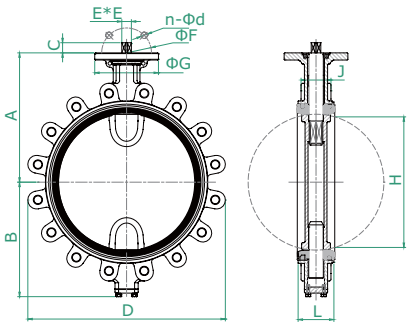

DN350-DN600

VALVOLE A FARFALLA
DIMENSIONI

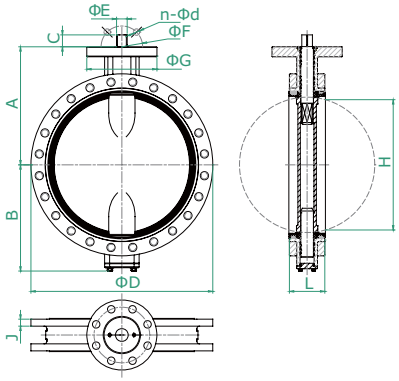

DN700-DN2000

DN	A	B	C	D	E	F	n	d	G	H	J	L	[kg]
DN40	113	67,5	13,5	113	11	50	4	7	65	30	30	33	2,5
DN50	126	76	13,5	117	11	50	4	7	65	35	34	43	2,8
DN65	134	82	13,5	131	11	50	4	7	65	47	36	46	3,7
DN80	157	95,5	13,5	176	11	50	4	7	65	70	36	46	5,1
DN100	167	113,5	17,5	206	14	50+70	4	7+9	90	87	40	52	6,9
DN125	180	129	17,5	236	14	70	4	9	90	117	44	56	9,3
DN150	203	142	18,5	258	17	70	4	9	90	144	44	56	10,5
DN200	228	172	24,5	321	22	102	4	11	125	191	50	60	17,4
DN250	266	213	24,5	395	22	102	4	11	125	241	57	68	28,1
DN300	291	242	26,5	461	27	102+125	4+4	12+14	150	291	66	78	40
DN350	332	273	30	511	27	125+140	4+4	14+18	175	329	62	78	55
DN400	363	317	30	580	27	125+140	4+4	14+18	175	376	84	102	85
DN450	397	348	39	630	36	140+165	4+4	18+22	210	425	94	114	114
DN500	425	393	49	700	46	140+165	4+4	18+22	210	475	110	127	144
DN600	498	453	49	823	46	165+254	4+8	22+18	300	573	120	154	227
DN700	626	531	90	928	63,1	254	8	18	300	674	54	165	342
DN750	660	564	90	984	63,1	254	8	18	300	727	54	165	400
DN800	666	601	90	1061	63,1	254	8	18	300	771	60	190	485
DN900	722	660	110	1170	74,7	254	8	18	300	839	60	203	605
DN1000	806	728	120	1290	83,7	298	8	22	350	939	60	216	776
DN1100	826	771	140	1404	94,7	298	8	22	350	1036	50	255	985
DN1200	941	874	150	1511	104,7	298	8	22	350	1137	62	276	1190
DN1400	1000	940	175	1685	139,9	356	8	32	415	1351	62	279	1380
DN1600	1155	1085	195	1930	160	356	8	32	415	1548	65	318	2054
DN1800	1200	1170	195	2170	174,5	406	8	39	475	1703	70	356	3075
DN2000	1363	1360	245	2345	199	406	8	39	475	1938	75	406	4500

Different pressure may cause different dimension of „D"

Rometec srl - www.rometec.it - Rometec srl - www.rometec.it - Rometec srl - www.rometec.it

Rometec srl - www.rometec.it - Rometec srl - www.rometec.it - Rometec srl - www.rometec.it

ABSPERRKLAPPEN
DREHMOMENTE IN Nm

BUTTERFLY VALVES
TORQUES IN Nm

VALVOLE A FARFALLA
MOMENTI TORCENTI IN Nm

SIZE	Standard disc differential pressure					Increased PN16 disc	Increased PN20 disc	Reduced PN6 disc
	EPDM / NBR / FPM seat				FDA seat	EPDM / NBR / FPM seat		
	ΔP=3bar	ΔP=6bar	ΔP=10bar	ΔP=16bar	ΔP=16bar	ΔP=16bar	ΔP=20bar	ΔP=6bar
DN40	9	9	10	11	15		15	7
DN50	10	10	11	12	20		16	8
DN65	15	16	17	18	30		25	10
DN80	23	24	25	26	40		40	15
DN100	35	36	37	38	60		60	22
DN125	45	48	52	57	90		80	35
DN150	90	95	100	105	150		150	55
DN200	185	190	195	200	300		256	91
DN250	260	270	280		450	380	450	170
DN300	300	320	340		550	400	510	230
DN350	500	550	600			720	870	400
DN400	620	700	800			870	1100	500
DN450	920	1000	1200			1600	2000	700
DN500	1600	1900	2200			3700	5700	950
DN600	2200	2500	2800			4900	7800	1600
DN700	3300	3600	3900			7300		2520
DN750	4400	4800	5300			8900		3400
DN800	6200	6700	7300			11000		4700
DN900	7100	7700	8300			13000		5400
DN1000	10000	11000	12000			24000		7700
DN1100	14000	15000	16000			32000		11000
DN1200	17000	19000	21000			42000		14000
DN1400	21000	23000	25000			50000		17000
DN1600	30000	32000	34000			70000		23000
DN1800	33000	36000	38000			80000		26000
DN2000	36000	38000	40000			90000		30000

SERVICE & MEDIUM FAKTOR
ANTRIEB ABMESSUNGEN

Service factor [SF]	Multiply by
ON / OFF operation	1.15
Modulating operation	1.25
*) 2 cycle / day "NC"	1.15
**) 1 cycle / week "NC"	1.50

OBS:
Das Drehmoment der Absperrklappe beträgt 100% von 0 ° bis 6 ° und 33% von 7 ° bis 90 °.
* Das Ventil ist vollständig geschlossen und mindestens zweimal täglich geöffnet.
** Das Ventil ist vollständig geschlossen und nur einmal pro Woche oder länger geöffnet.
Eine lange Zeit ohne Manövrieren des Ventils erhöht die Losbrechmomente.

Example of actuator sizing:
Einfacher EIN / AUS-Betrieb, Medium: Melasse Ventil 223 DN100. 1,15 [SF] × 38 [Nm] = 56,8 Nm (Drehmoment-Stellglied). Wählen Sie bei der Berechnung des Kalibrierdrehmoments nur einen Betriebsfaktor [SF] und einen Mittelfaktor [MF].

SERVICE & MEDIUM FACTOR
ACTUATOR SIZING

Medium factor [MF]	Multiply by
Lubricating liquid / gas	0.90
Viscous Liquids, Molasses	1.30
Degreasing liquid	1.25
Salturated steam	1.20

OBS:
Butterfly valve torque is 100% by 0° to 6° angle and 33% from 7° to 90° angle.
* Valve is completely closed and opened 2 times a day minimum.
** Valve is completely closed and opened only one time per week or longer.
Having a long period without maneuvering the valve, will increase the breakaway torques.

Example of actuator sizing:
Simple ON / OFF operation, Medium: Molasses, Valve 223 DN100. 1.15[SF] x 38 [Nm] = 56.8 Nm (Sizing torque actuator)
Only choose one Service factor [SF] and one Medium factor [MF] when calculating the sizing torque.

SERVIZIO &
DIMENSIONI ATTUATORE

Medium factor [MF]	Multiply by
For dry service (Dry gas / air)	1.25
Dirty air slurry, natural gas, dirty slurry	1.50 - 1.80
Lime water, chlorine gas, oxygen, powder	1.50 - 1.80
Hydridynamic torque	NA

OBS:
La coppia della valvola a farfalla è al 100% da 0 ° a 6 ° e il 33% da 7 ° a 90 °.
* La valvola è completamente chiusa e aperta almeno 2 volte al giorno.
** La valvola è completamente chiusa e aperta solo una volta alla settimana o più a lungo.
Avere un lungo periodo senza manovrare la valvola, aumenterà le coppie di spunto.

Example of actuator sizing:
Semplice funzionamento ON / OFF, medio: melassa, Valvola 223 DN100. 1,15 [SF] x 38 [Nm] = 56,8 Nm (Dimensionamento dell'attuatore di coppia). Quando si calcola la coppia di dimensionamento, scegliere un fattore di servizio [SF] e un fattore di mezzo [MF].

Rometec srl - www.rometec.it - Rometec srl - www.rometec.it - Rometec srl - www.rometec.it

Rometec srl - www.rometec.it - Rometec srl - www.rometec.it - Rometec srl - www.rometec.it

DURCHFLUSSLEISTUNG UND VENTILDIMENSIONIERUNG

FLOW CAPACITIES AND VALVE SIZING

CAPACITÀ DI FLUSSO E DIMENSIONAMENTO VALVOLA

Kv-Werte Ventilgrößenkoeffizienten (M³ / H bei 1 bar ΔP) -
Kv values-valve sizing Coefficients (M³/H at 1Bar ΔP) -
Valori Kv Coefficienti dimensionamento valvola (M³ / H a 1Bar ΔP)

DN	10°	20°	30°	40°	50°	60°	70°	80°	90°
DN40		1	3	7	14	26	38	47	52
DN50		2	6	13	29	47	70	97	105
DN65		3	11	26	49	77	121	170	212
DN80		6	28	54	91	140	213	301	390
DN100		19	38	79	140	232	412	590	676
DN125		27	84	156	248	385	624	945	1120
DN150	7	51	129	224	363	572	977	1490	1798
DN200	22	114	229	401	639	1018	1755	2680	3100
DN250	33	171	334	634	970	1530	2650	4105	5200
DN300	49	250	490	925	1416	2231	3865	6351	7350
DN350	118	301	631	1131	1918	3081	4963	8035	9993
DN400	153	393	824	1478	2506	4024	6482	10983	12595
DN450	195	498	1043	1871	3170	5093	8210	13695	16850
DN500	240	615	1288	2309	3913	6287	10128	17250	19306
DN600	345	885	1853	2958	5635	9054	14584	24980	28323
DN700	390	930	2210	3750	6959	11100	19200	33080	39700
DN750	450	1160	2400	4350	7890	12900	21200	36750	45350
DN800	520	1330	2650	5030	8890	14350	23750	39900	49530
DN900	600	1680	3350	6470	11890	19520	31700	52750	62000
DN1000	710	2210	4300	8100	15130	23720	40050	67000	81000
DN1100	990	3020	5980	10050	17580	28970	48950	83500	10580
DN1200	1278	4050	7650	12600	20100	34500	56750	99570	121000
DN1400	1470	5180	10100	18150	32000	51370	88900	142100	161000
DN1600	1730	7200	14530	26530	45400	71500	118700	198000	229000
DN1800	2020	8100	18750	34230	52130	90350	143780	243250	280000
DN2000	2320	9000	21320	40350	57980	110200	169870	278980	320000

Ventilgrößenbestimmung:
Die Bestimmung der Größe von Absperrklappen zu Steuerzwecken sollte nicht auf der Grundlage des Nenndurchmessers der Rohrleitung erfolgen, sondern sollte auf der Grundlage der Betriebseigenschaften berechnet werden, um die richtigen Steuerungseigenschaften zu erreichen. Absperrklappen Abb. 27X / 28X von ACG sind bei einem Öffnungswinkel von 65 ° in etwa gleichprozentigen Ausprägungen ausgeführt. Sie müssen nur den Öffnungswinkel berücksichtigen, wenn Sie die Größe der Steuerventile bestimmen. Bei der Bestimmung des Ventil-Nenndurchmessers berechnen Sie den Kv-Wert anhand der folgenden Formel:

Valve sizing:
Determining the size of butterfly valves for control purposes should not be done on the basis of the nominal diameter of the pipe but should be calculated on the basis of the operating characteristics in order to attain the correct control characteristics.
Butterfly valves Fig. 27X / 28X from ACG Automation Center Germany GmbH & Co. KG are designed with approximately equal percentage characteristics over an opening angle of 65°. You only need to consider the opening angle when determining the size of control valves. When determining the valve nominal diameter calculate the Kv value from the below formula:

Dimensionamento della valvola:
La determinazione della dimensione delle valvole a farfalla per scopi di controllo non dovrebbe essere effettuata sulla base del diametro nominale del tubo, ma dovrebbe essere calcolata sulla base delle caratteristiche operative al fine di ottenere le corrette caratteristiche di controllo. Valvole a farfalla Fig. 27X / 28X di ACG sono progettate con caratteristiche percentualmente equivalenti su un angolo di apertura di 65 °. È sufficiente considerare l'angolo di apertura quando si determina la dimensione delle valvole di controllo. Quando si determina il diametro nominale della valvola, calcolare il valore Kv dalla formula seguente:

Liquid:

$$K_V = Q \times \sqrt{\frac{W}{\Delta p}}$$

Gas:

$$K_V = \frac{V_N}{514} \sqrt{\frac{G \times T}{\Delta p \times p_d}}$$

K_V = Flow coefficient
Q = Max. flow volume in m³/h
w = Exact weight in kg/m³
Δp = Pressure drop in bar
V_N = Max. flow in Nm³/h
G = Exact weight in kg/Nm³
T = Absolute temp. in ° Kelvin
P_d = Absolute pressure downstream in bar

BEISPIEL DN100
EXAMPLE DN100
ESEMPIO DN100

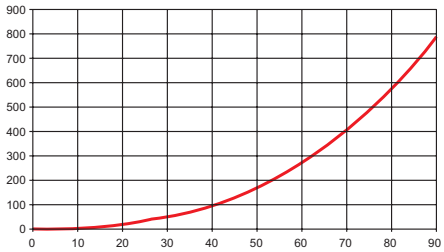

Rometec srl - www.rometec.it - Rometec srl - www.rometec.it - Rometec srl - www.rometec.it

Rometec srl - www.rometec.it - Rometec srl - www.rometec.it - Rometec srl - www.rometec.it

HANDHEBEL
ABMESSUNGEN

Aluminium Handhebel
Bequeme Installation und Verwendung. Exzellentes Oberflächendesign und komfortabler Betrieb. Die Position kann gesperrt werden, indem man eine Schraube mit Mutter in der Hebelöffnung fixiert.

HAND LEVER
DIMENSIONS

Aluminium hand lever
Convenient installation and usage. Excellent surface design and comfortable operating. Position can be locked by fixing one bolt and nut in the lever hole.

LEVA
DIMENSIONI

Leva di aluminio
Installazione e uso comodo. Design superficie eccellente e funzionamento comodo. Per bloccare la posizione si deve fissare una vite con un dado nel buco della leva.

DN	D	H	L	W	Stem drive	[kg]
DN40-DN80	56	65	195	74	F05 - 11 x 11	0,28
DN100-DN125	78	82	269	101	F07 - 14 x 14	0,63
DN125-DN200	78	82	269	101	F07 - 17 x 17	0,63
DN250-DN300	101	100	330	145	F10 - 22 x 22	1,46

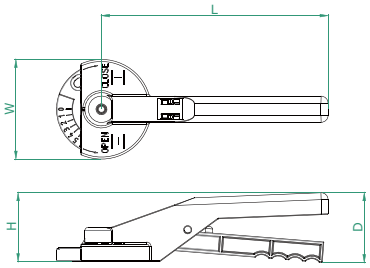

Edelstahl Handhebel
Hebel, Schloss und Platte sind aus Edelstahlguss gefertigt. Bequeme Installation und Verwendung. Exzellentes Oberflächendesign und komfortabler Betrieb. Die Position kann gesperrt werden, indem man eine Schraube mit Mutter in der Hebelöffnung fixiert. Jede Position kann fixiert werden durch die Schraube neben der Verschlussschraube für die Anwendungsregulierung.

Stainless steel hand lever
Lever, locker and plate are made from cast stainless steel. Convenient installation and usage. Excellent surface design and comfortable operating. Position can be locked by fixing one bolt and nut in the lever hole. Any position can be fixed by the screw beside the retainer screw for regulating application.

Leva di acciaio inox
Leva, chiusura e piatto sono fatti di acciaio inox fuso. Installazione e uso comodo. Design superficie eccellente e funzionamento comodo. Per bloccare la posizione si deve fissare una vite con un dado nel buco della leva. Si può fissare ogni posizione con una vite vicino alla vite di chiusura per regolamentazione dell'applicazione.

DN	D	H	L	W	Stem drive	[kg]
DN40-DN80	56	65	195	74	F05 - 11 x 11	0,28
DN100-DN125	78	82	269	101	F07 - 14 x 14	0,63
DN125-DN200	78	82	269	101	F07 - 17 x 17	0,63
DN250-DN300	101	100	330	145	F10 - 22 x 22	1,46

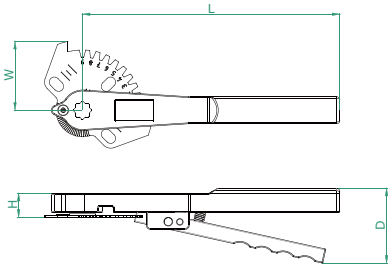

Rometec srl - www.rometec.it - Rometec srl - www.rometec.it - Rometec srl - www.rometec.it

Rometec srl - www.rometec.it - Rometec srl - www.rometec.it - Rometec srl - www.rometec.it

HANDGETRIEBE
ABMESSUNGEN

GEAR BOX
DIMENSIONS

RIDUTTORI
DIMENSIONI

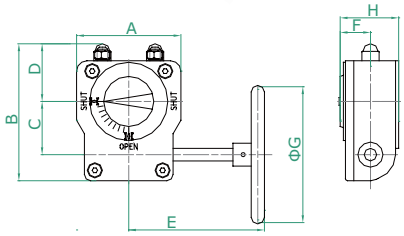

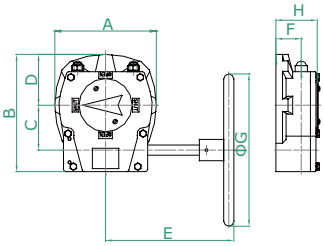

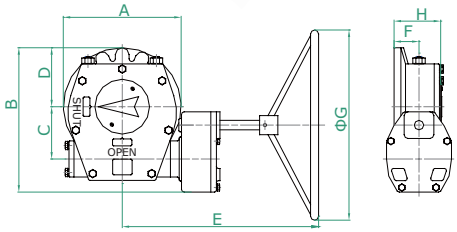

DN	Code	Material - Material - Materiale	Ratio	A	B	C	D	E	F	G	H	[kg]
DN40-DN80	002092910004	**Gehäuse - Housing - Corpo:** Aluminium - Alluminio	40:1	80	98	43	45	99	26	100	48	1,3
DN100	002092910010	**Eingangswelle - Input shaft - Albero d'ingresso:** SS410/SS304	40:1	80	98	43	45	99	26	100	48	1,3
DN125	002092910012	**Schneckenrad - Worm - Ruota elicoidale:** Stahl - Steel - Acciaio	37:1	100	115	50	55	115	27	120	54	2
DN150	002092910015	**Getriebe - Gear - Riduttore:** Duktiles Eisen - Ductile iron - Ferro duttile	37:1	100	115	50	55	115	27	120	54	2
DN200-DN250	002092910020		45:1	146	155	60	81	220	38	300	71	5,6
DN300	002092910030		45:1	146	155	60	81	220	38	300	71	5,6
DN350	002092920035	**Gehäuse - Housing - Corpo:** Cast iron / CF8 / CF8M	42:1	165	182	66	76	208	42	300	72	11
DN400	002092920040	**Schneckenwelle - Worm shaft:** Steel Nickel plated / SS304 / SS316	60:1	200	231	89	100	277	50	400	81	17
DN450	002092920045	**Getriebe - Gear - Riduttore:** Duktiles Eisen / Bronze - Ductile iron / bronze - Ferro duttile / bronzo	68:1	252	296	123	118	357	50	400	91	32
DN500	002092920050		68:1	252	296	123	118	357	50	400	91	32
DN600	002092920060		88:1	315	354	153	145	382	50	500	93	44
DN700-DN800	002092920070		184:1	310	380	138	155	448	65	500	122	65
DN900	002092920090		184:1	310	380	138	155	448	65	500	122	65
DN1000	002092920100		250:1	355	446	181	178	480	80	600	160	110
DN1100	002092920110		720:1	415	642	237	208	575	74	600	155	185
DN1200	002092920120		720:1	415	642	237	208	575	74	600	155	185
DN1400	002092920140		816:1	628	825	440	305	662	192	600	322	500
DN1600	002092920160		1872:1	844	977	537	367	830	217	800	372	1020
DN1800	002092920180		1872:1	844	977	537	367	830	217	800	372	1020
DN2000	002092920200		1872:1	844	977	537	367	830	217	800	372	1020

Die Handgetriebe sind in den Größen DN50 bis DN300 in Stahlguss und Edelstahl ebenso erhältlich. Wir beraten Sie gerne bei der Größenauswahl. Die Dimensionierung des Handgetriebes wird durch die standard Einsatzbedingungen unserer Absperklappen kalkuliert. Die Handgetriebe können ebenfalls für andere Arten von 0-90° Armaturen benützt werden.

For DN50 to DN300 valve, Cast iron and Stainless steel gear box also available, consulting from us for dimensions. The sizing of gear box is calculated on standard working conditions for our butterfly valves. The gear boxes can also be delivered to other kind of quarter turn valves.

I riduttori ghisa o acciaio inox sono disponibile in DN50 a DN300. Siamo felici di consigliarvi la misura giusta. Il dimensionamento del riduttore è calcolato sulla base delle condizioni d'utilizzo standard della valvola a farfalla. I riduttori possono anche essere forniti per altri tipi di valvole a quarto giro.

Rometec srl - www.rometec.it - Rometec srl - www.rometec.it - Rometec srl - www.rometec.it

Rometec srl - www.rometec.it - Rometec srl - www.rometec.it - Rometec srl - www.rometec.it

RACK & PINION
PNEUMATISCHE ANTRIEBE

RACK & PINION
PNEUMATIC ACTUATORS

RACK & PINION
ATTUATORI PNEUMATICI

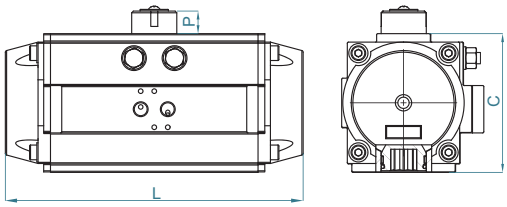

Aluminium Gehäuse
Aluminium housing
Corpo d'aluminio

6bar Luftzufuhr
6bar air supply
6bar riserva d'aria

Doppeltwirkende Antriebe für Absperrklappen - Double acting actuators for butterfly valves - Attuatori doppio effetto per valvole a farfalla

Fig. 27X / 28X		Sizing - Fig. AC-A Double Acting							
DN	Torque / Nm	Size	Output torque / Nm	ISO5211	Stem	C / mm	P / mm	L / mm	[kg]
DN40	11	40	14,3	F03+F05	11x11	60	20	110	1
DN50	12	50	21,6	F03+F05	11x11	70	20	154	1,13
DN65	18	50	21,6	F03+F05	11x11	70	20	154	1,13
DN80	26	65	43,9	F03+F05	14x14	89	20	189	1,97
DN100	38	75	68,2	F05+F07	14x14	100	20	210	2,93
DN125	57	85	100,1	F05+F07	17x17	113	20	229	3,78
DN150	105	95	140,6	F05+F07	17x17	123	20	264	5,14
DN200	200	125	327,4	F07+F10	22x22	161	30	337	10,86
DN250	280	125	327,4	F07+F10	22x22	161	30	337	10,86
DN300	340	140	482,9	F10+F12	27x27	178	30	377	13,77
DN350	600	190	1053,9	F10+F14	27x27	232	30	488	28,41
DN400	800	190	1053,9	F10+F14	27x27	232	30	488	28,41
DN450	1200	210	1471,3	F14	36x36	255	30	550	40,03
DN500	2200	270	3207,5	F16	46x46	331	30	672	73,64

Einfachwirkende Antriebe für Absperrklappen - Spring return actuators for butterfly valves - Attuatori semplice effetto per valvole a farfalla

Fig. 27X / 28X		Sizing - Fig. AC-A Double Acting								
DN	Torque / Nm	Size	Torque air / Nm 0°-90°	Torque spring / Nm 90°-0°	ISO5211	Stem	C / mm	P / mm	L / mm	[kg]
DN40	11	65 S10	26,5 - 17,7	26,2 - 17,4	F03+F05	11x11	89	20	189	2,21
DN50	12	65 S10	26,5 - 17,7	26,2 - 17,4	F03+F05	11x11	89	20	189	2,21
DN65	18	75 S12	42,5 - 27,7	40,4 - 25,7	F05+F07	14x14	100	20	210	3,29
DN80	26	85 S12	60,3 - 37,5	62,5 - 39,7	F05+F07	14x14	113	20	229	4,26
DN100	38	95 S12	87,6 - 57,0	83,6 - 53	F05+F07	14x14	123	20	264	5,86
DN125	57	110 S12	114,6 - 73,2	110 - 68,6	F07+F10	14x14	136	20	266	7,17
DN150	105	125 S12	205 - 134	193,3 - 122,4	F07+F10	17x17	161	30	337	12,54
DN200	200	160 S12	406,4 - 281	389,4 - 264	F10+F12	22x22	200	30	412	23,75
DN250	280	190 S12	617,7 - 427,1	626,8 - 436,2	F10+F14	27x27	232	30	488	33,81
DN300	340	190 S12	617,7 - 427,1	626,8 - 436,2	F10+F14	27x27	232	30	488	33,81
DN350	600	240 S12	1296,9 - 952,5	1329,6 - 985,2	F14+F16	27x27	292	30	602	77,76
DN400	800	240 S12	1296,9 - 952,5	1329,6 - 985,2	F14+F16	27x27	292	30	602	77,76

Die Auslegung der Antriebe zur richtigen Ventilgröße wird durch die standard Einsatzbedingungen kalkuliert. Die Antriebe können ebenfalls für andere Arten von 0-90° Armaturen benützt werden.

The matching of actuator to valve dimension are calculated on standard working conditions for our butterfly valves. The actuators can also be delivered to other kind of quarter turn valves.

Il dimensionamento degli attuatori sulle valvole a farfalla è stato calcolato sulla base delle condizioni d'utilizzo standard. I attuatori possono anche essere forniti per altri tipi di valvole a quarto giro.

Rometec srl - www.rometec.it - Rometec srl - www.rometec.it - Rometec srl - www.rometec.it

Rometec srl - www.rometec.it - Rometec srl - www.rometec.it - Rometec srl - www.rometec.it

SCOTCH YORK
PNEUMATISCHE ANTRIEBE

SCOTCH YORK
PNEUMATIC ACTUATORS

SCOTCH YORK
ATTUATORI PNEUMATICI

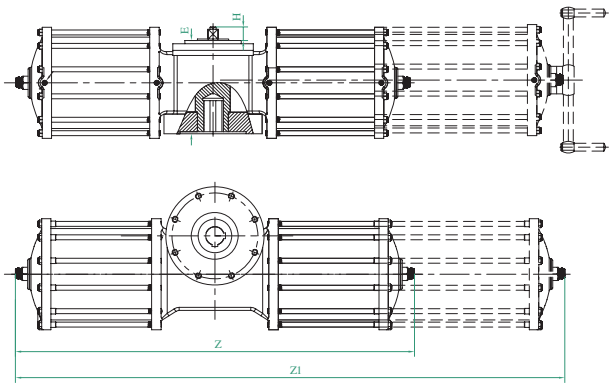

Sphäroguss Gehäuse
Ductile iron housing
Corpo di ghisa sferiodale

6bar Luftzufuhr
6bar air supply
6bar riserva d'aria

Doppeltwirkende Antriebe für Absperrklappen - Double acting actuators for butterfly valves - Attuatori doppio effetto per valvole a farfalla

DN	Code	Size	Output torque / Nm	ISO5211	Stem drive	E / mm	H / mm	Z / mm	[kg]
DN600	005150200060	200	4300	F16	46x46	296	30	1150	170
DN700-DN750	005150250070	250	5720	F25	Ø63,1	296	30	1250	195
DN800-DN900	005150280080	280	10300	F25	Ø74,7	366	30	1460	325
DN1000-DN1100	005150350100	350	20250	F30	Ø94,7	410	30	1900	600
DN1200	005150400120	400	26450	F30	Ø104,7	460	30	1900	800
DN1400-DN1600	005150500140	500	44930	F35	Ø160	570	30	2350	1070
DN1800-DN2000	005150600180	600	94510	F40	Ø199	670	30	2800	1580

Einfachwirkende Antriebe für Absperrklappen - Spring return actuators for butterfly valves - Attuatori semplice effetto per valvole a farfalla

DN	Code	Size	Torque air 12 springs Start - End	Torque spring 12 springs Start - End	ISO 5211	Stem drive	E / mm	H / mm	Z / mm	[kg]
DN400	005151200040	200	3110-2320	1980-1190	F16	27x27	296	30	1635	223
DN450	005151250045	250	5120-4210	2510-1600	F16	36x36	296	30	1750	280
DN500	005151028050	280	7400-4880	5610-2900	F16	46x46	366	30	2350	450
DN600-DN750	005151035060	350	14720-9510	10740-5520	F25	Ø63,1	410	30	2600	845
DN800-DN900	005151040080	400	17670-12060	14400-8770	F25	Ø74,7	460	30	2600	1070
DN1000	005151050100	500	37700-23310	27490-13110	F30	Ø83,7	570	30	2600	1400
DN1100-DN1200	005151060120	600	75020-47255	49880-22115	F30	Ø104,7	670	30	2800	2000

Die Auslegung der Antriebe zur richtigen Ventilgröße wird durch die standard Einsatzbedingungen kalkuliert. Die Antriebe können ebenfalls für andere Arten von 0-90° Armaturen benützt werden.

The matching of actuator to valve dimension are calculated on standard working conditions for our butterfly valves. The actuators can also be delivered to other kind of quarter turn valves.

Il dimensionamento degli attuatori sulle valvole a farfalla è stato calcolato sulla base delle condizioni d'utilizzo standard. I attuatori possono anche essere forniti per altri tipi di valvole a quarto giro.

Rometec srl - www.rometec.it - Rometec srl - www.rometec.it - Rometec srl - www.rometec.it

Rometec srl - www.rometec.it - Rometec srl - www.rometec.it - Rometec srl - www.rometec.it

ALUMINIUM HÜLLE
ELEKTRISCHE ANTRIEBE

ALUMINIUM SHELL
ELECTRIC ACTUATORS

INVOLUCRO ALLUMINIO
ATTUATORI ELETTRICI

Elektrische on-off Antriebe
Eigenschaften

- Kompakt
- On-off
- Lokale Steuerung
- Positionsanzeige
- Manuelle Überbrückung
- Mechanischer Anschlag
- Einphasig, dreiphasig und DC Versionen

Electric on-off actuators
Standard Features

- Compact
- On-off
- Local control
- Position indicator
- Manual override
- Mechanical stops
- Single-phase, three-phase and DC versions

Attuatori elettrici on-off
Caratteristiche

- Compatto
- On-off
- Controllo locale
- Indicatore posizione
- Comando manuale
- Fermo meccanico
- Monofase, trifase e versioni DC

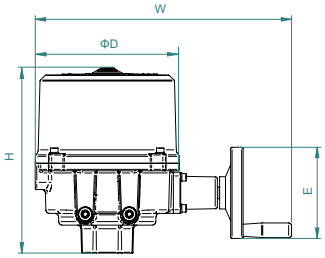

DN	Code	Output torque / Nm	ISO5211	Stem drive	D / mm	H / mm	W / mm	E / mm	[kg]
DN40-80	6050000005	50	F05-F07	17x17	115	171	250	80	3
DN100-DN125	6050000009	90	F07	22x22	200	253	350	125	11
DN150	6050000015	150	F07	22x22	200	313	350	125	11
DN200	6050000040	400	F10	36x36	255	360	450	160	25
DN250	6050000050	500	F10	36x36	255	360	450	160	25
DN300	6050000065	650	F10	36x36	255	360	450	160	25

Fernbedienung
Elektrische on-off Antriebe
Eigenschaften

- Kompakt
- On-off
- Lokale / Fernbedienung
- Positionsanzeige
- Manuelle Überbrückung
- Mechanischer Anschlag
- Einphasig, dreiphasig und DC Versionen

Remote control
electric on-off actuators
Standard Features

- Compact
- On-off
- Local / remote control
- Position indicator
- Manual override
- Mechanical stops
- Single-phase, three-phase and DC versions

Telecomando
Attuatori elettrici on-off
Caratteristiche

- Compatto
- On-off
- Comando locale / telecomando
- Indicatore posizione
- Comando manuale
- Fermo meccanico
- Monofase, trifase e versioni DC

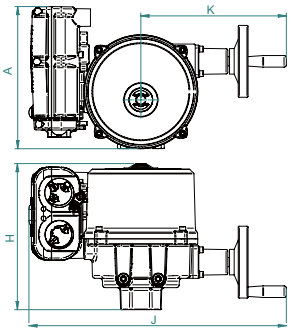

DN	Code	Output torque / Nm	ISO5211	Stem drive	A / mm	H / mm	J / mm	K / mm	[kg]
DN40-80	6051000005	50	F05-F07	17x17	226	171	335	183	5
DN100-DN125	6051000009	90	F07	22x22	246	253	445	252	13
DN150	6051000015	150	F07	22x22	246	313	445	252	13
DN200	6051000040	400	F10	36x36	274	360	542	320	27
DN250	6051000050	500	F10	36x36	274	360	542	320	27
DN300	6051000065	650	F10	36x36	274	360	542	320	27

Die Auslegung der Antriebe zur richtigen Ventilgröße wird durch die standard Einsatzbedingungen kalkuliert. Die Antriebe können ebenfalls für andere Arten von 0-90° Armaturen benützt werden.

The matching of actuator to valve dimension are calculated on standard working conditions for our butterfly valves. The actuators can also be delivered to other kind of quarter turn valves.

Il dimensionamento degli attuatori sulle valvole a farfalla è stato calcolato sulla base delle condizioni d'utilizzo standard. I attuatori possono anche essere forniti per altri tipi di valvole a quarto giro.

Rometec srl - www.rometec.it - Rometec srl - www.rometec.it - Rometec srl - www.rometec.it

Rometec srl - www.rometec.it - Rometec srl - www.rometec.it - Rometec srl - www.rometec.it

ANTRIEBE MIT ELEKTRISCHEM STELLUNGSREGLER
SPHÄROGUSS HÜLLE

Eigenschaften

- Manuelle Überbrückung
- Lokale / Fernbedienung
- Schnelle Antwort auf Steuersignale
- Vereinfachtes Drehmoment und Positionsregelung mit hoher Zuverlässigkeit
- Textanzeige von Status und Setup
- Einphasig, dreiphasig und DC Versionen

Standard Features

- Manual override
- Local / remote control
- Rapid response to control signals
- Simplified torque and position control of high reliability
- Text display for status and setup
- Single-phase, three-phase and DC versions

MODULATING ELECTRIC ACTUATORS
DUCTILE IRON SHELL

Caratteristiche

- Comando manuale
- Comando locale / telecomando
- Risposta rapida su segnali di commando
- Coppia sempilificata e controllo posizione con alta affidabilità
- Display con testi per il stato e la configurazione
- Monofase, trifase e versioni DC

ATTUATORI CON POSIZIONATORE ELETTRICO
INVOLUCRO GHISA

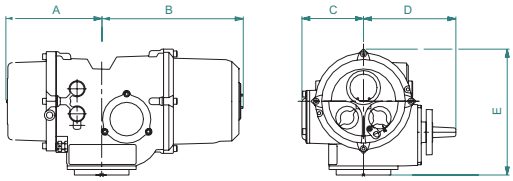

DN	Code	Output torque [Nm]	ISO5211	Stem drive	A / mm	B / mm	C / mm	D / mm	E / mm	90° Max/S	90° Min/S	[kg]
DN50-80	6052000012	50-125	F05/F07/F10	11x11	130	310	135	203	277	20	5	22
DN100-DN150	6052000025	100-250	F07/F10	17x17	130	310	135	203	277	30	8	22
DN200-DN250	6052000050	200-500	F10	22x22	130	310	135	203	277	60	15	22
DN300-DN350	6052000100	400-1000	F12/14	27x27	128	312	123	245	339	120	30	37
DN400-DN450	6052000200	800-2000	F14	36x36	128	312	123	245	339	120	60	37

Fig. 006150 electric on-off actuators
Fig. 006151 remote control electric on-off actuators
Fig. 006152 electric modulating actuators

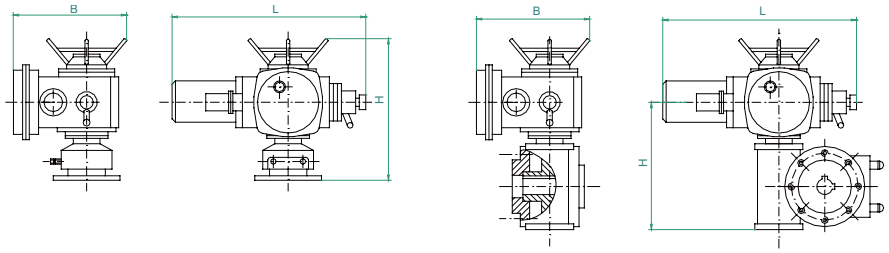

DN	006150 Code	006151 Code	006152 Code	Output torque [Nm]	ISO5211	Stem drive	B / mm	L / mm	H / mm	[kg]
DN350	6050000120	6051000120	6052000120	1200	F12	27x27	340	400	395	60
DN400	6050000180	6051000180	6052000180	1800	F14	27x27	420	550	520	118
DN450	6050000250	6051000250	6052000250	2500	F14	36x36	420	555	520	122
DN500-DN600	6050000500	6051000500	6052000500	5000	F16	46x46	420	595	520	125
DN700-DN750	6050000800	6051000800	6052000800	8000	F25	Ø63,1	576	675	655	191
DN800-DN900	6050001200	6051001200	6052001200	12000	F25	Ø74,7	576	730	600	284
DN1000	6050001600	6051001600	6052001600	16000	F30	Ø83,7	576	730	650	374
DN1100	6050002300	6051002300	6052002300	23000	F30	Ø94,7	576	750	650	380
DN1200-1400	6050003200	6051003200	6052003200	32000	F35	Ø139,9	576	780	800	650
DN1600	6050004000	6051004000	6052004000	40000	F35	Ø160	680	810	800	640
DN1800-DN2000	6050006300	6051006300	6052006300	63000	F40	Ø199	680	810	980	857

Die Auslegung der Antriebe zur richtigen Ventilgröße wird durch die standard Einsatzbedingungen kalkuliert. Die Antriebe können ebenfalls für andere Arten von 0-90° Armaturen benützt werden.

The matching of actuator to valve dimension are calculated on standard working conditions for our butterfly valves. The actuators can also be delivered to other kind of quarter turn valves.

Il dimensionamento degli attuatori sulle valvole a farfalla è stato calcolato sulla base delle condizioni d'utilizzo standard. I attuatori possono anche essere forniti per altri tipi di valvole a quarto giro.

Rometec srl - www.rometec.it - Rometec srl - www.rometec.it - Rometec srl - www.rometec.it

Rometec srl - www.rometec.it - Rometec srl - www.rometec.it - Rometec srl - www.rometec.it

SCHRAUBEN ANZAHL & LÄNGE FÜR VENTIL INSTALLATION

BOLT QUANTITY & LENGHT FOR VALVE INSTALLATION

QUANTITÀ FULMINE & LUNGHEZZA PER L'INSTALLAZIONE DELLE VALVOLE

DN	Flange	Bolt Dia.	Wafer type connection			Lug type connection		
			Qty of bolts	L	L1	Qty of bolts	L2	L3
40	PN10	M16	4	135	115	4 x 2	35	
	ANSI150	1/2"-10UNC	4	120	100	4 x 2	35	
50	PN10	M16	4	145	125	4 x 2	40	
	ANSI150	5/8"-11UNC	4	130	110	4 x 2	40	
65	PN10	M16	4	150	130	4 x 2	40	
	ANSI150	5/8"-11UNC	4	140	120	4 x 2	45	
80	PN10	M16	8	150	130	8 x 2	40	
	ANSI150	5/8"-11UNC	4	145	125	4 x 2	45	
100	PN10	M16	8	160	140	8 x 2	45	
	ANSI150	5/8"-11UNC	8	150	130	8 x 2	45	
125	PN10	M16	8	165	145	8 x 2	50	
	ANSI150	3/4"-10UNC	8	155	130	8 x 2	50	
150	PN10	M20	8	175	150	8 x 2	50	
	ANSI150	3/4"-10UNC	8	160	135	8 x 2	50	
200	PN10	M20	8	180	155	8 x 2	55	
	PN16	M20	12	185	160	12 x 2	55	
	ANSI150	3/4"-10UNC	8	170	145	8 x 2	55	
250	PN10	M20	12	200	175	12 x 2	60	
	PN16	M24	12	210	185	12 x 2	60	
	ANSI150	7/8"-9UNC	12	190	165	12 x 2	60	
300	PN10	M20	12	210	185	12 x 2	65	
	PN16	M24	12	230	200	12 x 2	65	
	ANSI150	7/8"-9UNC	12	200	175	12 x 2	60	
350	PN10	M20	16	215	190	16 x 2	65	
	PN16	M24	16	240	210	16 x 2	65	
	ANSI150	1"-8UNC	12	220	190	12 x 2	65	
400	PN10	M24	16	255	230	16 x 2	75	
	PN16	M27	16	280	250	16 x 2	75	
	ANSI150	1"-8UNC	16	245	215	16 x 2	80	
450	PN10	M24	20	275	245	20 x 2	80	
	PN16	M27	20	310	280	20 x 2	80	
	ANSI150	1 1/8"-7UNC	16	265	235	16 x 2	80	
500	PN10	M24	20	295	260	20 x 2	85	
	PN16	M30	20	335	300	20 x 2	90	
	ANSI150	1 1/8"-7UNC	20	285	250	20 x 2	90	
600	PN10	M27	20	310	280	20 x 2	100	
	PN16	M33	20	385	350	20 x 2	100	
	ANSI150	1 1/4"-7UNC	20	335	300	20 x 2	110	
700	PN10	M27	24	335	300	24 x 2	100	130
	PN16	M33	24	370	330	24 x 2	115	150
	ANSI150	1 1/4"-7UNC	28	385	345	28 x 2	120	160
800	PN10	M30	24	375	340	24 x 2	115	150
	PN16	M36	24	425	380	24 x 2	130	175
	ANSI150	1 1/2"-6UNC	28	440	395	28 x 2	135	185
900	PN10	M30	28	400	365	28 x 2	115	155
	PN16	M36	28	455	410	28 x 2	135	185
	ANSI150	1 1/2"-6UNC	32	475	430	32 x 2	145	195
1000	PN10	M33	28	435	395	28 x 2	125	165
	PN16	M39	28	485	440	28 x 2	145	190
	ANSI150	1 1/2"-6UNC	36	485	440	36 x 2	145	190
1200	PN10	M36	32	505	365	32 x 2	145	195
	PN16	M45	32	505	460	32 x 2	145	195
	ANSI150	1 1/2"-6UNC	44	560	515	44 x 2	170	220
1400	PN10	M39	36	500	455	36 x 2	120	175
	PN16	M45	36	545	495	36 x 2	140	195
	ANSI150	1 3/4"-5UNC	48	620	575	48 x 2	180	235
1600	PN10	M45	40	565	515	40 x 2	135	190
	PN16	M52	40	630	575	40 x 2	160	220
	ANSI150	1 3/4"-5UNC	52	565	515	52 x 2	135	190
1800	PN10	M45	44	620	575	44 x 2	150	205
	PN16	M52	44	685	630	44 x 2	175	230
	ANSI150	1 3/4"-5UNC	60	620	575	60 x 2	150	205
2000	PN10	M45	48	680	635	48 x 2	160	215
	PN16	M56	48	770	710	48 x 2	190	250
	ANSI150	2"-4.5UNC	64	680	635	64 x 2	160	215

27X DN40-DN2000

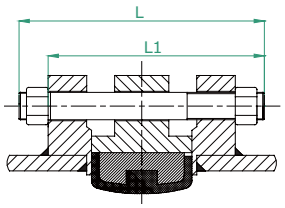

28X DN40-DN600

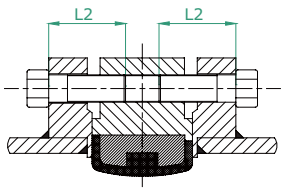

28X DN700-DN2000
Type 1 Connection

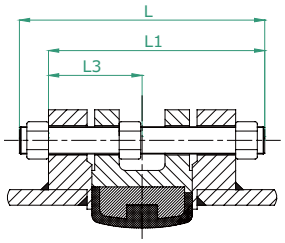

28X DN700-DN2000
Type 2 Connection

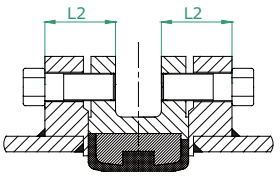

Rometec srl - www.rometec.it - Rometec srl - www.rometec.it - Rometec srl - www.rometec.it

Rometec srl - www.rometec.it - Rometec srl - www.rometec.it - Rometec srl - www.rometec.it

AUTOMATION
CENTER
GERMANY

(valves+actuators)² since 1993

VERBINDUNGSFLANSCH DIMENSIONEN
MATING FLANGE DIMENSIONS
FLANGIE COLLEGAMENTO DIMENSIONI

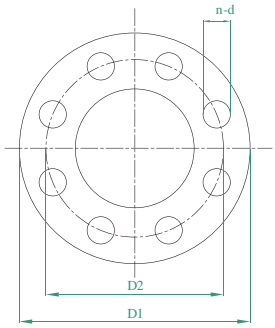

- ISO7005/1/2/3 PN6, 10, 16, 20 Metallic Flanges
- DIN2501 PN6, 10, 16 Flanges, Mating Dimensions
- BS4504 PN6, 10, 16 Flanges+Bolting, Metric Series
- ANSI B16.5 CLASS150 Pipe flanges and flanged fittings
- MSSSP44 Class150 Steel pipeline flanges
- BS10 Flanges and bolting for pipes, valves and fittings
- API605 CLASS150 Large diameter carbon steel flanges
- JISB2211 JIS 5K Basic dimensions of 5bar ferrous materials pipe flanges
- JISB2212 JIS 10K Basic dimensions of 10bar ferrous materials pipe flanges
- JISB2213 JIS 16K Basic dimensions of 16bar ferrous materials pipe flanges

Size		PN6 (cast iron)					PN10 (cast iron)					PN16 (cast iron)					PN20					ANSI Class150					MSS/BS. Class150				
DN	NPS	D1	D2	d	Bolt	n	D1	D2	d	Bolt	n	D1	D2	d	Bolt	n	D1	D2	d	Bolt	n	D1	D2	d	Bolt	n	D1	D2	d	Bolt	n
DN40	1 1/2"	130	110	14	M12	4	150	110	18	M16	4	150	110	18	M16	4	130	98,5	16	M14	4	127	98,5	15,9	1/2	4					
DN50	2"	140	110	14	M12	4	165	125	19	M16	4	165	125	19	M16	4	150	120,5	18	M16	4	152	120,6	19,1	5/8	4					
DN65	2,5"	160	130	14	M12	4	185	145	19	M16	4	185	145	19	M16	4	180	139,5	18	M16	4	178	139,7	19,1	5/8	4					
DN80	3"	190	150	19	M16	4	200	160	19	M16	8	200	160	19	M16	8	190	152,5	18	M16	4	191	152,4	19,1	5/8	4					
DN100	4"	210	170	19	M16	4	220	180	19	M16	8	220	180	19	M16	8	230	190,5	18	M16	8	229	190,5	19,1	5/8	8					
DN125	5"	240	200	19	M16	8	250	210	19	M16	8	250	210	19	M16	8	255	216,0	22	M20	8	254	215,9	22,4	3/4	8					
DN150	6"	265	225	19	M16	8	285	240	23	M20	8	285	240	23	M20	8	280	241,5	22	M20	8	279	241,3	22,4	3/4	8					
DN200	8"	320	280	19	M16	8	340	295	23	M20	8	340	295	23	M20	12	345	298,5	22	M20	8	343	298,5	22,4	3/4	8					
DN250	10"	375	335	19	M16	12	395	350	23	M20	12	400	355	28	M24	12	405	362,0	26	M24	12	406	362,0	25,4	7/8	12					
DN300	12"	440	395	23	M20	12	445	400	23	M20	12	455	410	28	M24	12	485	432,0	26	M24	12	483	431,8	25,4	7/8	12	483	432	25	7/8	12
DN350	14"	490	445	23	M20	12	505	460	23	M20	16	520	470	28	M24	16	535	476,0	29,5	M27	12	533	476,3	28,5	1	12	535	476	29	1	12
DN400	16"	540	495	23	M20	16	565	515	28	M24	16	580	525	31	M27	16	600	540,0	29,5	M27	16	597	539,8	28,5	1	16	595	540	29	1	16
DN450	18"	595	550	23	M20	16	615	565	28	M24	20	640	585	31	M27	20	635	578,0	32,5	M30	16	635	577,9	31,8	1 1/8	16	635	578	32	1 1/8	16
DN500	20"	645	600	23	M20	20	670	620	28	M24	20	715	650	34	M30	20	700	635,0	32,5	M30	20	699	635,0	31,8	1 1/8	20	700	635	32	1 1/8	20
DN600	24"	755	705	26	M24	20	780	725	31	M27	20	840	770	37	M33	20	815	749,5	32,5	M33	20	813	749,3	35,1	1 1/4	20	815	749	35	1 1/4	20
DN700	28"	860	810	26	M24	24	895	840	31	M27	24	910	840	37	M33	24											925	863	35	1 1/4	28
DN750	30"	920	865	31	M27	24	965	900	34	M30	24	970	900	37	M33	24											985	914	35	1 1/4	28
DN800	32"	975	920	31	M27	24	1015	950	34	M30	24	1025	950	40	M36	24											1060	978	41	1 1/2	28
DN900	36"	1075	1020	31	M27	24	1115	1050	34	M30	28	1125	1050	40	M36	28											1170	1086	41	1 1/2	32
DN1000	40"	1175	1120	31	M27	28	1230	1160	37	M33	28	1255	1170	43	M39	28											1290	1200	41	1 1/2	36
DN1100	44"	1305	1240	34	M30	32	1340	1270	37	M33	32	1355	1270	43	M39	32											1405	1314	41	1 1/2	40
DN1200	48"	1405	1340	34	M30	32	1455	1380	40	M36	32	1485	1390	49	M45	32											1510	1422	41	1 1/2	44

Beachten Sie, dass die Durchmesser der Bolzenlöcher der Flansche in Stahl und Kupferlegierung sich von Gusseisen-Flanschen unterscheiden.
It should be noted that the diameters of the bolt holes in steel and copper alloy flanges are different from cast iron flanges.
Notate che il diametro foro delle flangie di acciaio inox e lega di rame sono diversi che le flangie di ghisa.

Size		BS TABLE D					BS TABLE E					JIS 5K					JIS 10K					JIS 16K				
DN	NPS	D1	D2	d	Bolt	n	D1	D2	d	Bolt	n	D1	D2	d	Bolt	n	D1	D2	d	Bolt	n	D1	D2	d	Bolt	n
DN40	1 1/2"	133,4	98,4	15,9	1/2	4	133,4	98,4	15,9	1/2	4	120	95	15	M12	4	140	105	19	M16	4	140	105	19	M16	4
DN50	2"	152,4	114,3	19,1	5/8	4	152,4	114,3	19,1	5/8	4	130	105	15	M12	4	155	120	19	M16	4	155	120	19	M16	8
DN65	2,5"	165,1	127,0	19,1	5/8	4	165,1	127,0	19,1	5/8	4	155	130	15	M12	4	175	140	19	M16	4	175	140	19	M16	8
DN80	3"	184,2	146,1	19,1	5/8	4	184,2	146,1	19,1	5/8	4	180	145	19	M16	4	185	150	19	M16	8	200	160	23	M20	8
DN100	4"	215,9	177,8	19,1	5/8	4	215,9	177,8	19,1	5/8	8	200	165	19	M16	8	210	175	19	M16	8	225	185	23	M20	8
DN125	5"	254,0	209,6	19,1	5/8	8	254,0	209,6	19,1	5/8	8	235	200	19	M16	8	250	210	23	M20	8	270	225	25	M22	8
DN150	6"	279,4	235,0	19,1	5/8	8	279,4	235,0	22,2	3/4	8	265	230	19	M16	8	280	240	23	M20	8	305	260	25	M22	12
DN200	8"	336,6	292,1	19,1	5/8	8	336,6	292,1	22,2	3/4	8	320	280	23	M20	8	330	290	23	M20	12	350	305	25	M22	12
DN250	10"	406,4	355,6	22,2	3/4	8	406,4	355,6	22,2	3/4	12	385	345	23	M20	12	400	355	25	M22	12	430	380	27	M24	12
DN300	12"	457,2	406,4	22,2	3/4	12	457,2	406,4	25,4	7/8	12	430	390	23	M20	12	445	400	25	M22	16	480	430	27	M24	16
DN350	14"	527,1	469,9	25,4	7/8	12	527,1	469,9	25,4	7/8	12	480	435	25	M22	12	490	445	27	M22	16	540	480	33	M30	16
DN400	16"	577,9	520,7	25,4	7/8	12	577,9	520,7	25,4	7/8	12	540	495	25	M22	16	560	510	27	M24	16	605	540	33	M30	16
DN450	18"	641,4	584,2	25,4	7/8	12	641,4	584,2	25,4	7/8	16	605	555	25	M22	16	620	565	27	M24	20	675	605	33	M30	20
DN500	20"	704,9	641,4	25,4	7/8	16	704,9	641,4	25,4	7/8	16	655	605	25	M22	20	675	620	33	M24	20	730	660	33	M30	20
DN600	24"	825,5	755,7	28,5	1	16	825,5	755,7	31,7	1 1/8	16	7700	715	27	M24	20	795	730	33	M30	24	845	770	39	M36	24
DN700	28"											875	820	27	M24	24	905	840	33	M30	24	960	875	42	M39	24
DN750	30"	997,0	927,1	31,7	1 1/8	20	997,0	927,1	34,9	1 1/4	20	945	880	33	M30	24	970	900	33	M30	24	1020	935	42	M39	24
DN800	32"											995	930	33	M30	24	1020	950	33	M30	28	1085	990	48	M45	24
DN900	36"	1174,8	1092,2	34,9	1 1/4	24	1174,8	1092,2	34,9	1 1/4	24	1095	1030	33	M30	24	1120	1050	33	M30	28	1185	1090	48	M45	28
DN1000	40"											1195	1130	33	M30	28	1235	1160	39	M36	28	1320	1210	56	M52	28
DN1100	44"											1305	1240	33	M30	28	1345	1270	39	M36	28	1420	1310	56	M52	32
DN1200	48"	1492,3	1409,7	34,9	1 1/4	32	1492,3	1409,7	38,1	1 3/8	32	1420	1350	33	M30	32	1445	1380	39	M36	32	1520	1420	56	M52	32

Rometec srl - www.rometec.it - Rometec srl - www.rometec.it - Rometec srl - www.rometec.it

Rometec srl - www.rometec.it - Rometec srl - www.rometec.it - Rometec srl - www.rometec.it

MONTAGEHINWEISE

- Prüfen Sie, dass die Angaben auf dem Typenschild ihren Anforderungen hinsichtlich Druckstufe, Temperaturen und Medium entsprechen.
- Die Rohrleitung muss gerade sein und die Flansche zueinander parallel.
- Zwischen den Flanschen muss ein Abstand sein, welcher der Baulänge der Absperrklappe entspricht.
- Die Absperrklappe kann in beliebiger Position montiert werden. Falls viele Schmutzpartikel im Kanal vorhanden sind, sollte man zur Reinigung die Scheibe abmontieren.
- Vor der Installation muss die Rohrleitung von Schmutz und Überbleibsel von Schweissresten gereinigt werden, um eine Beschädigung der Dichtung zu verhindern. Während der Reinigung sollte die Absperklappe geöffnet sein und nicht betätigt werden, bevor die Reinigung abgeschlossen wurde.
- Schweissarbeiten dürfen nicht in Nähe der Absperrklappe ausgeführt werden, da Schweissrückstände die Dichtung beschädigen können.
- Verwenden Sie keine Dichtungen.
  Die Manschette dichtet die Atmosphäre ab.
- Bei Vakuum, hoher Fließgeschwindigkeit oder Wasserschlag sollten Flansche ohne losen Kragen verwendet werden, um die besten Bedingungen zu erreichen.

INSTALLATION GUIDE

- Check that the specifications on the identification plate meet the requirements regarding pressure, temperature and media.
- The piping must have a straight line and the flanges have to be parallel.
- There must be a distance between the flanges, corresponding to the face-to-face dimensions of the butterlfy valve.
- The butterfly valve can be mounted in any direction. However if there are a lot of dirt particles on the bottom of the pipe, it will be suitable to mount off the disc.
- Before commissioning, the pipework has to be rinsed out to remove dirt and remnants of welding material, to avoid damage of the liner. During the rinsing procedure, the butterfly valve has to be positioned as open and may not be operated before the rinsing has been completed.
- Welding operations may not be performed nearby the butterfly valve, as welding drops can damage the liner.
- Do not use gaskets. The liner works as sealing to the atmosphere.
- Where vacuum, high flow rate or water hammering can occur, flanges without a loose collar should be used, to obtain the best conditions.

ISTRUZIONI DI MONTAGGIO

- Controllate se le dati sulla targhetta dati corrispondano ai Vostri requisti rispetto alla pressione, temperatura e mezzo.
- Il tubo deve essere dritto e le flangie parallelamente.
- Deve esserci una distanza tra le flangie che corrisponde alla lunghezza della valvola a farfalla.
- La valvola a farfalla può essere montata in qualsiasi posizione. Se ci sono molte particelle di sporco nel canale, è necessario rimuovere il disco per la pulizia.
- Prima dell'instalazione si deve pulire la tubazione per evitare un danneggiamento della guarnizione a causa di residui saldatura. Durante la pulitura, la valvola a farfalla deve essere aperta e non azionata fino al completamento della pulitura.
- I lavori di saldatura non devono essere eseguiti vicino alla valvola a farfalla poiché i residui di saldatura possono danneggiare la guarnizione.
- Non usare guarnizioni. La sede funziona come tenuta all'atmosfera.
- Nei casi in cui si possono verificare vuoto, alta portata o colpi d'ariete, è necessario utilizzare flange prive di collare sciolte per ottenere le migliori condizioni.

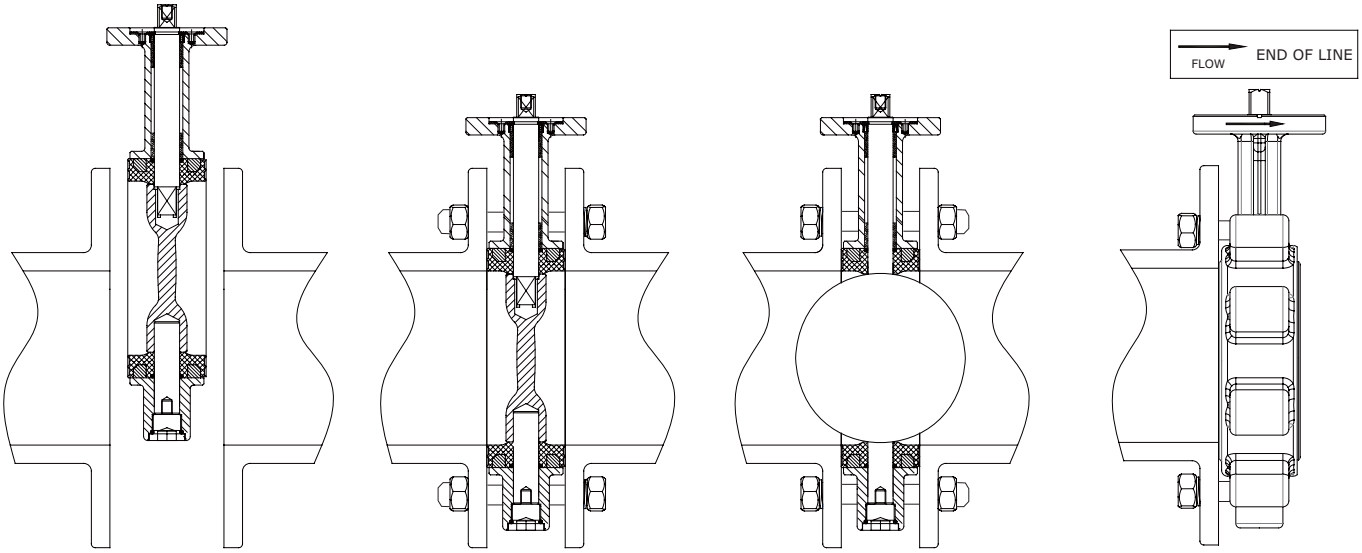

Positionieren Sie die Absperrklappe in geschlossener Stellung zwischen den Flanschen.

Carefully place the butterfly valve between the flanges, with the disc in closed position.

Piazzate la valvola a farfalla in posizione chiusa tra le flangie.

Prüfen Sie, dass die Flansche die Dichtung bzw. deren Dichtfläche abdecken. Danach können Sie die Bolzen bzw. Schrauben an den Flanschen per Hand anziehen.

Check that the flange covers the area of the liner. Afterwards tighten the bolt on the flange by hand.

Controllate se le flangie copronno le guarnizioni. Poi potete stringere le vite a mano.

Bitte die Absperrklappe vorsichtig öffnen und schließen um zu prüfen, dass die Scheibe mittig sitzt und nicht die Flansche berührt. Bei offener Klappenscheibenstellung können Sie nun die Schrauben mit einem Schraubenschlüssel über Kreuz anziehen.

Carefully open and close the valve to check that the disc centralizes and the disc does not touch the flange. With the disc in the open position, tighten crosswise with a wrench.

Aprite la valvola con attenzione e controllate se il disco siede al centro e non tocca le flangie. Con il disco aperto potete fissare le vite al manicotto con una cacciavite.

Stellen Sie sicher, dass die 28X-48X lug Absperrklappe in ordnungsgemäßer Fließrichtung istalliert wurde für das Ende des Anschlussrohres: der Fließrichtungspfeil auf dem Ventil-Schild oder Körper sollte mit der Fließrichtung des Mediums übereinstimmen.

Ensure that 28X-48X lug butterfly valve is installed in proper flow direction for end of pipe service: the flow arrow direction on valve nameplate or body should be in accordance with the flow direction of medium.

Assicuratevi che la 28X-48X lug valvola a farfalla e installata in direzione del flusso giusta per la fine del canale: la freccia sul corpo mostra la direzione del flusso che deve corrispondere con la direzione del mezzo.

Rometec srl - www.rometec.it - Rometec srl - www.rometec.it - Rometec srl - www.rometec.it

Rometec srl - www.rometec.it - Rometec srl - www.rometec.it - Rometec srl - www.rometec.it

Da die Absperrklappen mit der einzigartigen Wellenform ausgestattet sind, muss die Betätigung der Ventile (freie Welle, Griff oder geöffnetes Getriebe) den nachstehenden Richtlinien folgen.

As the butterfly valves are equipped with the unique wave shape liner, the operation of the valves, either free stem, handle or gear opened, has to follow the guidelines as shown below.

Poiché le valvole a farfalla sono dotate dell'unica forma d'onda, il funzionamento delle valvole (albero libero, impugnatura o riduttore aperto) deve seguire le linee guida seguenti.



Eine kleine dreieckige Figur wird auf der Manschette platziert. Dieses Dreieck zeigt an, in welche Richtung sich die Scheibe öffnet. Drehen Sie die Scheibe gegen den Uhrzeigersinn in Richtung zum Öffnen.

A small triangular shaped figure is placed on the liner, this triangle indicstes which way the disc opening. Turn disc Anticlockwise towards to open.

Una piccola figura triangolare è posizionata sulla sede, questo triangolo indica il modo in cui l'apertura del disco. Girare il disco in senso antiorario per aprire.



Im Uhrzeigersinn drehen, um das Ventil zu schließen, wobei das Ventil im Bereich von -2 ° bis 2 ° abgedichtet ist. Wenn ein niedrigeres Drehmoment erforderlich ist, stoppen Sie die Scheibe im Bereich von 2 ° bis 0 °. Wenn eine dichtere Versiegelung erforderlich ist, stoppen Sie die Scheibe im Bereich 0 ° bis -2 °.

Turn Clockwise to close the valve, the valve sealing in the area of -2° to 2° range. If a lower torque is necessary, stop the disc to the 2° to 0° range. If a tighter sealing is necessary, stop the disc to the 0° to -2° range.

Ruotare in senso orario per chiudere la valvola, la tenuta della valvola nella zona compresa tra -2 ° e 2 °. Se una coppia più bassa è necessaria, fermate il disco nella gamma da 2 ° a 0 °. Se una tenuta più stretta è necessaria, fermare il disco nella gamma da 0 ° a -2 °.

Rometec srl - www.rometec.it - Rometec srl - www.rometec.it - Rometec srl - www.rometec.it

Rometec srl - www.rometec.it - Rometec srl - www.rometec.it - Rometec srl - www.rometec.it

AUTOMATION CENTER GERMANY

(valves+actuators)² since 1993

ABSPERRKLAPPEN
GRAUGUß

Zwischenflansch-Absperrklappe
1-teilige Ausführung

Betätigung: ISO5211-DIN 3337
Anschlüsse: Für Montage zwischen Flansche EN1092 PN10/16-ANSI125/150
Baulänge: EN558 Reihe 20 (frühere DIN3202 K1)
Gehäuse: GGG40 Sphäroguß
Scheibe: Edelstahl 1.4408
Größen: DN40-DN350 (DN400-DN1400 auf Anfrage)
Dichtungen: NBR, EPDM

BUTTERFLY VALVES
CAST IRON

Wafer type butterfly valve
1-piece design

Interface: ISO5211-DIN 3337
Connection: For mounting between flanges EN1092 PN10/16-ANSI125/150
Lenght: EN558 row 20 (former DIN3202 K1)
Body: GGG40 cast iron
Disc: Stainless steel AISI316
Sizes: DN40-DN350 (DN400-DN1400 on request)
Seat + seal: NBR, EPDM

VALVOLE A FARFALLA
GHISA

Valvola a farfalla Wafer
Monocorpo design

Interfaccia: ISO5211-DIN 3337
Attacchi: Per montaggio tra flangie EN1092 PN10/16-ANSI125/150
Lunghezza: EN558 serie 20 (prima DIN3202 K1)
Corpo: GGG40 ghisa sferoidale
Disco: Acciaio inox AISI316
Misure: DN40-DN350 (DN400-DN1400 su richiesta)
Guarnizioni: NBR, EPDM


Pneumatic DA
D274


Pneumatic SR
S274

Electric
E274

Hand lever
H274

Valve Only
V274

DN	40	50	65	80	100	125	150	200	250	300	350
Actuator DA	30	30	30	30	60	60	120	360	360	360	AC-A160DA
Actuator SR	30	30	60	60	120	120	360	AC-A140S12	AC-A160S12	AC-A190S12	AC-A210S12
Actuator BT	25	25	38	38	60	90	170	350	350	ALE500	ALE500
Mit doppeltwirkendem peumatischen Antrieb DA				With double-acting pneumatic actuator DA				Con attuatore pneumatico doppio effetto DA			
Art. NBR	D274BN08	D274BN09	D274BN10	D274BN11	D274BN12	D274BN13	D274BN14	D274BN15	D274BN16	D274BN17	D274BN18
Art. EPDM	D274BE08	D274BE09	D274BE10	D274BE11	D274BE12	D274BE13	D274BE14	D274BE15	D274BE16	D274BE17	D274BE18
Mit einfachwirkendem peumatischen Antrieb SR				With spring return pneumatic actuator SR				Con attuatore pneumatico semplice effetto SR			
Art. NBR	S274BN08	S274BN09	S274BN10	S274BN11	S274BN12	S274BN13	S274BN14	S274BN15	S274BN16	S274BN17	S274BN18
Art. EPDM	S274BE08	S274BE09	S274BE10	S274BE11	S274BE12	S274BE13	S274BE14	S274BE15	S274BE16	S274BE17	S274BE18
Mit elektrischem Antrieb blu-e-torque BT				With electric actuator blu-e-torque BT				Con attuatore elettrico blu-e-torque BT			
Art. NBR	E274BN08	E274BN09	E274BN10	E274BN11	E274BN12	E274BN13	E274BN14	E274BN15	E274BN16	E274BN17	E274BN18
Art. EPDM	E274BE08	E274BE09	E274BE10	E274BE11	E274BE12	E274BE13	E274BE14	E274BE15	E274BE16	E274BE17	E274BE18
Mit manuellem Handhebel H				With manual hand lever H				Con leva manuale H			
Art. NBR	H274BN08	H274BN09	H274BN10	H274BN11	H274BN12	H274BN13	H274BN14	H274BN15	H274BN16	HG274BN17	HG274BN18
Art. EPDM	H274BE08	H274BE09	H274BE10	H274BE11	H274BE12	H274BE13	H274BE14	H274BE15	H274BE16	HG274BE17	HG274BE18
Nur Ventil				Valve only				Valvola sola			
Art. NBR	V274BN08	V274BN09	V274BN10	V274BN11	V274BN12	V274BN13	V274BN14	V274BN15	V274BN16	V274BN17	V274BN18
Art. EPDM	V274BE08	V274BE09	V274BE10	V274BE11	V274BE12	V274BE13	V274BE14	V274BE15	V274BE16	V274BE17	V274BE18

D 2 7 4 B N 0 8

Betätigung Actuation Azionamento
D DA Double-acting pneumatic actuator
S SR Spring return pneumatic actuator
E Electric actuator
H Hand lever manual - HG Manual gear
V Valve only as a spare part

Serie
Wafer

Dichtung
Seat+seal
Guarnizioni
BN NBR

Nennweite Size Dimensione
08 DN40 14 DN150
09 DN50 15 DN200
10 DN65 16 DN250
11 DN80 17 DN300
12 DN100 18 DN350

TÜVRheinland ZERTIFIZIERT
Management System ISO 9001:2015
www.tuv.com

Rometec srl - www.rometec.it - Rometec srl - www.rometec.it - Rometec srl - www.rometec.it

Rometec srl - www.rometec.it - Rometec srl - www.rometec.it - Rometec srl - www.rometec.it

MAßZEICHNUNGEN

DIMENSIONAL DRAWINGS

DISEGNI DIMENSIONI

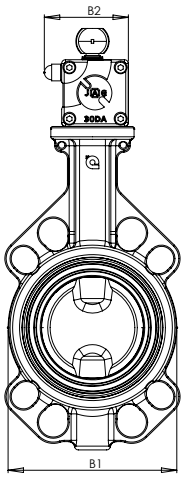

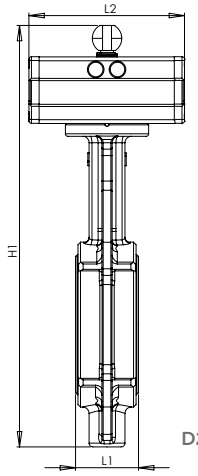

D274

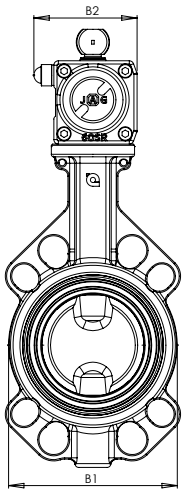

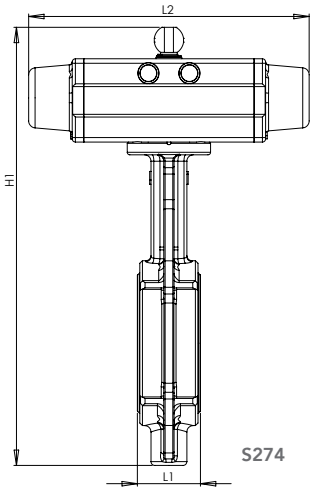

S274

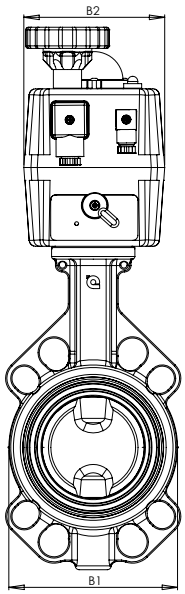

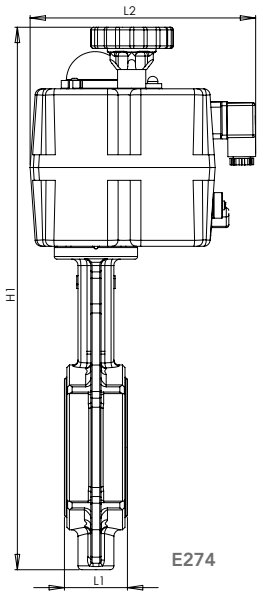

E274

Alle Maße in mm
All dimensions in mm
Tutte le dimensioni in mm

DN	L1 D274 S274 E274	L2 D274 S274 E274	B1 D274 S274 E274	B2 D274 S274 E274	H1 D274 S274 E274
40	33 33 33	122 195 181	86 86 86	66,5 66,5 110	252,5 252,5 349,5
50	43 43 43	122 195 181	102 102 102	66,5 66,5 110	274 274 371
65	46 46 46	122 219 181	116 116 116	66,5 80,6 110	218 301 385
80	46 46 46	122 219 181	132 132 132	66,5 80,6 110	324,5 337,5 421,5
100	52 52 52	151 300 181	157 157 157	80,6 95,6 110	365,5 380,5 476,5
125	56 56 56	151 300 181	195 195 195	80,6 95,6 110	394 409 505
150	56 56 56	198 410 235	218 218 218	95,6 130,5 214	445 475 599
200	60 60 60	270 394 235	271 271 271	130,5 152 214	530 602 654
250	68 68 68	270 458 235	329 329 329	130,5 174 214	609 706 733
300	78 78 78	270 534 358	382 382 382	130,5 206 256	663 793 829
350	78 78 78	458 532 358	422 422 422	174 226 256	832 890 901

Rometec srl - www.rometec.it - Rometec srl - www.rometec.it - Rometec srl - www.rometec.it

Rometec srl - www.rometec.it - Rometec srl - www.rometec.it - Rometec srl - www.rometec.it

AUTOMATION CENTER GERMANY

(valves+actuators)² since 1993

ABSPERRKLAPPEN
GRAUGUß

Zwischenflansch-Absperrklappe
1-teilige Ausführung

Betätigung: ISO5211-DIN 3337
Anschlüsse: Für Montage zwischen Flansche EN1092 PN10/16-ANSI125/150
Baulänge: EN558 Reihe 20 (frühere DIN3202 K1)
Gehäuse: GGG40 Sphäroguß
Scheibe: Edelstahl 1.4408
Größen: DN40-DN350 (DN400-DN1400 auf Anfrage)
Dichtungen: VITON

BUTTERFLY VALVES
CAST IRON

Wafer type butterfly valve
1-piece design

Interface: ISO5211-DIN 3337
Connection: For mounting between flanges EN1092 PN10/16-ANSI125/150
Lenght: EN558 row 20 (former DIN3202 K1)
Body: GGG40 cast iron
Disc: Stainless steel AISI316
Sizes: DN40-DN350 (DN400-DN1400 on request)
Seat + seal: VITON

VALVOLE A FARFALLA
GHISA

Valvola a farfalla Wafer
Monocorpo design

Interfaccia: ISO5211-DIN 3337
Attacchi: Per montaggio tra flangie EN1092 PN10/16-ANSI125/150
Lunghezza: EN558 serie 20 (prima DIN3202 K1)
Corpo: GGG40 ghisa sferoidale
Disco: Acciaio inox AISI316
Misure: DN40-DN350 (DN400-DN1400 su richiesta)
Guarnizioni: VITON



Pneumatic DA
D274



Pneumatic SR
S274



Electric
E274

Hand lever
H274

Valve Only
V274

DN	40	50	65	80	100	125	150	200	250	300	350
Actuator DA	30	30	30	30	60	60	120	360	360	360	AC-A160DA
Actuator SR	30	30	60	60	120	120	360	AC-A140S12	AC-A160S12	AC-A190S12	AC-A210S12
Actuator BT	25	25	38	38	60	90	170	350	350	ALE500	ALE500
Mit doppeltwirkendem peumatischen Antrieb DA				**With double-acting pneumatic actuator DA**				**Con attuatore pneumatico doppio effetto DA**			
Art. VITON	D274BV08	D274BV09	D274BV10	D274BV11	D274BV12	D274BV13	D274BV14	D274BV15	D274BV16	D274BV17	D274BV18
Mit einfachwirkendem peumatischen Antrieb SR				**With spring return pneumatic actuator SR**				**Con attuatore pneumatico semplice effetto SR**			
Art. VITON	S274BV08	S274BV09	S274BV10	S274BV11	S274BV12	S274BV13	S274BV14	S274BV15	S274BV16	S274BV17	S274BV18
Mit elektrischem Antrieb blu-e-torque BT				**With electric actuator blu-e-torque BT**				**Con attuatore elettrico blu-e-torque BT**			
Art. VITON	E274BV08	E274BV09	E274BV10	E274BV11	E274BV12	E274BV13	E274BV14	E274BV15	E274BV16	E274BV17	E274BV18
Mit manuellem Handhebel H				**With manual hand lever H**				**Con leva manuale H**			
Art. VITON	H274BV08	H274BV09	H274BV10	H274BV11	H274BV12	H274BV13	H274BV14	H274BV15	H274BV16	HG274BV17	HG274BV18
Nur Ventil				**Valve only**				**Valvola sola**			
Art. VITON	V274BV08	V274BV09	V274BV10	V274BV11	V274BV12	V274BV13	V274BV14	V274BV15	V274BV16	V274BV17	V274BV18

D 2 7 4 B V 0 8

Betätigung Actuation Azionamento
- D DA Double-acting pneumatic actuator
- S SR Spring return pneumatic actuator
- E Electric actuator
- H Hand lever manual - HG Manual gear
- V Valve only as a spare part

Serie
Wafer

Dichtung
Seat+seal
Guarnizioni
BV Viton

Nennweite Size Dimensione
08 DN40 14 DN150
09 DN50 15 DN200
10 DN65 16 DN250
11 DN80 17 DN300
12 DN100 18 DN350

TÜVRheinland ZERTIFIZIERT
Management System ISO 9001:2015
www.tuv.com

Rometec srl - www.rometec.it - Rometec srl - www.rometec.it - Rometec srl - www.rometec.it

Rometec srl - www.rometec.it - Rometec srl - www.rometec.it - Rometec srl - www.rometec.it

MAßZEICHNUNGEN

DIMENSIONAL DRAWINGS

DISEGNI DIMENSIONI

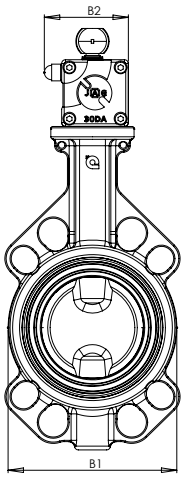

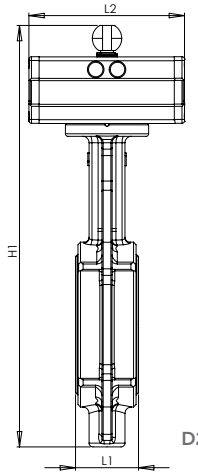

D274

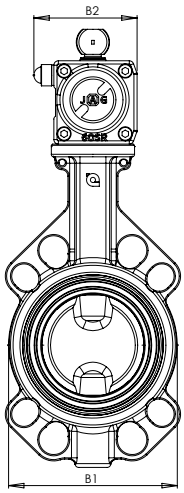

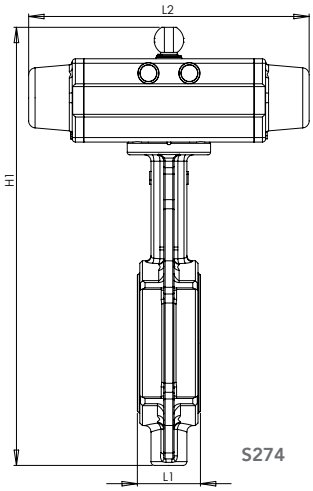

S274

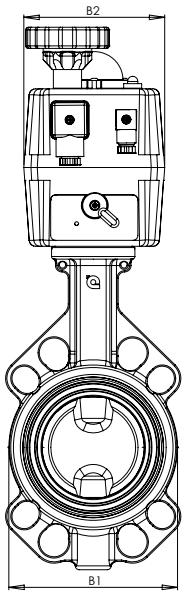

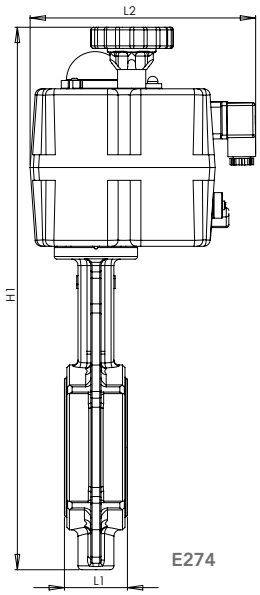

E274

Alle Maße in mm
All dimensions in mm
Tutte le dimensioni in mm

DN	L1 D274 S274 E274	L2 D274 S274 E274	B1 D274 S274 E274	B2 D274 S274 E274	H1 D274 S274 E274
40	33 33 33	122 195 181	86 86 86	66,5 66,5 110	252,5 252,5 349,5
50	43 43 43	122 195 181	102 102 102	66,5 66,5 110	274 274 371
65	46 46 46	122 219 181	116 116 116	66,5 80,6 110	218 301 385
80	46 46 46	122 219 181	132 132 132	66,5 80,6 110	324,5 337,5 421,5
100	52 52 52	151 300 181	157 157 157	80,6 95,6 110	365,5 380,5 476,5
125	56 56 56	151 300 181	195 195 195	80,6 95,6 110	394 409 505
150	56 56 56	198 410 235	218 218 218	95,6 130,5 214	445 475 599
200	60 60 60	270 394 235	271 271 271	130,5 152 214	530 602 654
250	68 68 68	270 458 235	329 329 329	130,5 174 214	609 706 733
300	78 78 78	270 534 358	382 382 382	130,5 206 256	663 793 829
350	78 78 78	458 532 358	422 422 422	174 226 256	832 890 901

Rometec srl - www.rometec.it - Rometec srl - www.rometec.it - Rometec srl - www.rometec.it

Rometec srl - www.rometec.it - Rometec srl - www.rometec.it - Rometec srl - www.rometec.it

AUTOMATION CENTER GERMANY

(valves+actuators)² since 1993

ABSPERRKLAPPEN
GRAUGUß

Endflansch-Absperrklappe
1-teilige Ausführung

Betätigung: ISO5211-DIN 3337
Anschlüsse: Für Montage als Endarmatur mit Flansche EN1092 PN10/16-ANSI125/150
Baulänge: EN558 Reihe 20 (frühere DIN3202 K1)
Gehäuse: GGG40 Sphäroguß
Scheibe: Edelstahl 1.4408
Größen: DN40-DN350 (DN400-DN1400 auf Anfrage)
Dichtungen: NBR, EPDM

BUTTERFLY VALVES
CAST IRON

LUG type butterfly valve
1-piece design

Interface: ISO5211-DIN 3337
Connection: For mounting end of line with flanges EN1092 PN10/16-ANSI125/150
Lenght: EN558 row 20 (former DIN3202 K1)
Body: GGG40 cast iron
Disc: Stainless steel AISI316
Sizes: DN40-DN350 (DN400-DN1400 on request)
Seat + seal: NBR, EPDM

VALVOLE A FARFALLA
GHISA

Valvola a farfalla LUG
Monocorpo design

Interfaccia: ISO5211-DIN 3337
Attacchi: Per montaggio fine tubazione con flangie EN1092 PN10/16-ANSI125/150
Lunghezza: EN558 serie 20 (prima DIN3202 K1)
Corpo: GGG40 ghisa sferoidale
Disco: Acciaio inox AISI316
Misure: DN40-DN350 (DN400-DN1400 su richiesta)
Guarnizioni: NBR, EPDM


Pneumatic DA
D284


Pneumatic SR
S284


Electric
E284

Hand lever
H284

Valve Only
V284

DN	40	50	65	80	100	125	150	200	250	300	350
Actuator DA	30	30	30	30	60	60	120	360	360	360	AC-A160DA
Actuator SR	30	30	60	60	120	120	360	AC-A140S12	AC-A160S12	AC-A190S12	AC-A210S12
Actuator BT	25	25	38	38	60	90	170	350	350	ALE500	ALE500
Mit doppeltwirkendem peumatischen Antrieb DA				With double-acting pneumatic actuator DA				Con attuatore pneumatico doppio effetto DA			
Art. NBR	D284BN08	D284BN09	D284BN10	D284BN11	D284BN12	D284BN13	D284BN14	D284BN15	D284BN16	D284BN17	D284BN18
Art. EPDM	D284BE08	D284BE09	D284BE10	D284BE11	D284BE12	D284BE13	D284BE14	D284BE15	D284BE16	D284BE17	D284BE18
Mit einfachwirkendem peumatischen Antrieb SR				With spring return pneumatic actuator SR				Con attuatore pneumatico semplice effetto SR			
Art. NBR	S284BN08	S284BN09	S284BN10	S284BN11	S284BN12	S284BN13	S284BN14	S284BN15	S284BN16	S284BN17	S284BN18
Art. EPDM	S284BE08	S284BE09	S284BE10	S284BE11	S284BE12	S284BE13	S284BE14	S284BE15	S284BE16	S284BE17	S284BE18
Mit elektrischem Antrieb blu-e-torque BT				With electric actuator blu-e-torque BT				Con attuatore elettrico blu-e-torque BT			
Art. NBR	E284BN08	E284BN09	E284BN10	E284BN11	E284BN12	E284BN13	E284BN14	E284BN15	E284BN16	E284BN17	E284BN18
Art. EPDM	E284BE08	E284BE09	E284BE10	E284BE11	E284BE12	E284BE13	E284BE14	E284BE15	E284BE16	E284BE17	E284BE18
Mit manuellem Handhebel H				With manual hand lever H				Con leva manuale H			
Art. NBR	H284BN08	H284BN09	H284BN10	H284BN11	H284BN12	H284BN13	H284BN14	H284BN15	H284BN16	HG284BN17	HG284BN18
Art. EPDM	H284BE08	H284BE09	H284BE10	H284BE11	H284BE12	H284BE13	H284BE14	H284BE15	H284BE16	HG284BE17	HG284BE18
Nur Ventil				Valve only				Valvola sola			
Art. NBR	V284BN08	V284BN09	V284BN10	V284BN11	V284BN12	V284BN13	V284BN14	V284BN15	V284BN16	V284BN17	V284BN18
Art. EPDM	V284BE08	V284BE09	V284BE10	V284BE11	V284BE12	V284BE13	V284BE14	V284BE15	V284BE16	V284BE17	V284BE18

D 2 8 4 B N 0 8

Betätigung Actuation Azionamento
- D DA Double-acting pneumatic actuator
- S SR Spring return pneumatic actuator
- E Electric actuator
- H Hand lever manual - HG Manual gear
- V Valve only as a spare part

Serie
LUG

Dichtung
Seat+seal
Guarnizioni
BN NBR

Nennweite Size Dimensione
08 DN40 14 DN150
09 DN50 15 DN200
10 DN65 16 DN250
11 DN80 17 DN300
12 DN100 18 DN350

TÜVRheinland ZERTIFIZIERT
Management System ISO 9001:2015
www.tuv.com

Rometec srl - www.rometec.it - Rometec srl - www.rometec.it - Rometec srl - www.rometec.it

Rometec srl - www.rometec.it - Rometec srl - www.rometec.it - Rometec srl - www.rometec.it

MAßZEICHNUNGEN

DIMENSIONAL DRAWINGS

DISEGNI DIMENSIONI

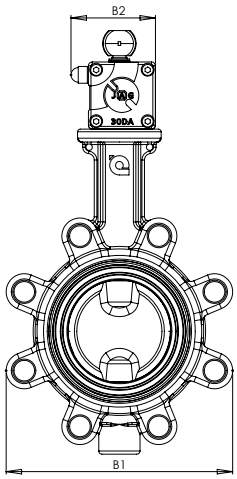

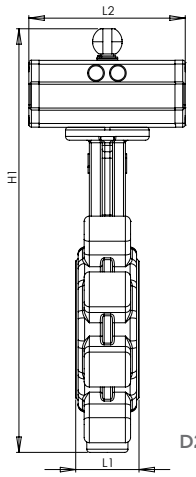

D284

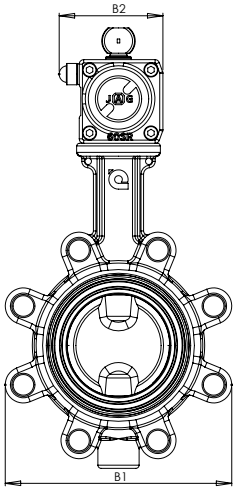

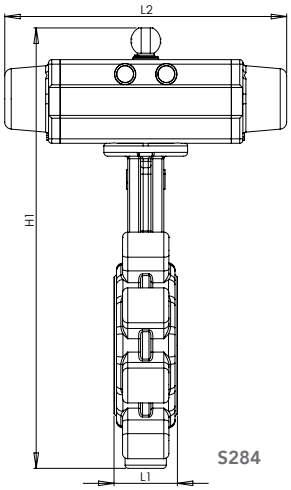

S284

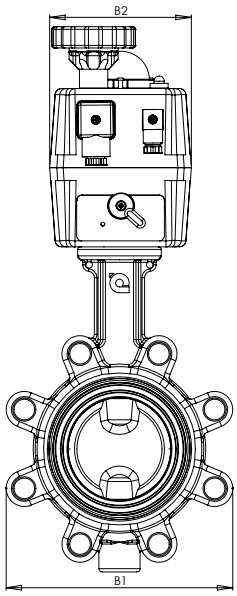

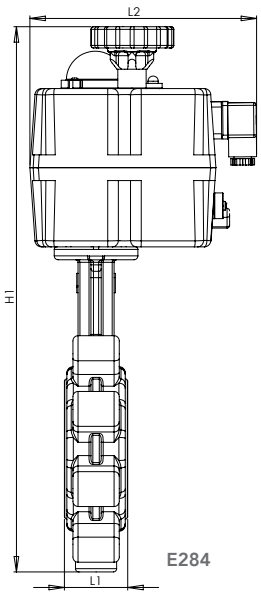

E284

Alle Maße in mm
All dimensions in mm
Tutte le dimensioni in mm

DN	L1 D284 S284 E284	L2 D284 S284 E284	B1 D284 S284 E284	B2 D284 S284 E284	H1 D284 S284 E284
40	33 33 33	122 195 181	86 86 86	66,5 66,5 110	252,5 252,5 349,5
50	43 43 43	122 195 181	102 102 102	66,5 66,5 110	274 274 371
65	46 46 46	122 219 181	116 116 116	66,5 80,6 110	218 301 385
80	46 46 46	122 219 181	132 132 132	66,5 80,6 110	324,5 337,5 421,5
100	52 52 52	151 300 181	157 157 157	80,6 95,6 110	365,5 380,5 476,5
125	56 56 56	151 300 181	195 195 195	80,6 95,6 110	394 409 505
150	56 56 56	198 410 235	218 218 218	95,6 130,5 214	445 475 599
200	60 60 60	270 394 235	271 271 271	130,5 152 214	530 602 654
250	68 68 68	270 458 235	329 329 329	130,5 174 214	609 706 733
300	78 78 78	270 534 358	382 382 382	130,5 206 256	663 793 829
350	78 78 78	458 532 358	422 422 422	174 226 256	832 890 901

Rometec srl - www.rometec.it - Rometec srl - www.rometec.it - Rometec srl - www.rometec.it

Rometec srl - www.rometec.it - Rometec srl - www.rometec.it - Rometec srl - www.rometec.it

AUTOMATION CENTER GERMANY

(valves+actuators)² since 1993

ABSPERRKLAPPEN
GRAUGUß

Endflansch-Absperrklappe
1-teilige Ausführung

Betätigung: ISO5211-DIN 3337
Anschlüsse: Für Montage als Endarmatur mit Flansche EN1092 PN10/16-ANSI125/150
Baulänge: EN558 Reihe 20 (frühere DIN3202 K1)
Gehäuse: GGG40 Sphäroguß
Scheibe: Edelstahl 1.4408
Größen: DN40-DN350 (DN400-DN1400 auf Anfrage)
Dichtungen: Viton

BUTTERFLY VALVES
CAST IRON

LUG type butterfly valve
1-piece design

Interface: ISO5211-DIN 3337
Connection: For mounting end of line with flanges EN1092 PN10/16-ANSI125/150
Lenght: EN558 row 20 (former DIN3202 K1)
Body: GGG40 cast iron
Disc: Stainless steel AISI316
Sizes: DN40-DN350 (DN400-DN1400 on request)
Seat + seal: Viton

VALVOLE A FARFALLA
GHISA

Valvola a farfalla LUG
Monocorpo design

Interfaccia: ISO5211-DIN 3337
Attacchi: Per montaggio fine tubazione con flangie EN1092 PN10/16-ANSI125/150
Lunghezza: EN558 serie 20 (prima DIN3202 K1)
Corpo: GGG40 ghisa sferoidale
Disco: Acciaio inox AISI316
Misure: DN40-DN350 (DN400-DN1400 su richiesta)
Guarnizioni: Viton



Pneumatic DA
D284



Pneumatic SR
S284

Electric
E284

Hand lever
H284

Valve Only
V284

DN	40	50	65	80	100	125	150	200	250	300	350
Actuator DA	30	30	30	30	60	60	120	360	360	360	AC-A160DA
Actuator SR	30	30	60	60	120	120	360	AC-A140S12	AC-A160S12	AC-A190S12	AC-A210S12
Actuator BT	25	25	38	38	60	90	170	350	350	ALE500	ALE500
Mit doppeltwirkendem peumatischen Antrieb DA				**With double-acting pneumatic actuator DA**				**Con attuatore pneumatico doppio effetto DA**			
Art. VITON	D284BV08	D284BV09	D284BV10	D284BV11	D284BV12	D284BV13	D284BV14	D284BV15	D284BV16	D284BV17	D284BV18
Mit einfachwirkendem peumatischen Antrieb SR				**With spring return pneumatic actuator SR**				**Con attuatore pneumatico semplice effetto SR**			
Art. VITON	S284BV08	S284BV09	S284BV10	S284BV11	S284BV12	S284BV13	S284BV14	S284BV15	S284BV16	S284BV17	S284BV18
Mit elektrischem Antrieb blu-e-torque BT				**With electric actuator blu-e-torque BT**				**Con attuatore elettrico blu-e-torque BT**			
Art. VITON	E284BV08	E284BV09	E284BV10	E284BV11	E284BV12	E284BV13	E284BV14	E284BV15	E284BV16	E284BV17	E284BV18
Mit manuellem Handhebel H				**With manual hand lever H**				**Con leva manuale H**			
Art. VITON	H284BV08	H284BV09	H284BV10	H284BV11	H284BV12	H284BV13	H284BV14	H284BV15	H284BV16	HG284BV17	HG284BV18
Nur Ventil				**Valve only**				**Valvola sola**			
Art. VITON	V284BV08	V284BV09	V284BV10	V284BV11	V284BV12	V284BV13	V284BV14	V284BV15	V284BV16	V284BV17	V284BV18

D 2 8 4 B V 0 8

Betätigung Actuation Azionamento
- **D** DA Double-acting pneumatic actuator
- **S** SR Spring return pneumatic actuator
- **E** Electric actuator
- **H** Hand lever manual - **HG** Manual gear
- **V** Valve only as a spare part

Serie
LUG

Dichtung
Seat+seal
Guarnizioni
BV Viton

Nennweite Size Dimensione
08 DN40 **14** DN150
09 DN50 **15** DN200
10 DN65 **16** DN250
11 DN80 **17** DN300
12 DN100 **18** DN350

TÜVRheinland ZERTIFIZIERT
Management System ISO 9001:2015
www.tuv.com

Rometec srl - www.rometec.it - Rometec srl - www.rometec.it - Rometec srl - www.rometec.it

Rometec srl - www.rometec.it - Rometec srl - www.rometec.it - Rometec srl - www.rometec.it

MAßZEICHNUNGEN

DIMENSIONAL DRAWINGS

DISEGNI DIMENSIONI

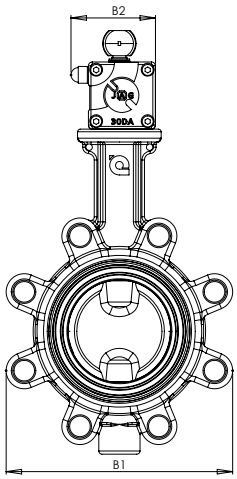

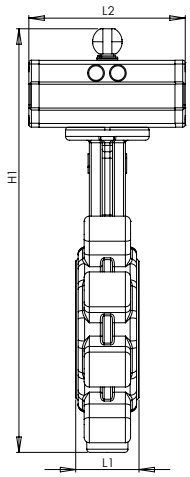

D284

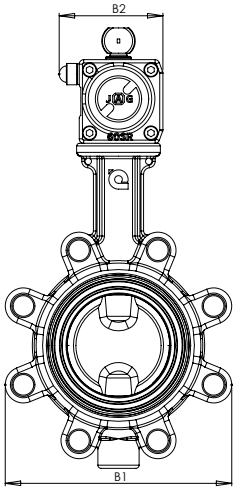

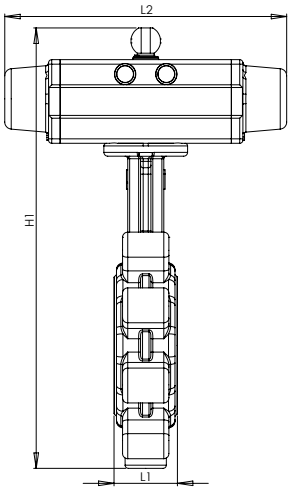

S284

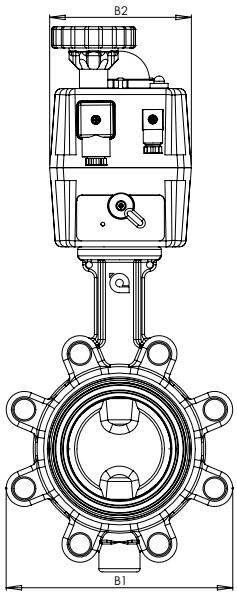

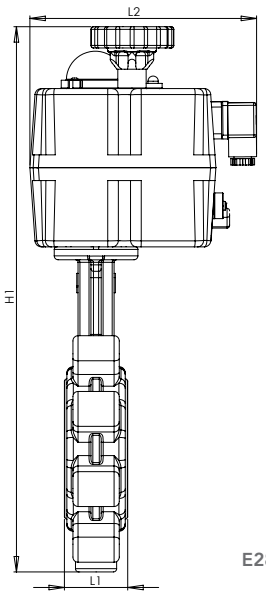

E284

Alle Maße in mm
All dimensions in mm
Tutte le dimensioni in mm

DN	L1 D284 S284 E284	L2 D284 S284 E284	B1 D284 S284 E284	B2 D284 S284 E284	H1 D284 S284 E284
40	33 33 33	122 195 181	86 86 86	66,5 66,5 110	252,5 252,5 349,5
50	43 43 43	122 195 181	102 102 102	66,5 66,5 110	274 274 371
65	46 46 46	122 219 181	116 116 116	66,5 80,6 110	218 301 385
80	46 46 46	122 219 181	132 132 132	66,5 80,6 110	324,5 337,5 421,5
100	52 52 52	151 300 181	157 157 157	80,6 95,6 110	365,5 380,5 476,5
125	56 56 56	151 300 181	195 195 195	80,6 95,6 110	394 409 505
150	56 56 56	198 410 235	218 218 218	95,6 130,5 214	445 475 599
200	60 60 60	270 394 235	271 271 271	130,5 152 214	530 602 654
250	68 68 68	270 458 235	329 329 329	130,5 174 214	609 706 733
300	78 78 78	270 534 358	382 382 382	130,5 206 256	663 793 829
350	78 78 78	458 532 358	422 422 422	174 226 256	832 890 901

Rometec srl - www.rometec.it - Rometec srl - www.rometec.it - Rometec srl - www.rometec.it

Rometec srl - www.rometec.it - Rometec srl - www.rometec.it - Rometec srl - www.rometec.it

AUTOMATION CENTER GERMANY

(valves+actuators)² since 1993

ABSPERRKLAPPEN
GRAUGUß

Zwischenflansch-Absperrklappe
1-teilige Ausführung

Betätigung: ISO5211-DIN 3337
Anschlüsse: Für Montage zwischen Flansche EN1092 PN10/16-ANSI125/150
Baulänge: EN558 Reihe 20 (frühere DIN3202 K1)
Gehäuse: GGG40 Sphäroguß
Scheibe: Aluminium-Bronze
Größen: DN40-DN350 (DN400-DN1400 auf Anfrage)
Dichtungen: NBR, EPDM

BUTTERFLY VALVES
CAST IRON

Wafer type butterfly valve
1-piece design

Interface: ISO5211-DIN 3337
Connection: For mounting between flanges EN1092 PN10/16-ANSI125/150
Lenght: EN558 row 20 (former DIN3202 K1)
Body: GGG40 cast iron
Disc: Aluminium-Bronze C95800
Sizes: DN40-DN350 (DN400-DN1400 on request)
Seat + seal: NBR, EPDM

VALVOLE A FARFALLA
GHISA

Valvola a farfalla Wafer
Monocorpo design

Interfaccia: ISO5211-DIN 3337
Attacchi: Per montaggio tra flangie EN1092 PN10/16-ANSI125/150
Lunghezza: EN558 serie 20 (prima DIN3202 K1)
Corpo: GGG40 ghisa sferoidale
Disco: Alluminio-bronzo C95800
Misure: DN40-DN350 (DN400-DN1400 su richiesta)
Guarnizioni: NBR, EPDM



Pneumatic DA
D279



Pneumatic SR
S279



Electric
E279

Hand lever
H279



Valve Only
V279

DN	40	50	65	80	100	125	150	200	250	300	350
Actuator DA	30	30	30	30	60	60	120	360	360	360	AC-A160DA
Actuator SR	30	30	60	60	120	120	360	AC-A140S12	AC-A160S12	AC-A190S12	AC-A210S12
Actuator BT	25	25	38	38	60	90	170	350	350	ALE500	ALE500
Mit doppeltwirkendem peumatischen Antrieb DA				With double-acting pneumatic actuator DA				Con attuatore pneumatico doppio effetto DA			
Art. NBR	D279BN08	D279BN09	D279BN10	D279BN11	D279BN12	D279BN13	D279BN14	D279BN15	D279BN16	D279BN17	D279BN18
Art. EPDM	D279BE08	D279BE09	D279BE10	D279BE11	D279BE12	D279BE13	D279BE14	D279BE15	D279BE16	D279BE17	D279BE18
Mit einfachwirkendem peumatischen Antrieb SR				With spring return pneumatic actuator SR				Con attuatore pneumatico semplice effetto SR			
Art. NBR	S279BN08	S279BN09	S279BN10	S279BN11	S279BN12	S279BN13	S279BN14	S279BN15	S279BN16	S279BN17	S279BN18
Art. EPDM	S279BE08	S279BE09	S279BE10	S279BE11	S279BE12	S279BE13	S279BE14	S279BE15	S279BE16	S279BE17	S279BE18
Mit elektrischem Antrieb blu-e-torque BT				With electric actuator blu-e-torque BT				Con attuatore elettrico blu-e-torque BT			
Art. NBR	E279BN08	E279BN09	E279BN10	E279BN11	E279BN12	E279BN13	E279BN14	E279BN15	E279BN16	E279BN17	E279BN18
Art. EPDM	E279BE08	E279BE09	E279BE10	E279BE11	E279BE12	E279BE13	E279BE14	E279BE15	E279BE16	E279BE17	E279BE18
Mit manuellem Handhebel H				With manual hand lever H				Con leva manuale H			
Art. NBR	H279BN08	H279BN09	H279BN10	H279BN11	H279BN12	H279BN13	H279BN14	H279BN15	H279BN16	HG279BN17	HG279BN18
Art. EPDM	H279BE08	H279BE09	H279BE10	H279BE11	H279BE12	H279BE13	H279BE14	H279BE15	H279BE16	HG279BE17	HG279BE18
Nur Ventil				Valve only				Valvola sola			
Art. NBR	V279BN08	V279BN09	V279BN10	V279BN11	V279BN12	V279BN13	V279BN14	V279BN15	V279BN16	V279BN17	V279BN18
Art. EPDM	V279BE08	V279BE09	V279BE10	V279BE11	V279BE12	V279BE13	V279BE14	V279BE15	V279BE16	V279BE17	V279BE18

D 2 7 9 B N 0 8

Betätigung Actuation Azionamento
D DA Double-acting pneumatic actuator
S SR Spring return pneumatic actuator
E Electric actuator
H Hand lever manual - HG Manual gear
V Valve only as a spare part

Serie
Wafer

Dichtung Seat+seal Guarnizioni
BN NBR

Nennweite Size Dimensione
08 DN40 14 DN150
09 DN50 15 DN200
10 DN65 16 DN250
11 DN80 17 DN300
12 DN100 18 DN350

TÜVRheinland ZERTIFIZIERT
Management System ISO 9001:2015
www.tuv.com

Rometec srl - www.rometec.it - Rometec srl - www.rometec.it - Rometec srl - www.rometec.it

Rometec srl - www.rometec.it - Rometec srl - www.rometec.it - Rometec srl - www.rometec.it

MAßZEICHNUNGEN

DIMENSIONAL DRAWINGS

DISEGNI DIMENSIONI

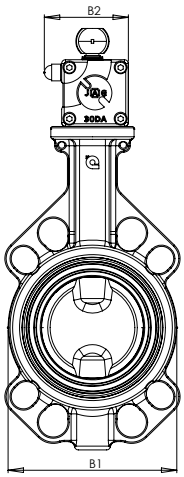

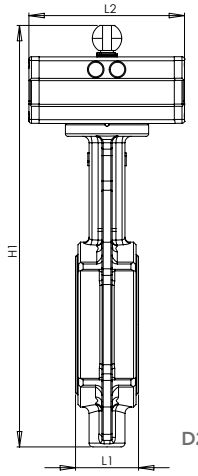

D279

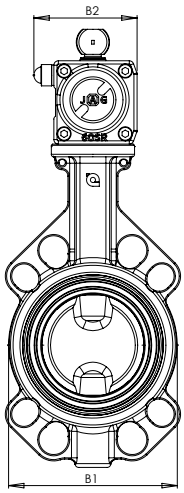

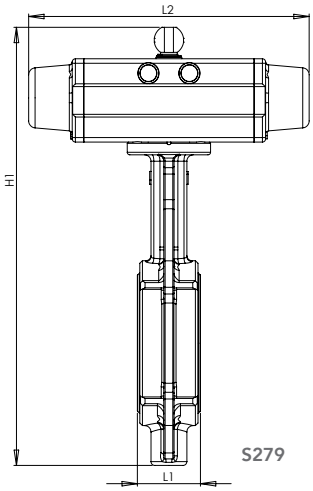

S279

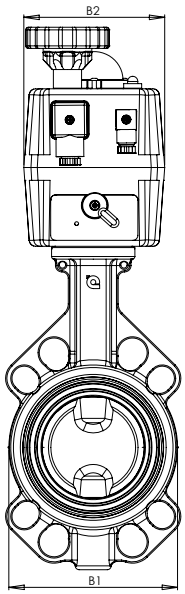

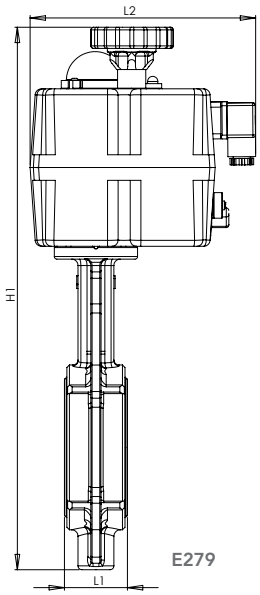

E279

Alle Maße in mm
All dimensions in mm
Tutte le dimensioni in mm

DN	L1 D279 S279 E279	L2 D279 S279 E279	B1 D279 S279 E279	B2 D279 S279 E279	H1 D279 S279 E279
40	33 33 33	122 195 181	86 86 86	66,5 66,5 110	252,5 252,5 349,5
50	43 43 43	122 195 181	102 102 102	66,5 66,5 110	274 274 371
65	46 46 46	122 219 181	116 116 116	66,5 80,6 110	218 301 385
80	46 46 46	122 219 181	132 132 132	66,5 80,6 110	324,5 337,5 421,5
100	52 52 52	151 300 181	157 157 157	80,6 95,6 110	365,5 380,5 476,5
125	56 56 56	151 300 181	195 195 195	80,6 95,6 110	394 409 505
150	56 56 56	198 410 235	218 218 218	95,6 130,5 214	445 475 599
200	60 60 60	270 394 235	271 271 271	130,5 152 214	530 602 654
250	68 68 68	270 458 235	329 329 329	130,5 174 214	609 706 733
300	78 78 78	270 534 358	382 382 382	130,5 206 256	663 793 829
350	78 78 78	458 532 358	422 422 422	174 226 256	832 890 901

Rometec srl - www.rometec.it - Rometec srl - www.rometec.it - Rometec srl - www.rometec.it

Rometec srl - www.rometec.it - Rometec srl - www.rometec.it - Rometec srl - www.rometec.it

AUTOMATION CENTER GERMANY

(valves+actuators)² since 1993

ABSPERRKLAPPEN
GRAUGUß

Zwischenflansch-Absperrklappe
1-teilige Ausführung

Betätigung: ISO5211-DIN 3337
Anschlüsse: Für Montage zwischen Flansche EN1092 PN10/16-ANSI125/150
Baulänge: EN558 Reihe 20 (frühere DIN3202 K1)
Gehäuse: GGG40 Sphäroguß
Scheibe: Aluminium-Bronze C95800
Größen: DN40-DN350 (DN400-DN1400 auf Anfrage)
Dichtungen: Viton

BUTTERFLY VALVES
CAST IRON

Wafer type butterfly valve
1-piece design

Interface: ISO5211-DIN 3337
Connection: For mounting between flanges EN1092 PN10/16-ANSI125/150
Lenght: EN558 row 20 (former DIN3202 K1)
Body: GGG40 cast iron
Disc: Aluminium-Bronze C95800
Sizes: DN40-DN350 (DN400-DN1400 on request)
Seat + seal: Viton

VALVOLE A FARFALLA
GHISA

Valvola a farfalla Wafer
Monocorpo design

Interfaccia: ISO5211-DIN 3337
Attacchi: Per montaggio tra flangie EN1092 PN10/16-ANSI125/150
Lunghezza: EN558 serie 20 (prima DIN3202 K1)
Corpo: GGG40 ghisa sferoidale
Disco: Alluminio-bronzo C95800
Misure: DN40-DN350 (DN400-DN1400 su richiesta)
Guarnizioni: Viton



Pneumatic DA
D279



Pneumatic SR
S279



Electric
E279

Hand lever
H279



Valve Only
V279

DN	40	50	65	80	100	125	150	200	250	300	350
Actuator DA	30	30	30	30	60	60	120	360	360	360	AC-A160DA
Actuator SR	30	30	60	60	120	120	360	AC-A140S12	AC-A160S12	AC-A190S12	AC-A210S12
Actuator BT	25	25	38	38	60	90	170	350	350	ALE500	ALE500
Mit doppeltwirkendem peumatischen Antrieb DA				With double-acting pneumatic actuator DA				Con attuatore pneumatico doppio effetto DA			
Art. VITON	D279BV08	D279BV09	D279BV10	D279BV11	D279BV12	D279BV13	D279BV14	D279BV15	D279BV16	D279BV17	D279BV18
Euro	Preise auf Anfrage - Prices on request - Prezzi su richiesta										
Mit einfachwirkendem peumatischen Antrieb SR				With spring return pneumatic actuator SR				Con attuatore pneumatico semplice effetto SR			
Art. VITON	S279BV08	S279BV09	S279BV10	S279BV11	S279BV12	S279BV13	S279BV14	S279BV15	S279BV16	S279BV17	S279BV18
Euro	Preise auf Anfrage - Prices on request - Prezzi su richiesta										
Mit elektrischem Antrieb blu-e-torque BT				With electric actuator blu-e-torque BT				Con attuatore elettrico blu-e-torque BT			
Art. VITON	E279BV08	E279BV09	E279BV10	E279BV11	E279BV12	E279BV13	E279BV14	E279BV15	E279BV16	E279BV17	E279BV18
Euro	Preise auf Anfrage - Prices on request - Prezzi su richiesta										
Mit manuellem Handhebel H				With manual hand lever H				Con leva manuale H			
Art. VITON	H279BV08	H279BV09	H279BV10	H279BV11	H279BV12	H279BV13	H279BV14	H279BV15	H279BV16	H279BV17	H279BV18
Euro	Preise auf Anfrage - Prices on request - Prezzi su richiesta										
Nur Ventil				Valve only				Valvola sola			
Art. VITON	V279BV08	V279BV09	V279BV10	V279BV11	V279BV12	V279BV13	V279BV14	V279BV15	V279BV16	V279BV17	V279BV18
Euro	Preise auf Anfrage - Prices on request - Prezzi su richiesta										

D 2 7 9 B V 0 8

Betätigung Actuation Azionamento
- D DA Double-acting pneumatic actuator
- S SR Spring return pneumatic actuator
- E Electric actuator
- H Hand lever manual
- V Valve only as a spare part

Serie
Wafer

Dichtung
Seat+seal
Guarnizioni
BV Viton

Nennweite Size Dimensione
- 08 DN40
- 09 DN50
- 10 DN65
- 11 DN80
- 12 DN100
- 14 DN150
- 15 DN200
- 16 DN250
- 17 DN300
- 18 DN350

Management System ISO 9001:2015
TÜVRheinland ZERTIFIZIERT
www.tuv.com

Rometec srl - www.rometec.it - Rometec srl - www.rometec.it - Rometec srl - www.rometec.it

Rometec srl - www.rometec.it - Rometec srl - www.rometec.it - Rometec srl - www.rometec.it

MAßZEICHNUNGEN

DIMENSIONAL DRAWINGS

DISEGNI DIMENSIONI

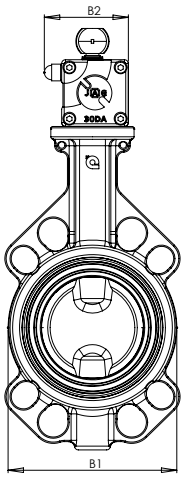

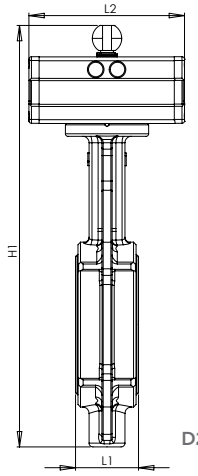

D279

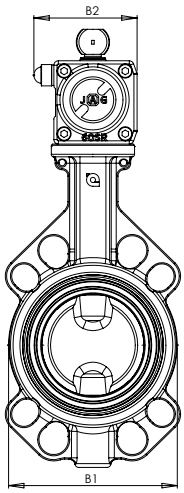

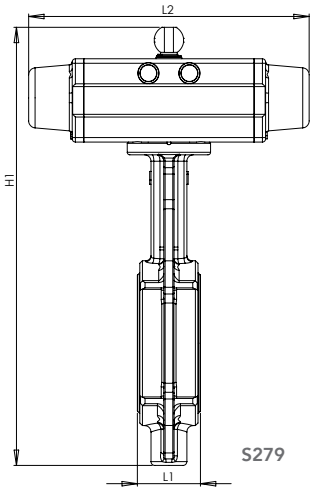

S279

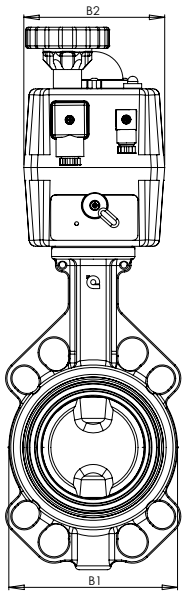

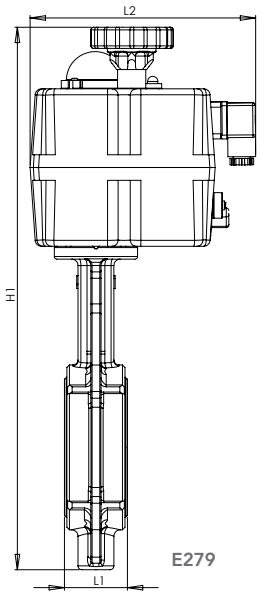

E279

Alle Maße in mm
All dimensions in mm
Tutte le dimensioni in mm

DN	L1 D279 S279 E279	L2 D279 S279 E279	B1 D279 S279 E279	B2 D279 S279 E279	H1 D279 S279 E279
40	33 33 33	122 195 181	86 86 86	66,5 66,5 110	252,5 252,5 349,5
50	43 43 43	122 195 181	102 102 102	66,5 66,5 110	274 274 371
65	46 46 46	122 219 181	116 116 116	66,5 80,6 110	218 301 385
80	46 46 46	122 219 181	132 132 132	66,5 80,6 110	324,5 337,5 421,5
100	52 52 52	151 300 181	157 157 157	80,6 95,6 110	365,5 380,5 476,5
125	56 56 56	151 300 181	195 195 195	80,6 95,6 110	394 409 505
150	56 56 56	198 410 235	218 218 218	95,6 130,5 214	445 475 599
200	60 60 60	270 394 235	271 271 271	130,5 152 214	530 602 654
250	68 68 68	270 458 235	329 329 329	130,5 174 214	609 706 733
300	78 78 78	270 534 358	382 382 382	130,5 206 256	663 793 829
350	78 78 78	458 532 358	422 422 422	174 226 256	832 890 901

Rometec srl - www.rometec.it - Rometec srl - www.rometec.it - Rometec srl - www.rometec.it

Rometec srl - www.rometec.it - Rometec srl - www.rometec.it - Rometec srl - www.rometec.it

ABSPERRKLAPPEN
GRAUGUß

Endflansch-Absperrklappe
1-teilige Ausführung

Betätigung: ISO5211-DIN 3337
Anschlüsse: Für Montage als Endarmatur mit Flansche EN1092 PN10/16-ANSI125/150
Baulänge: EN558 Reihe 20 (frühere DIN3202 K1)
Gehäuse: GGG40 Sphäroguß
Scheibe: Aluminium-Bronze C95800
Größen: DN40-DN350 (DN400-DN1400 auf Anfrage)
Dichtungen: NBR, EPDM

BUTTERFLY VALVES
CAST IRON

LUG type butterfly valve
1-piece design

Interface: ISO5211-DIN 3337
Connection: For mounting end of line with flanges EN1092 PN10/16-ANSI125/150
Lenght: EN558 row 20 (former DIN3202 K1)
Body: GGG40 cast iron
Disc: Aluminium-Bronze C95800
Sizes: DN40-DN350 (DN400-DN1400 on request)
Seat + seal: NBR, EPDM

VALVOLE A FARFALLA
GHISA

Valvola a farfalla LUG
Monocorpo design

Interfaccia: ISO5211-DIN 3337
Attacchi: Per montaggio fine tubazione con flangie EN1092 PN10/16-ANSI125/150
Lunghezza: EN558 serie 20 (prima DIN3202 K1)
Corpo: GGG40 ghisa sferoidale
Disco: Alluminio-bronzo C95800
Misure: DN40-DN350 (DN400-DN1400 su richiesta)
Guarnizioni: NBR, EPDM


Pneumatic DA
D289


Pneumatic SR
S289


Electric
E289


Hand lever
H289


Valve Only
V289

DN	40	50	65	80	100	125	150	200	250	300	350
Actuator DA	30	30	30	30	60	60	120	360	360	360	AC-A160DA
Actuator SR	30	30	60	60	120	120	360	AC-A140S12	AC-A160S12	AC-A190S12	AC-A210S12
Actuator BT	25	25	38	38	60	90	170	350	350	ALE500	ALE500
Mit doppeltwirkendem peumatischen Antrieb DA				With double-acting pneumatic actuator DA				Con attuatore pneumatico doppio effetto DA			
Art. NBR	D289BN08	D289BN09	D289BN10	D289BN11	D289BN12	D289BN13	D289BN14	D289BN15	D289BN16	D289BN17	D289BN18
Art. EPDM	D289BE08	D289BE09	D289BE10	D289BE11	D289BE12	D289BE13	D289BE14	D289BE15	D289BE16	D289BE17	D289BE18
Mit einfachwirkendem peumatischen Antrieb SR				With spring return pneumatic actuator SR				Con attuatore pneumatico semplice effetto SR			
Art. NBR	S289BN08	S289BN09	S289BN10	S289BN11	S289BN12	S289BN13	S289BN14	S289BN15	S289BN16	S289BN17	S289BN18
Art. EPDM	S289BE08	S289BE09	S289BE10	S289BE11	S289BE12	S289BE13	S289BE14	S289BE15	S289BE16	S289BE17	S289BE18
Mit elektrischem Antrieb blu-e-torque BT				With electric actuator blu-e-torque BT				Con attuatore elettrico blu-e-torque BT			
Art. NBR	E289BN08	E289BN09	E289BN10	E289BN11	E289BN12	E289BN13	E289BN14	E289BN15	E289BN16	E289BN17	E289BN18
Art. EPDM	E289BE08	E289BE09	E289BE10	E289BE11	E289BE12	E289BE13	E289BE14	E289BE15	E289BE16	E289BE17	E289BE18
Mit manuellem Handhebel H				With manual hand lever H				Con leva manuale H			
Art. NBR	H289BN08	H289BN09	H289BN10	H289BN11	H289BN12	H289BN13	H289BN14	H289BN15	H289BN16	HG289BN17	HG289BN18
Art. EPDM	H289BE08	H289BE09	H289BE10	H289BE11	H289BE12	H289BE13	H289BE14	H289BE15	H289BE16	HG289BE17	HG289BE18
Nur Ventil				Valve only				Valvola sola			
Art. NBR	V289BN08	V289BN09	V289BN10	V289BN11	V289BN12	V289BN13	V289BN14	V289BN15	V289BN16	V289BN17	V289BN18
Art. EPDM	V289BE08	V289BE09	V289BE10	V289BE11	V289BE12	V289BE13	V289BE14	V289BE15	V289BE16	V289BE17	V289BE18

D 2 8 9 B N 0 8

Betätigung Actuation Azionamento
D DA Double-acting pneumatic actuator
S SR Spring return pneumatic actuator
E Electric actuator
H Hand lever manual- HG Manual gear
V Valve only as a spare part

Serie
LUG

Dichtung
Seat+seal
Guarnizioni
BN NBR

Nennweite Size Dimensione
08 DN40 14 DN150
09 DN50 15 DN200
10 DN65 16 DN250
11 DN80 17 DN300
12 DN100 18 DN350

TÜVRheinland ZERTIFIZIERT
Management System ISO 9001:2015
www.tuv.com

Rometec srl - www.rometec.it - Rometec srl - www.rometec.it - Rometec srl - www.rometec.it

Rometec srl - www.rometec.it - Rometec srl - www.rometec.it - Rometec srl - www.rometec.it

MAßZEICHNUNGEN

DIMENSIONAL DRAWINGS

DISEGNI DIMENSIONI

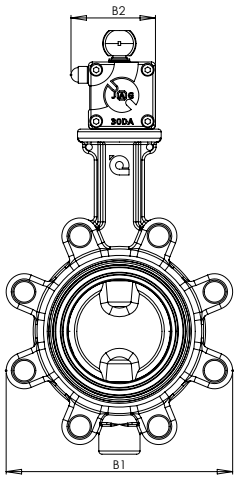

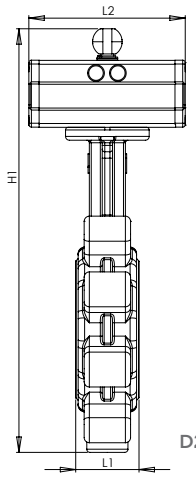

D289

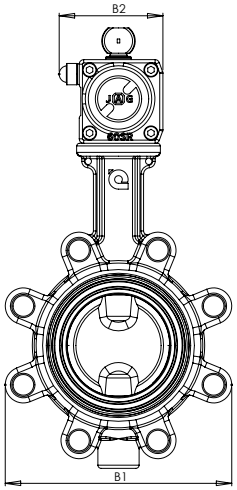

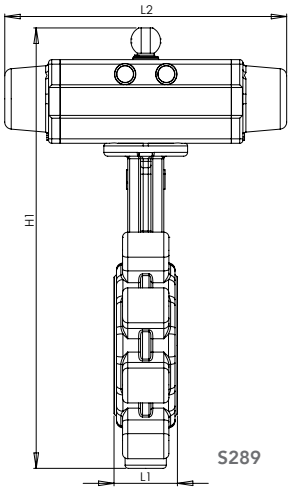

S289

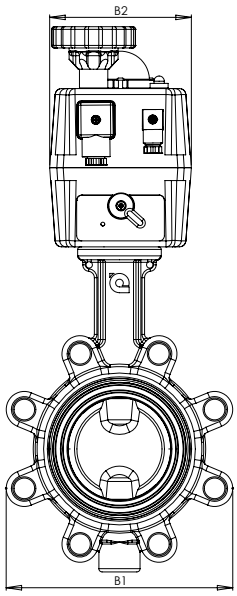

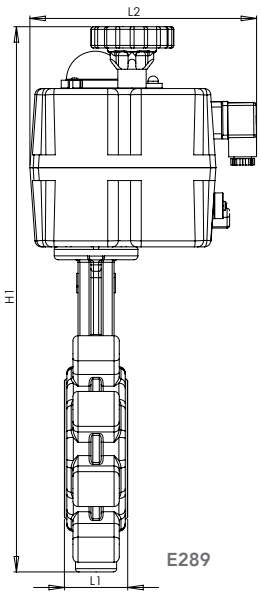

E289

Alle Maße in mm
All dimensions in mm
Tutte le dimensioni in mm

DN	L1 D289 S289 E289	L2 D289 S289 E289	B1 D289 S289 E289	B2 D289 S289 E289	H1 D289 S289 E289
40	33 33 33	122 195 181	86 86 86	66,5 66,5 110	252,5 252,5 349,5
50	43 43 43	122 195 181	102 102 102	66,5 66,5 110	274 274 371
65	46 46 46	122 219 181	116 116 116	66,5 80,6 110	218 301 385
80	46 46 46	122 219 181	132 132 132	66,5 80,6 110	324,5 337,5 421,5
100	52 52 52	151 300 181	157 157 157	80,6 95,6 110	365,5 380,5 476,5
125	56 56 56	151 300 181	195 195 195	80,6 95,6 110	394 409 505
150	56 56 56	198 410 235	218 218 218	95,6 130,5 214	445 475 599
200	60 60 60	270 394 235	271 271 271	130,5 152 214	530 602 654
250	68 68 68	270 458 235	329 329 329	130,5 174 214	609 706 733
300	78 78 78	270 534 358	382 382 382	130,5 206 256	663 793 829
350	78 78 78	458 532 358	422 422 422	174 226 256	832 890 901

Rometec srl - www.rometec.it - Rometec srl - www.rometec.it - Rometec srl - www.rometec.it

Rometec srl - www.rometec.it - Rometec srl - www.rometec.it - Rometec srl - www.rometec.it

ABSPERRKLAPPEN
GRAUGUß

Endflansch-Absperrklappe
1-teilige Ausführung

Betätigung: ISO5211-DIN 3337
Anschlüsse: Für Montage als Endarmatur mit Flansche EN1092 PN10/16-ANSI125/150
Baulänge: EN558 Reihe 20 (frühere DIN3202 K1)
Gehäuse: GGG40 Sphäroguß
Scheibe: Aluminium-Bronze C95800
Größen: DN40-DN350 (DN400-DN1400 auf Anfrage)
Dichtungen: Viton

BUTTERFLY VALVES
CAST IRON

LUG type butterfly valve
1-piece design

Interface: ISO5211-DIN 3337
Connection: For mounting end of line with flanges EN1092 PN10/16-ANSI125/150
Lenght: EN558 row 20 (former DIN3202 K1)
Body: GGG40 cast iron
Disc: Aluminium-Bronze C95800
Sizes: DN40-DN350 (DN400-DN1400 on request)
Seat + seal: Viton

VALVOLE A FARFALLA
GHISA

Valvola a farfalla LUG
Monocorpo design

Interfaccia: ISO5211-DIN 3337
Attacchi: Per montaggio fine tubazione con flangie EN1092 PN10/16-ANSI125/150
Lunghezza: EN558 serie 20 (prima DIN3202 K1)
Corpo: GGG40 ghisa sferoidale
Disco: Alluminio-bronco C95800
Misure: DN40-DN350 (DN400-DN1400 su richiesta)
Guarnizioni: Viton


Pneumatic DA
D289


Pneumatic SR
S289


Electric
E289


Hand lever
H289


Valve Only
V289

DN	40	50	65	80	100	125	150	200	250	300	350
Actuator DA	30	30	30	30	60	60	120	360	360	360	AC-A160DA
Actuator SR	30	30	60	60	120	120	360	AC-A140S12	AC-A160S12	AC-A190S12	AC-A210S12
Actuator BT	25	25	38	38	60	90	170	350	350	ALE500	ALE500
Mit doppeltwirkendem peumatischen Antrieb DA				With double-acting pneumatic actuator DA				Con attuatore pneumatico doppio effetto DA			
Art. VITON	D289BV08	D289BV09	D289BV10	D289BV11	D289BV12	D289BV13	D289BV14	D289BV15	D289BV16	D289BV17	D289BV18
Euro	Preise auf Anfrage - Prices on request - Prezzi su richiesta										
Mit einfachwirkendem peumatischen Antrieb SR				With spring return pneumatic actuator SR				Con attuatore pneumatico semplice effetto SR			
Art. VITON	S289BV08	S289BV09	S289BV10	S289BV11	S289BV12	S289BV13	S289BV14	S289BV15	S289BV16	S289BV17	S289BV18
Euro	Preise auf Anfrage - Prices on request - Prezzi su richiesta										
Mit elektrischem Antrieb blu-e-torque BT				With electric actuator blu-e-torque BT				Con attuatore elettrico blu-e-torque BT			
Art. VITON	E289BV08	E289BV09	E289BV10	E289BV11	E289BV12	E289BV13	E289BV14	E289BV15	E289BV16	E289BV17	E289BV18
Euro	Preise auf Anfrage - Prices on request - Prezzi su richiesta										
Mit manuellem Handhebel H				With manual hand lever H				Con leva manuale H			
Art. VITON	H289BV08	H289BV09	H289BV10	H289BV11	H289BV12	H289BV13	H289BV14	H289BV15	H289BV16	H289BV17	H289BV18
Euro	Preise auf Anfrage - Prices on request - Prezzi su richiesta										
Nur Ventil				Valve only				Valvola sola			
Art. VITON	V289BV08	V289BV09	V289BV10	V289BV11	V289BV12	V289BV13	V289BV14	V289BV15	V289BV16	V289BV17	V289BV18
Euro	Preise auf Anfrage - Prices on request - Prezzi su richiesta										

D 2 8 9 B V 0 8

Betätigung Actuation Azionamento
D DA Double-acting pneumatic actuator
S SR Spring return pneumatic actuator
E Electric actuator
H Hand lever manual
V Valve only as a spare part

Serie
LUG

Dichtung
Seat+seal
Guarnizioni
BV Viton

Nennweite Size Dimensione
08 DN40 14 DN150
09 DN50 15 DN200
10 DN65 16 DN250
11 DN80 17 DN300
12 DN100 18 DN350

Management System ISO 9001:2015
TÜVRheinland ZERTIFIZIERT
www.tuv.com

Rometec srl - www.rometec.it - Rometec srl - www.rometec.it - Rometec srl - www.rometec.it

Rometec srl - www.rometec.it - Rometec srl - www.rometec.it - Rometec srl - www.rometec.it

MAßZEICHNUNGEN

DIMENSIONAL DRAWINGS

DISEGNI DIMENSIONI

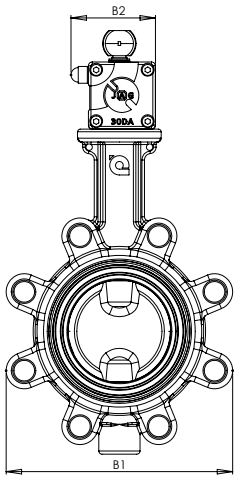

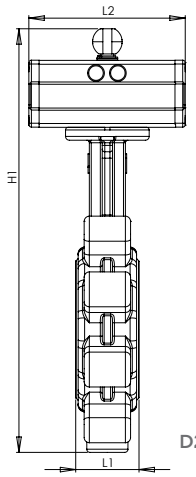

D289

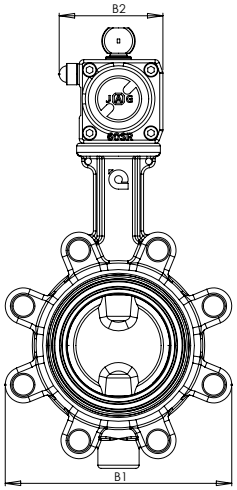

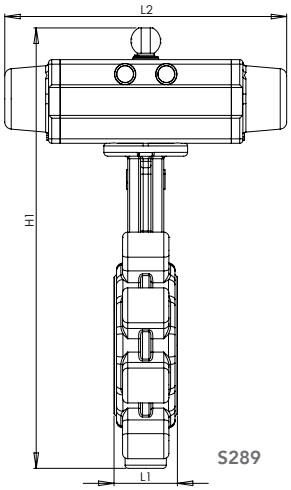

S289

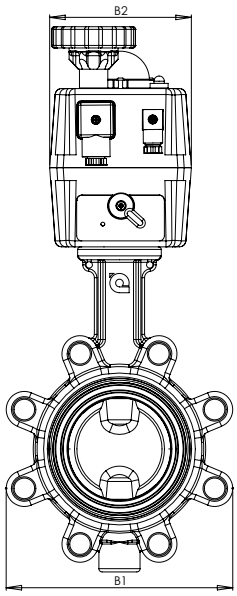

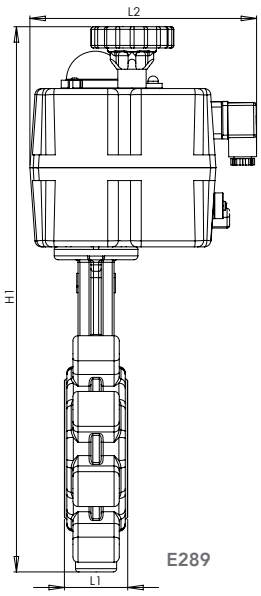

E289

Alle Maße in mm
All dimensions in mm
Tutte le dimensioni in mm

DN	L1 D289 S289 E289	L2 D289 S289 E289	B1 D289 S289 E289	B2 D289 S289 E289	H1 D289 S289 E289
40	33 33 33	122 195 181	86 86 86	66,5 66,5 110	252,5 252,5 349,5
50	43 43 43	122 195 181	102 102 102	66,5 66,5 110	274 274 371
65	46 46 46	122 219 181	116 116 116	66,5 80,6 110	218 301 385
80	46 46 46	122 219 181	132 132 132	66,5 80,6 110	324,5 337,5 421,5
100	52 52 52	151 300 181	157 157 157	80,6 95,6 110	365,5 380,5 476,5
125	56 56 56	151 300 181	195 195 195	80,6 95,6 110	394 409 505
150	56 56 56	198 410 235	218 218 218	95,6 130,5 214	445 475 599
200	60 60 60	270 394 235	271 271 271	130,5 152 214	530 602 654
250	68 68 68	270 458 235	329 329 329	130,5 174 214	609 706 733
300	78 78 78	270 534 358	382 382 382	130,5 206 256	663 793 829
350	78 78 78	458 532 358	422 422 422	174 226 256	832 890 901

Rometec srl - www.rometec.it - Rometec srl - www.rometec.it - Rometec srl - www.rometec.it

Rometec srl - www.rometec.it - Rometec srl - www.rometec.it - Rometec srl - www.rometec.it

AUTOMATION CENTER GERMANY

(valves+actuators)² since 1993

ABSPERRKLAPPEN
EDELSTAHL

Zwischenflansch-Absperrklappe
1-teilige Ausführung

Betätigung: ISO5211-DIN 3337
Anschlüsse: Für Montage zwischen Flansche EN1092 PN10/16-ANSI125/150
Gehäuse: Edelstahl 1.4408
Scheibe: Edelstahl 1.4408
Größen: DN40-DN350 (DN400-DN600 auf Anfrage)
Dichtungen: NBR, EPDM

BUTTERFLY VALVES
STAINLESS STEEL

Wafer type butterfly valve
1-piece design

Interface: ISO5211-DIN 3337
Connection: For mounting between flanges EN1092 PN10/16-ANSI125/150
Body: Stainless steel AISI316
Disc: Stainless steel AISI316
Sizes: DN40-DN350 (DN400-DN600 on request)
Seat + seal: NBR, EPDM

VALVOLE A FARFALLA
ACCIAIO INOX

Valvola a farfalla Wafer
Monocorpo design

Interfaccia: ISO5211-DIN 3337
Attacchi: Per montaggio tra flangie EN1092 PN10/16-ANSI125/150
Corpo: Acciaio inox AISI316
Disco: Acciaio inox AISI316
Misure: DN40-DN350 (DN400-DN600 su richiesta)
Guarnizioni: NBR, EPDM

Pneumatic DA
D474


Pneumatic SR
S474

Electric
E474

Hand lever
H474

Valve Only
V474

DN		50	65	80	100	125	150	200	250	300	350
Actuator DA		30	30	30	60	60	120	360	360	360	AC-A160DA
Actuator SR		30	60	60	120	120	360	AC-A140S12	AC-A160S12	AC-A190S12	AC-A210S12
Actuator BT		25	38	38	60	90	170	350	350	ALE500	ALE500
Mit doppeltwirkendem peumatischen Antrieb DA				With double-acting pneumatic actuator DA				Con attuatore pneumatico doppio effetto DA			
Art. NBR		D474AN409	D474AN410	D474AN411	D474AN412	D474AN413	D474AN414	D474AN415	D474AN416	D474AN417	D474AN418
Art. EPDM		D474AE409	D474AE410	D474AE411	D474AE412	D474AE413	D474AE414	D474AE415	D474AE416	D474AE417	D474AE418
Mit einfachwirkendem peumatischen Antrieb SR				With spring return pneumatic actuator SR				Con attuatore pneumatico semplice effetto SR			
Art. NBR		S474AN409	S474AN410	S474AN411	S474AN412	S474AN413	S474AN414	S474AN415	S474AN416	S474AN417	S474AN418
Art. EPDM		S474AE409	S474AE410	S474AE411	S474AE412	S474AE413	S474AE414	S474AE415	S474AE416	S474AE417	S474AE418
Mit elektrischem Antrieb blu-e-torque BT				With electric actuator blu-e-torque BT				Con attuatore elettrico blu-e-torque BT			
Art. NBR		E474AN409	E474AN410	E474AN411	E474AN412	E474AN413	E474AN414	E474AN415	E474AN416	E474AN417	E474AN418
Art. EPDM		E474AE409	E474AE410	E474AE411	E474AE412	E474AE413	E474AE414	E474AE415	E474AE416	E474AE417	E474AE418
Mit manuellem Handhebel H				With manual hand lever H				Con leva manuale H			
Art. NBR		H474AN409	H474AN410	H474AN411	H474AN412	H474AN413	H474AN414	H474AN415	H474AN416	H474AN417	H474AN418
Art. EPDM		H474AE409	H474AE410	H474AE411	H474AE412	H474AE413	H474AE414	H474AE415	H474AE416	H474AE417	H474AE418
Nur Ventil				Valve only				Valvola sola			
Art. NBR		V474AN409	V474AN410	V474AN411	V474AN412	V474AN413	V474AN414	V474AN415	V474AN416	V474AN417	V474AN418
Art. EPDM		V474AE409	V474AE410	V474AE411	V474AE412	V474AE413	V474AE414	V474AE415	V474AE416	V474AE417	V474AE418

D 4 7 4 A N 4 0 8

Betätigung Actuation Azionamento
- D DA Double-acting pneumatic actuator
- S SR Spring return pneumatic actuator
- E Electric actuator
- H Hand lever manual
- V Valve only as a spare part

Serie
Wafer

Dichtung Seat+seal Guarnizioni
- AN NBR

Nennweite Size Dimensione
- 08 DN40
- 09 DN50
- 10 DN65
- 11 DN80
- 12 DN100
- 14 DN150
- 15 DN200
- 16 DN250
- 17 DN300
- 18 DN350

Management System ISO 9001:2015
TÜVRheinland ZERTIFIZIERT
www.tuv.com

Rometec srl - www.rometec.it - Rometec srl - www.rometec.it - Rometec srl - www.rometec.it

Rometec srl - www.rometec.it - Rometec srl - www.rometec.it - Rometec srl - www.rometec.it

MAßZEICHNUNGEN

DIMENSIONAL DRAWINGS

DISEGNI DIMENSIONI

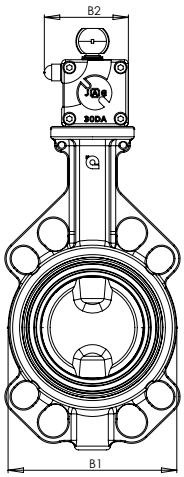

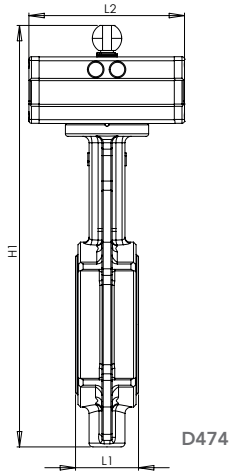

D474

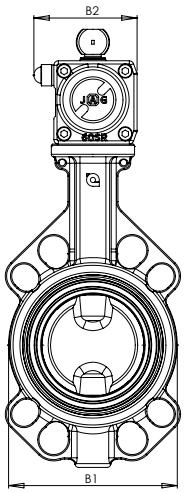

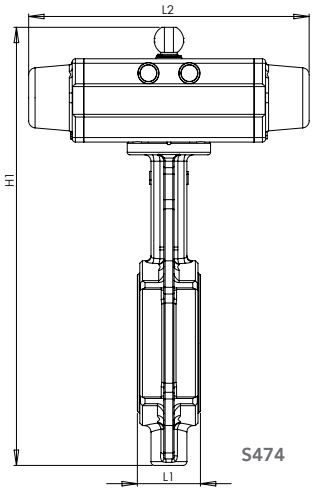

S474

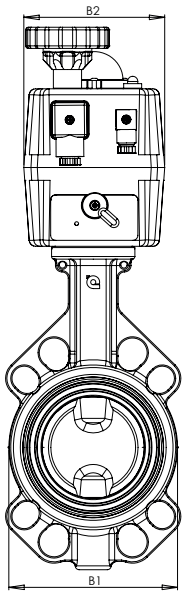

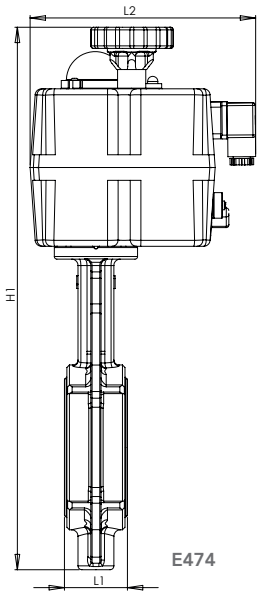

E474

Alle Maße in mm
All dimensions in mm
Tutte le dimensioni in mm

DN	L1 D474 S474 E474	L2 D474 S474 E474	B1 D474 S474 E474	B2 D474 S474 E474	H1 D474 S474 E474
50	43 43 43	122 195 181	102 102 102	66,5 66,5 110	274 274 371
65	46 46 46	122 219 181	116 116 116	66,5 80,6 110	218 301 385
80	46 46 46	122 219 181	132 132 132	66,5 80,6 110	324,5 337,5 421,5
100	52 52 52	151 300 181	157 157 157	80,6 95,6 110	365,5 380,5 476,5
125	56 56 56	151 300 181	195 195 195	80,6 95,6 110	394 409 505
150	56 56 56	198 410 235	218 218 218	95,6 130,5 214	445 475 599
200	60 60 60	270 394 235	271 271 271	130,5 152 214	530 602 654
250	68 68 68	270 458 235	329 329 329	130,5 174 214	609 706 733
300	78 78 78	270 534 358	382 382 382	130,5 206 256	663 793 829
350	78 78 78	458 532 358	422 422 422	174 226 256	832 890 901

Rometec srl - www.rometec.it - Rometec srl - www.rometec.it - Rometec srl - www.rometec.it

Rometec srl - www.rometec.it - Rometec srl - www.rometec.it - Rometec srl - www.rometec.it

AUTOMATION CENTER GERMANY

(valves+actuators)² since 1993

ABSPERRKLAPPEN
EDELSTAHL

Zwischenflansch-Absperrklappe
1-teilige Ausführung

Betätigung: ISO5211-DIN 3337
Anschlüsse: Für Montage zwischen Flansche EN1092 PN10/16-ANSI125/150
Gehäuse: Edelstahl 1.4408
Scheibe: Edelstahl 1.4408
Größen: DN40-DN350 (DN400-DN600 auf Anfrage)
Dichtungen: NBR, EPDM

BUTTERFLY VALVES
STAINLESS STEEL

Wafer type butterfly valve
1-piece design

Interface: ISO5211-DIN 3337
Connection: For mounting between flanges EN1092 PN10/16-ANSI125/150
Body: Stainless steel AISI316
Disc: Stainless steel AISI316
Sizes: DN40-DN350 (DN400-DN600 on request)
Seat + seal: NBR, EPDM

VALVOLE A FARFALLA
ACCIAIO INOX

Valvola a farfalla Wafer
Monocorpo design

Interfaccia: ISO5211-DIN 3337
Attacchi: Per montaggio tra flangie EN1092 PN10/16-ANSI125/150
Corpo: Acciaio inox AISI316
Disco: Acciaio inox AISI316
Misure: DN40-DN350 (DN400-DN600 su richiesta)
Guarnizioni: NBR, EPDM

Pneumatic DA
D474


Pneumatic SR
S474


Electric
E474

Hand lever
H474

Valve Only
V474

DN	40	50	65	80	100	125	150	200	250	300	350
Actuator DA	30	30	30	30	60	60	120	360	360	360	AC-A160DA
Actuator SR	30	30	60	60	120	120	360	AC-A140S12	AC-A160S12	AC-A190S12	AC-A210S12
Actuator BT	25	25	38	38	60	90	170	350	350	ALE500	ALE500
Mit doppeltwirkendem peumatischen Antrieb DA				With double-acting pneumatic actuator DA				Con attuatore pneumatico doppio effetto DA			
Art. VITON	D474AV408	D474AV409	D474AV410	D474AV411	D474AV412	D474AV413	D474AV414	D474AV415	D474AV416	D474AV417	D474AV418
Euro	Preise auf Anfrage - Prices on request - Prezzi su richiesta										
Mit einfachwirkendem peumatischen Antrieb SR				With spring return pneumatic actuator SR				Con attuatore pneumatico semplice effetto SR			
Art. VITON	S474AV408	S474AV409	S474AV410	S474AV411	S474AV412	S474AV413	S474AV414	S474AV415	S474AV416	S474AV417	S474AV418
Euro	Preise auf Anfrage - Prices on request - Prezzi su richiesta										
Mit elektrischem Antrieb blu-e-torque BT				With electric actuator blu-e-torque BT				Con attuatore elettrico blu-e-torque BT			
Art. VITON	E474AV408	E474AV409	E474AV410	E474AV411	E474AV412	E474AV413	E474AV414	E474AV415	E474AV416	E474AV417	E474AV418
Euro	Preise auf Anfrage - Prices on request - Prezzi su richiesta										
Mit manuellem Handhebel H				With manual hand lever H				Con leva manuale H			
Art. VITON	H474AV408	H474AV409	H474AV410	H474AV411	H474AV412	H474AV413	H474AV414	H474AV415	H474AV416	H474AV417	H474AV418
Euro	Preise auf Anfrage - Prices on request - Prezzi su richiesta										
Nur Ventil				Valve only				Valvola sola			
Art. VITON	V474AV408	V474AV409	V474AV410	V474AV411	V474AV412	V474AV413	V474AV414	V474AV415	V474AV416	V474AV417	V474AV418
Euro	Preise auf Anfrage - Prices on request - Prezzi su richiesta										

D 4 7 4 A V 4 0 8

Betätigung Actuation Azionamento
- D DA Double-acting pneumatic actuator
- S SR Spring return pneumatic actuator
- E Electric actuator
- H Hand lever manual
- V Valve only as a spare part

Serie
Wafer

Dichtung
Seat+seal
Guarnizioni
AV Viton

Nennweite Size Dimensione
08 DN40 14 DN150
09 DN50 15 DN200
10 DN65 16 DN250
11 DN80 17 DN300
12 DN100 18 DN350

Management System ISO 9001:2015
TÜVRheinland ZERTIFIZIERT
www.tuv.com

Rometec srl - www.rometec.it - Rometec srl - www.rometec.it - Rometec srl - www.rometec.it

Rometec srl - www.rometec.it - Rometec srl - www.rometec.it - Rometec srl - www.rometec.it

MAßZEICHNUNGEN

DIMENSIONAL DRAWINGS

DISEGNI DIMENSIONI

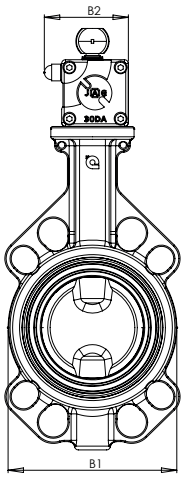

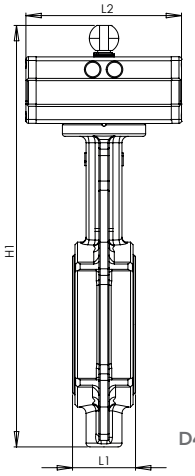

D474

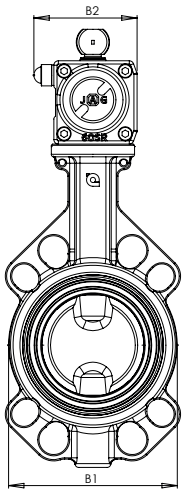

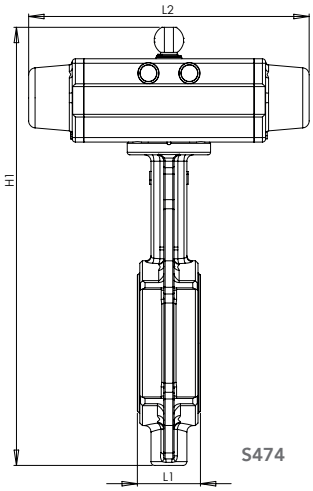

S474

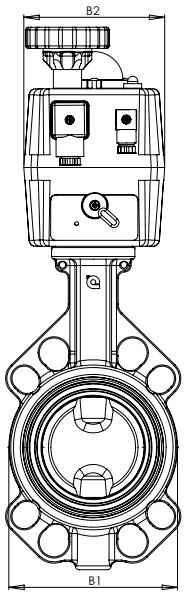

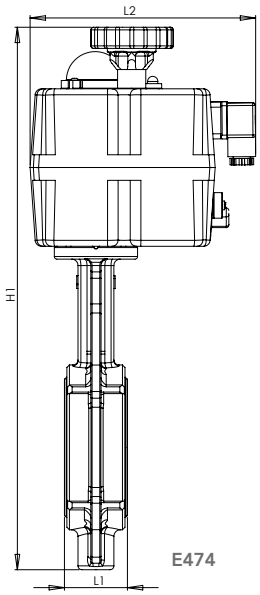

E474

Alle Maße in mm
All dimensions in mm
Tutte le dimensioni in mm

DN	L1 D474 S474 E474	L2 D474 S474 E474	B1 D474 S474 E474	B2 D474 S474 E474	H1 D474 S474 E474
40	33 33 33	122 195 181	86 86 86	66,5 66,5 110	252,5 252,5 349,5
50	43 43 43	122 195 181	102 102 102	66,5 66,5 110	274 274 371
65	46 46 46	122 219 181	116 116 116	66,5 80,6 110	218 301 385
80	46 46 46	122 219 181	132 132 132	66,5 80,6 110	324,5 337,5 421,5
100	52 52 52	151 300 181	157 157 157	80,6 95,6 110	365,5 380,5 476,5
125	56 56 56	151 300 181	195 195 195	80,6 95,6 110	394 409 505
150	56 56 56	198 410 235	218 218 218	95,6 130,5 214	445 475 599
200	60 60 60	270 394 235	271 271 271	130,5 152 214	530 602 654
250	68 68 68	270 458 235	329 329 329	130,5 174 214	609 706 733
300	78 78 78	270 534 358	382 382 382	130,5 206 256	663 793 829
350	78 78 78	458 532 358	422 422 422	174 226 256	832 890 901

Rometec srl - www.rometec.it - Rometec srl - www.rometec.it - Rometec srl - www.rometec.it

Rometec srl - www.rometec.it - Rometec srl - www.rometec.it - Rometec srl - www.rometec.it

AUTOMATION CENTER GERMANY

(valves+actuators)² since 1993

ABSPERRKLAPPEN
EDELSTAHL

Endflansch-Absperrklappe
1-teilige Ausführung

Betätigung: ISO5211-DIN 3337
Anschlüsse: Für Montage als Endarmatur mit Flansche EN1092 PN10/16-ANSI125/150
Gehäuse: Edelstahl 1.4408
Scheibe: Edelstahl 1.4408
Größen: DN40-DN350 (DN400-DN600 auf Anfrage)
Dichtungen: NBR, EPDM

BUTTERFLY VALVES
STAINLESS STEEL

LUG type butterfly valve
1-piece design

Interface: ISO5211-DIN 3337
Connection: For mounting end of line with flanges EN1092 PN10/16-ANSI125/150
Body: Stainless steel AISI316
Disc: Stainless steel AISI316
Sizes: DN40-DN350 (DN400-DN600 on request)
Seat + seal: NBR, EPDM

VALVOLE A FARFALLA
ACCIAIO INOX

Valvola a farfalla LUG
Monocorpo design

Interfaccia: ISO5211-DIN 3337
Attacchi: Per montaggio fine tubazione con flangie EN1092 PN10/16-ANSI125/150
Corpo: Acciaio inox AISI316
Disco: Acciaio inox AISI316
Misure: DN40-DN350 (DN400-DN600 su richiesta)
Guarnizioni: NBR, EPDM


Pneumatic DA
D484


Pneumatic SR
S484


Electric
E484

Hand lever
H484


Valve Only
V484

DN		50	65	80	100	125	150	200	250	300	350
Actuator DA		30	30	30	60	60	120	360	360	360	AC-A160DA
Actuator SR		30	60	60	120	120	360	AC-A140S12	AC-A160S12	AC-A190S12	AC-A210S12
Actuator BT		25	38	38	60	90	170	350	350	ALE500	ALE500
Mit doppeltwirkendem peumatischen Antrieb DA				With double-acting pneumatic actuator DA				Con attuatore pneumatico doppio effetto DA			
Art. NBR		D484AN409	D484AN410	D484AN411	D484AN412	D484AN413	D484AN414	D484AN415	D484AN416	D484AN417	D484AN418
Art. EPDM		D484AE409	D484AE410	D484AE411	D484AE412	D484AE413	D484AE414	D484AE415	D484AE416	D484AE417	D484AE418
Mit einfachwirkendem peumatischen Antrieb SR				With spring return pneumatic actuator SR				Con attuatore pneumatico semplice effetto SR			
Art. NBR		S484AN409	S484AN410	S484AN411	S484AN412	S484AN413	S484AN414	S484AN415	S484AN416	S484AN417	S484AN418
Art. EPDM		S484AE409	S484AE410	S484AE411	S484AE412	S484AE413	S484AE414	S484AE415	S484AE416	S484AE417	S484AE418
Mit elektrischem Antrieb blu-e-torque BT				With electric actuator blu-e-torque BT				Con attuatore elettrico blu-e-torque BT			
Art. NBR		E484AN409	E484AN410	E484AN411	E484AN412	E484AN413	E484AN414	E484AN415	E484AN416	E484AN417	E484AN418
Art. EPDM		E484AE409	E484AE410	E484AE411	E484AE412	E484AE413	E484AE414	E484AE415	E484AE416	E484AE417	E484AE418
Mit manuellem Handhebel H				With manual hand lever H				Con leva manuale H			
Art. NBR		H484AN409	H484AN410	H484AN411	H484AN412	H484AN413	H484AN414	H484AN415	H484AN416	HG484AN417	HG484AN418
Art. EPDM		H484AE409	H484AE410	H484AE411	H484AE412	H484AE413	H484AE414	H484AE415	H484AE416	HG484AE417	HG484AE418
Nur Ventil				Valve only				Valvola sola			
Art. NBR		V484AN409	V484AN410	V484AN411	V484AN412	V484AN413	V484AN414	V484AN415	V484AN416	V484AN417	V484AN418
Art. EPDM		V484AE409	V484AE410	V484AE411	V484AE412	V484AE413	V484AE414	V484AE415	V484AE416	V484AE417	V484AE418

D 4 8 4 A N 4 0 8

Betätigung Actuation Azionamento
D DA Double-acting pneumatic actuator
S SR Spring return pneumatic actuator
E Electric actuator
H Hand lever manual - HG Manual gear
V Valve only as a spare part

Serie
LUG

Dichtung Seat+seal Guarnizioni
AN NBR

Nennweite Size Dimensione
08 DN40 14 DN150
09 DN50 15 DN200
10 DN65 16 DN250
11 DN80 17 DN300
12 DN100 18 DN350

Management System ISO 9001:2015
TÜVRheinland ZERTIFIZIERT
www.tuv.com

Rometec srl - www.rometec.it - Rometec srl - www.rometec.it - Rometec srl - www.rometec.it

Rometec srl - www.rometec.it - Rometec srl - www.rometec.it - Rometec srl - www.rometec.it

MAßZEICHNUNGEN

DIMENSIONAL DRAWINGS

DISEGNI DIMENSIONI

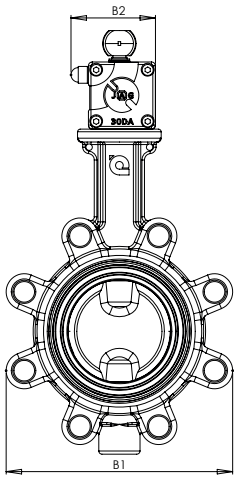

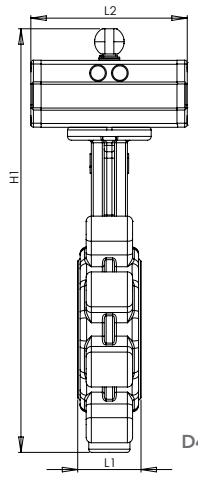

D484

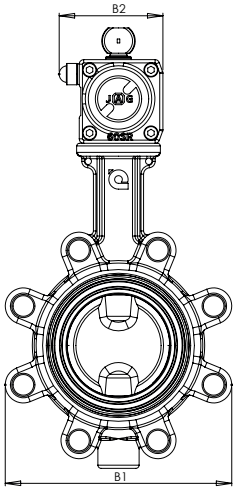

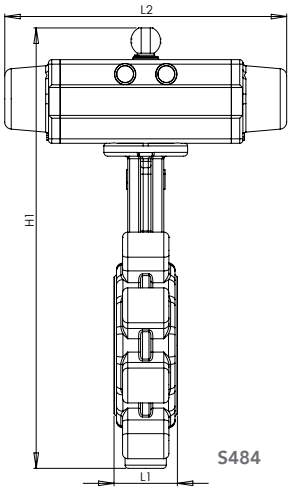

S484

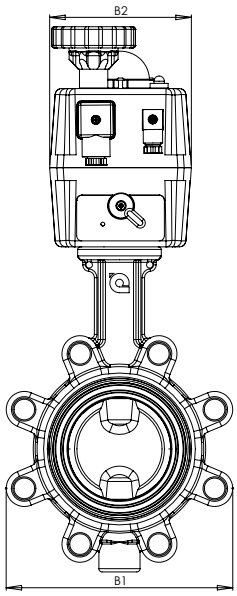

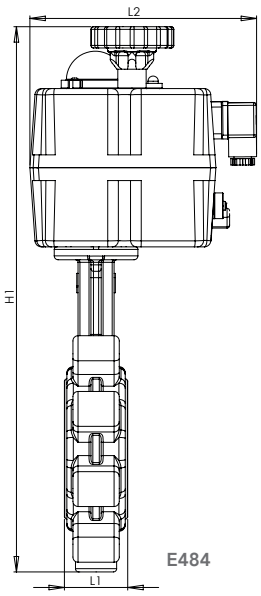

E484

Alle Maße in mm
All dimensions in mm
Tutte le dimensioni in mm

DN	L1 D484 S484 E484	L2 D484 S484 E484	B1 D484 S484 E484	B2 D484 S484 E484	H1 D484 S484 E484
50	43 43 43	122 195 181	102 102 102	66,5 66,5 110	274 274 371
65	46 46 46	122 219 181	116 116 116	66,5 80,6 110	218 301 385
80	46 46 46	122 219 181	132 132 132	66,5 80,6 110	324,5 337,5 421,5
100	52 52 52	151 300 181	157 157 157	80,6 95,6 110	365,5 380,5 476,5
125	56 56 56	151 300 181	195 195 195	80,6 95,6 110	394 409 505
150	56 56 56	198 410 235	218 218 218	95,6 130,5 214	445 475 599
200	60 60 60	270 394 235	271 271 271	130,5 152 214	530 602 654
250	68 68 68	270 458 235	329 329 329	130,5 174 214	609 706 733
300	78 78 78	270 534 358	382 382 382	130,5 206 256	663 793 829
350	78 78 78	458 532 358	422 422 422	174 226 256	832 890 901

Rometec srl - www.rometec.it - Rometec srl - www.rometec.it - Rometec srl - www.rometec.it

Rometec srl - www.rometec.it - Rometec srl - www.rometec.it - Rometec srl - www.rometec.it

AUTOMATION CENTER GERMANY

(valves+actuators)² since 1993

ABSPERRKLAPPEN
EDELSTAHL

Endflansch-Absperrklappe
1-teilige Ausführung

Betätigung: ISO5211-DIN 3337
Anschlüsse: Für Montage als Endarmatur mit Flansche EN1092 PN10/16-ANSI125/150
Gehäuse: Edelstahl 1.4408
Scheibe: Edelstahl 1.4408
Größen: DN40-DN350 (DN400-DN600 auf Anfrage)
Dichtungen: Viton

BUTTERFLY VALVES
STAINLESS STEEL

LUG type butterfly valve
1-piece design

Interface: ISO5211-DIN 3337
Connection: For mounting end of line with flanges EN1092 PN10/16-ANSI125/150
Body: Stainless steel AISI316
Disc: Stainless steel AISI316
Sizes: DN40-DN350 (DN400-DN600 on request)
Seat + seal: Viton

VALVOLE A FARFALLA
ACCIAIO INOX

Valvola a farfalla LUG
Monocorpo design

Interfaccia: ISO5211-DIN 3337
Attacchi: Per montaggio fine tubazione con flangie EN1092 PN10/16-ANSI125/150
Corpo: Acciaio inox AISI316
Disco: Acciaio inox AISI316
Misure: DN40-DN350 (DN400-DN600 su richiesta)
Guarnizioni: Viton



Pneumatic DA
D484



Pneumatic SR
S484



Electric
E484

Hand lever
H484



Valve Only
V484

DN	40	50	65	80	100	125	150	200	250	300	350
Actuator DA	30	30	30	30	60	60	120	360	360	360	AC-A160DA
Actuator SR	30	30	60	60	120	120	360	AC-A140S12	AC-A160S12	AC-A190S12	AC-A210S12
Actuator BT	25	25	38	38	60	90	170	350	350	ALE500	ALE500
Mit doppeltwirkendem peumatischen Antrieb DA				**With double-acting pneumatic actuator DA**				**Con attuatore pneumatico doppio effetto DA**			
Art. VITON	D484AV408	D484AV409	D484AV410	D484AV411	D484AV412	D484AV413	D484AV414	D484AV415	D484AV416	D484AV417	D484AV418
Euro	Preise auf Anfrage - Prices on request - Prezzi su richiesta										
Mit einfachwirkendem peumatischen Antrieb SR				**With spring return pneumatic actuator SR**				**Con attuatore pneumatico semplice effetto SR**			
Art. VITON	S484AV408	S484AV409	S484AV410	S484AV411	S484AV412	S484AV413	S484AV414	S484AV415	S484AV416	S484AV417	S484AV418
Euro	Preise auf Anfrage - Prices on request - Prezzi su richiesta										
Mit elektrischem Antrieb blu-e-torque BT				**With electric actuator blu-e-torque BT**				**Con attuatore elettrico blu-e-torque BT**			
Art. VITON	E484AV408	E484AV409	E484AV410	E484AV411	E484AV412	E484AV413	E484AV414	E484AV415	E484AV416	E484AV417	E484AV418
Euro	Preise auf Anfrage - Prices on request - Prezzi su richiesta										
Mit manuellem Handhebel H				**With manual hand lever H**				**Con leva manuale H**			
Art. VITON	H484AV408	H484AV409	H484AV410	H484AV411	H484AV412	H484AV413	H484AV414	H484AV415	H484AV416	H484AV417	H484AV418
Euro	Preise auf Anfrage - Prices on request - Prezzi su richiesta										
Nur Ventil				**Valve only**				**Valvola sola**			
Art. VITON	V484AV408	V484AV409	V484AV410	V484AV411	V484AV412	V484AV413	V484AV414	V484AV415	V484AV416	V484AV417	V484AV418
Euro	Preise auf Anfrage - Prices on request - Prezzi su richiesta										

D 4 8 4 A V 4 0 8

Betätigung Actuation Azionamento
- D DA Double-acting pneumatic actuator
- S SR Spring return pneumatic actuator
- E Electric actuator
- H Hand lever manual
- V Valve only as a spare part

Serie
LUG

Dichtung
Seat+seal
Guarnizioni
AV Viton

Nennweite Size Dimensione
- 08 DN40
- 09 DN50
- 10 DN65
- 11 DN80
- 12 DN100
- 14 DN150
- 15 DN200
- 16 DN250
- 17 DN300
- 18 DN350

TÜVRheinland ZERTIFIZIERT
Management System ISO 9001:2015
www.tuv.com

Rometec srl - www.rometec.it - Rometec srl - www.rometec.it - Rometec srl - www.rometec.it

Rometec srl - www.rometec.it - Rometec srl - www.rometec.it - Rometec srl - www.rometec.it

MAßZEICHNUNGEN

DIMENSIONAL DRAWINGS

DISEGNI DIMENSIONI

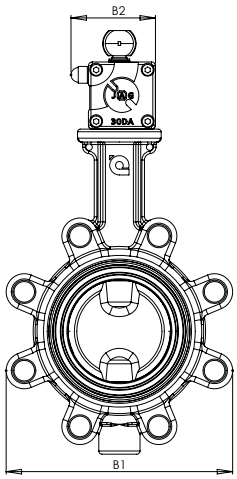

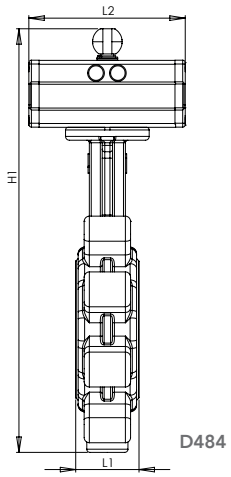

D484

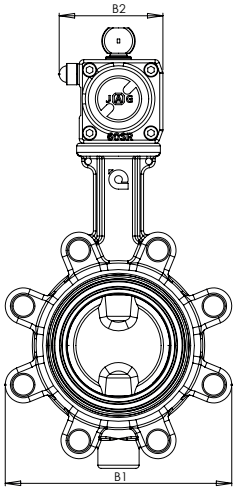

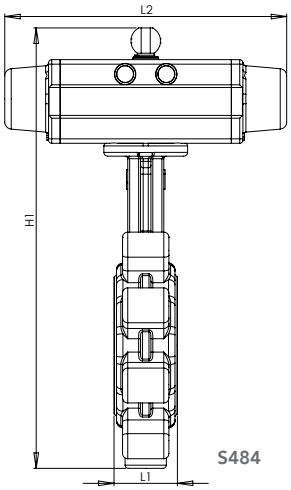

S484

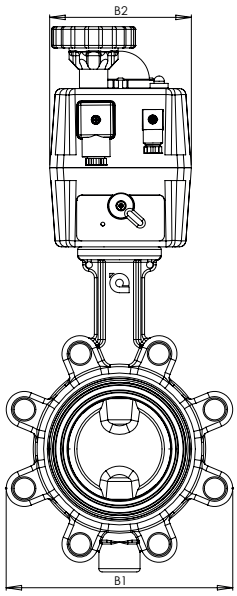

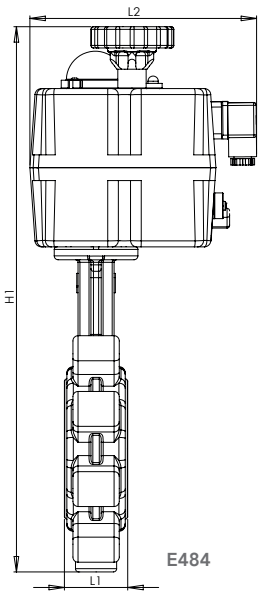

E484

Alle Maße in mm
All dimensions in mm
Tutte le dimensioni in mm

DN	L1 D484 S484 E484	L2 D484 S484 E484	B1 D484 S484 E484	B2 D484 S484 E484	H1 D484 S484 E484
40	33 33 33	122 195 181	86 86 86	66,5 66,5 110	252,5 252,5 349,5
50	43 43 43	122 195 181	102 102 102	66,5 66,5 110	274 274 371
65	46 46 46	122 219 181	116 116 116	66,5 80,6 110	218 301 385
80	46 46 46	122 219 181	132 132 132	66,5 80,6 110	324,5 337,5 421,5
100	52 52 52	151 300 181	157 157 157	80,6 95,6 110	365,5 380,5 476,5
125	56 56 56	151 300 181	195 195 195	80,6 95,6 110	394 409 505
150	56 56 56	198 410 235	218 218 218	95,6 130,5 214	445 475 599
200	60 60 60	270 394 235	271 271 271	130,5 152 214	530 602 654
250	68 68 68	270 458 235	329 329 329	130,5 174 214	609 706 733
300	78 78 78	270 534 358	382 382 382	130,5 206 256	663 793 829
350	78 78 78	458 532 358	422 422 422	174 226 256	832 890 901

Rometec srl - www.rometec.it - Rometec srl - www.rometec.it - Rometec srl - www.rometec.it

Rometec srl - www.rometec.it - Rometec srl - www.rometec.it - Rometec srl - www.rometec.it

AUTOMATION CENTER GERMANY

(valves+actuators)² since 1993

ABSPERRKLAPPEN
EDELSTAHL

Zwischenflansch-Absperrklappe
1-teilige Ausführung

Betätigung: ISO5211-DIN 3337
Anschlüsse: Für Montage zwischen Flansche EN1092 PN10/16-ANSI125/150
Gehäuse: Edelstahl 1.4408
Scheibe: Aluminium-Bronze C95800
Größen: DN40-DN350 (DN400-DN600 auf Anfrage)
Dichtungen: NBR, EPDM

BUTTERFLY VALVES
STAINLESS STEEL

Wafer type butterfly valve
1-piece design

Interface: ISO5211-DIN 3337
Connection: For mounting between flanges EN1092 PN10/16-ANSI125/150
Body: Stainless steel AISI316
Disc: Aluminium-Bronze C95800
Sizes: DN40-DN350 (DN400-DN600 on request)
Seat + seal: NBR, EPDM

VALVOLE A FARFALLA
ACCIAIO INOX

Valvola a farfalla Wafer
Monocorpo design

Interfaccia: ISO5211-DIN 3337
Attacchi: Per montaggio tra flangie EN1092 PN10/16-ANSI125/150
Corpo: Acciaio inox AISI316
Disco: Alluminio-bronzo C95800
Misure: DN40-DN350 (DN400-DN600 su richiesta)
Guarnizioni: NBR, EPDM


Pneumatic DA
D479


Pneumatic SR
S479


Electric
E479

Hand lever
H479

Valve Only
V479

DN	40	50	65	80	100	125	150	200	250	300	350
Actuator DA	30	30	30	30	60	60	120	360	360	360	AC-A160DA
Actuator SR	30	30	60	60	120	120	360	AC-A140S12	AC-A160S12	AC-A190S12	AC-A210S12
Actuator BT	25	25	38	38	60	90	170	350	350	ALE500	ALE500
Mit doppeltwirkendem peumatischen Antrieb DA				With double-acting pneumatic actuator DA				Con attuatore pneumatico doppio effetto DA			
Art. NBR	D479AN908	D479AN909	D479AN910	D479AN911	D479AN912	D479AN913	D479AN914	D479AN915	D479AN916	D479AN917	D479AN918
Art. EPDM	D479AE908	D479AE909	D479AE910	D479AE911	D479AE912	D479AE913	D479AE914	D479AE915	D479AE916	D479AE917	D479AE918
Euro	Preise auf Anfrage - Prices on request - Prezzi su richiesta										
Mit einfachwirkendem peumatischen Antrieb SR				With spring return pneumatic actuator SR				Con attuatore pneumatico semplice effetto SR			
Art. NBR	S479AN908	S479AN909	S479AN910	S479AN911	S479AN912	S479AN913	S479AN914	S479AN915	S479AN916	S479AN917	S479AN918
Art. EPDM	S479AE908	S479AE909	S479AE910	S479AE911	S479AE912	S479AE913	S479AE914	S479AE915	S479AE916	S479AE917	S479AE918
Euro	Preise auf Anfrage - Prices on request - Prezzi su richiesta										
Mit elektrischem Antrieb blu-e-torque BT				With electric actuator blu-e-torque BT				Con attuatore elettrico blu-e-torque BT			
Art. NBR	E479AN908	E479AN909	E479AN910	E479AN911	E479AN912	E479AN913	E479AN914	E479AN915	E479AN916	E479AN917	E479AN918
Art. EPDM	E479AE908	E479AE909	E479AE910	E479AE911	E479AE912	E479AE913	E479AE914	E479AE915	E479AE916	E479AE917	E479AE918
Euro	Preise auf Anfrage - Prices on request - Prezzi su richiesta										
Mit manuellem Handhebel H				With manual hand lever H				Con leva manuale H			
Art. NBR	H479AN908	H479AN909	H479AN910	H479AN911	H479AN912	H479AN913	H479AN914	H479AN915	H479AN916	H479AN917	H479AN918
Art. EPDM	H479AE908	H479AE909	H479AE910	H479AE911	H479AE912	H479AE913	H479AE914	H479AE915	H479AE916	H479AE917	H479AE918
Euro	Preise auf Anfrage - Prices on request - Prezzi su richiesta										
Nur Ventil				Valve only				Valvola sola			
Art. NBR	V479AN908	V479AN909	V479AN910	V479AN911	V479AN912	V479AN913	V479AN914	V479AN915	V479AN916	V479AN917	V479AN918
Art. EPDM	V479AE908	V479AE909	V479AE910	V479AE911	V479AE912	V479AE913	V479AE914	V479AE915	V479AE916	V479AE917	V479AE918
Euro	Preise auf Anfrage - Prices on request - Prezzi su richiesta										

D 4 7 9 A N 9 0 8

Betätigung Actuation Azionamento
- D DA Double-acting pneumatic actuator
- S SR Spring return pneumatic actuator
- E Electric actuator
- H Hand lever manual
- V Valve only as a spare part

Serie
Wafer

Dichtung
Seat+seal
Guarnizioni
AN NBR

Nennweite Size Dimensione
- 08 DN40
- 09 DN50
- 10 DN65
- 11 DN80
- 12 DN100
- 14 DN150
- 15 DN200
- 16 DN250
- 17 DN300
- 18 DN350

TÜVRheinland ZERTIFIZIERT
Management System ISO 9001:2015
www.tuv.com

Rometec srl - www.rometec.it - Rometec srl - www.rometec.it - Rometec srl - www.rometec.it

Rometec srl - www.rometec.it - Rometec srl - www.rometec.it - Rometec srl - www.rometec.it

MAßZEICHNUNGEN

DIMENSIONAL DRAWINGS

DISEGNI DIMENSIONI

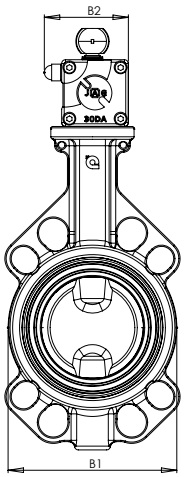

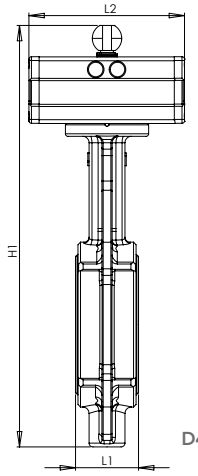

D479

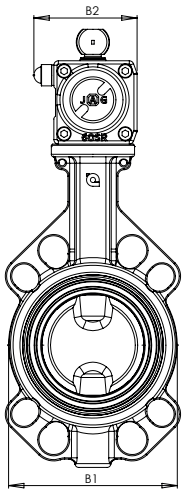

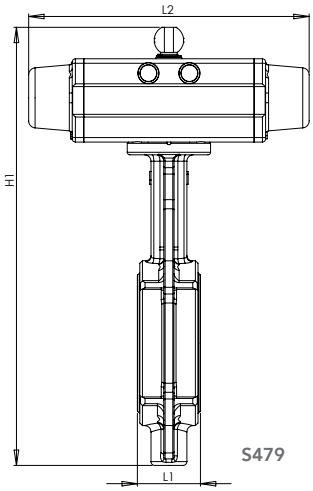

S479

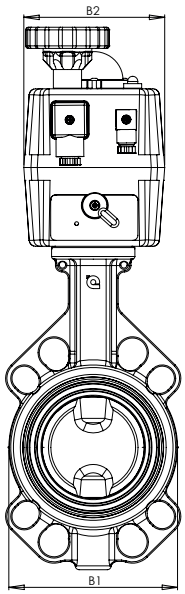

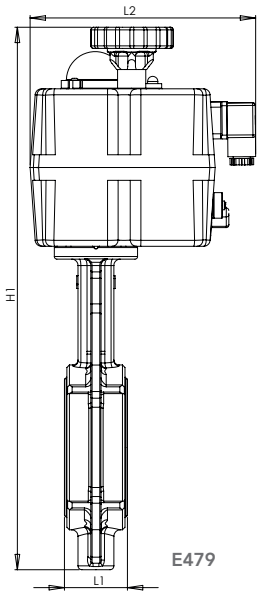

E479

Alle Maße in mm
All dimensions in mm
Tutte le dimensioni in mm

DN	L1 D479 S479 E479	L2 D479 S479 E479	B1 D479 S479 E479	B2 D479 S479 E479	H1 D479 S479 E479
40	33 33 33	122 195 181	86 86 86	66,5 66,5 110	252,5 252,5 349,5
50	43 43 43	122 195 181	102 102 102	66,5 66,5 110	274 274 371
65	46 46 46	122 219 181	116 116 116	66,5 80,6 110	218 301 385
80	46 46 46	122 219 181	132 132 132	66,5 80,6 110	324,5 337,5 421,5
100	52 52 52	151 300 181	157 157 157	80,6 95,6 110	365,5 380,5 476,5
125	56 56 56	151 300 181	195 195 195	80,6 95,6 110	394 409 505
150	56 56 56	198 410 235	218 218 218	95,6 130,5 214	445 475 599
200	60 60 60	270 394 235	271 271 271	130,5 152 214	530 602 654
250	68 68 68	270 458 235	329 329 329	130,5 174 214	609 706 733
300	78 78 78	270 534 358	382 382 382	130,5 206 256	663 793 829
350	78 78 78	458 532 358	422 422 422	174 226 256	832 890 901

Rometec srl - www.rometec.it - Rometec srl - www.rometec.it - Rometec srl - www.rometec.it

Rometec srl - www.rometec.it - Rometec srl - www.rometec.it - Rometec srl - www.rometec.it

AUTOMATION CENTER GERMANY

(valves+actuators)² since 1993

ABSPERRKLAPPEN
EDELSTAHL

Zwischenflansch-Absperrklappe
1-teilige Ausführung

Betätigung: ISO5211-DIN 3337
Anschlüsse: Für Montage zwischen Flansche EN1092 PN10/16-ANSI125/150
Gehäuse: Edelstahl 1.4408
Scheibe: Aluminium-Bronze C95800
Größen: DN40-DN350 (DN400-DN600 auf Anfrage)
Dichtungen: Viton

BUTTERFLY VALVES
STAINLESS STEEL

Wafer type butterfly valve
1-piece design

Interface: ISO5211-DIN 3337
Connection: For mounting between flanges EN1092 PN10/16-ANSI125/150
Body: Stainless steel AISI316
Disc: Aluminium-Bronze C95800
Sizes: DN40-DN350 (DN400-DN600 on request)
Seat + seal: Viton

VALVOLE A FARFALLA
ACCIAIO INOX

Valvola a farfalla Wafer
Monocorpo design

Interfaccia: ISO5211-DIN 3337
Attacchi: Per montaggio tra flangie EN1092 PN10/16-ANSI125/150
Corpo: Acciaio inox AISI316
Disco: Alluminio-bronzo C95800
Misure: DN40-DN350 (DN400-DN600 su richiesta)
Guarnizioni: Viton



Pneumatic DA
D479



Pneumatic SR
S479



Electric
E479

Hand lever
H479

Valve Only
V479

DN	40	50	65	80	100	125	150	200	250	300	350
Actuator DA	30	30	30	30	60	60	120	360	360	360	AC-A160DA
Actuator SR	30	30	60	60	120	120	360	AC-A140S12	AC-A160S12	AC-A190S12	AC-A210S12
Actuator BT	25	25	38	38	60	90	170	350	350	ALE500	ALE500
Mit doppeltwirkendem peumatischen Antrieb DA				With double-acting pneumatic actuator DA				Con attuatore pneumatico doppio effetto DA			
Art. VITON	D479AV908	D479AV909	D479AV910	D479AV911	D479AV912	D479AV913	D479AV914	D479AV915	D479AV916	D479AV917	D479AV918
Euro	Preise auf Anfrage - Prices on request - Prezzi su richiesta										
Mit einfachwirkendem peumatischen Antrieb SR				With spring return pneumatic actuator SR				Con attuatore pneumatico semplice effetto SR			
Art. VITON	S479AV908	S479AV909	S479AV910	S479AV911	S479AV912	S479AV913	S479AV914	S479AV915	S479AV916	S479AV917	S479AV918
Euro	Preise auf Anfrage - Prices on request - Prezzi su richiesta										
Mit elektrischem Antrieb blu-e-torque BT				With electric actuator blu-e-torque BT				Con attuatore elettrico blu-e-torque BT			
Art. VITON	E479AV908	E479AV909	E479AV910	E479AV911	E479AV912	E479AV913	E479AV914	E479AV915	E479AV916	E479AV917	E479AV918
Euro	Preise auf Anfrage - Prices on request - Prezzi su richiesta										
Mit manuellem Handhebel H				With manual hand lever H				Con leva manuale H			
Art. VITON	H479AV908	H479AV909	H479AV910	H479AV911	H479AV912	H479AV913	H479AV914	H479AV915	H479AV916	H479AV917	H479AV918
Euro	Preise auf Anfrage - Prices on request - Prezzi su richiesta										
Nur Ventil				Valve only				Valvola sola			
Art. VITON	V479AV908	V479AV909	V479AV910	V479AV911	V479AV912	V479AV913	V479AV914	V479AV915	V479AV916	V479AV917	V479AV918
Euro	Preise auf Anfrage - Prices on request - Prezzi su richiesta										

D 4 7 9 A V 9 0 8

Betätigung Actuation Azionamento
- D DA Double-acting pneumatic actuator
- S SR Spring return pneumatic actuator
- E Electric actuator
- H Hand lever manual
- V Valve only as a spare part

Serie
Wafer

Dichtung
Seat+seal
Guarnizioni
AV Viton

Nennweite Size Dimensione
- 08 DN40
- 09 DN50
- 10 DN65
- 11 DN80
- 12 DN100
- 14 DN150
- 15 DN200
- 16 DN250
- 17 DN300
- 18 DN350

TÜVRheinland ZERTIFIZIERT
Management System ISO 9001:2015
www.tuv.com

Rometec srl - www.rometec.it - Rometec srl - www.rometec.it - Rometec srl - www.rometec.it

Rometec srl - www.rometec.it - Rometec srl - www.rometec.it - Rometec srl - www.rometec.it

MAßZEICHNUNGEN DIMENSIONAL DRAWINGS DISEGNI DIMENSIONI

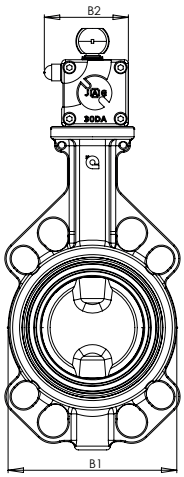

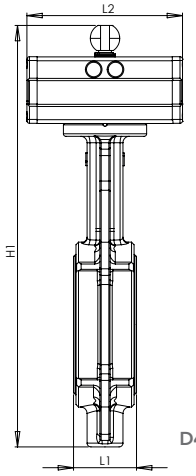

D479

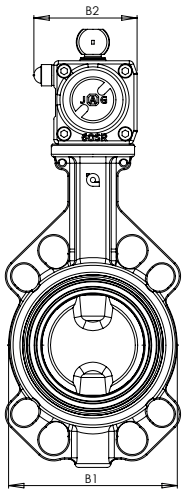

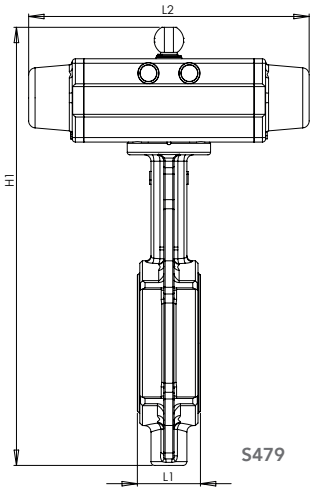

S479

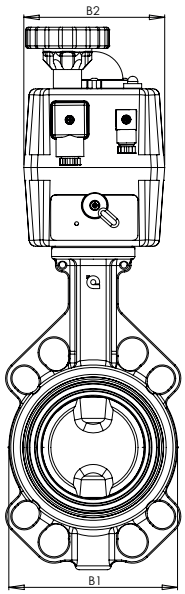

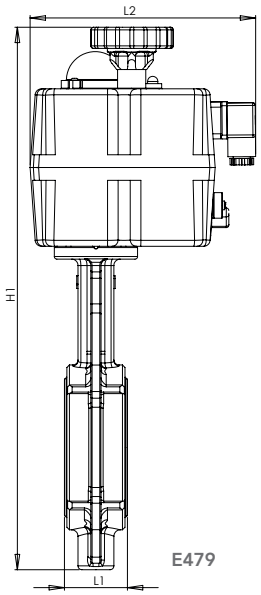

E479

Alle Maße in mm
All dimensions in mm
Tutte le dimensioni in mm

DN	L1 D479 S479 E479	L2 D479 S479 E479	B1 D479 S479 E479	B2 D479 S479 E479	H1 D479 S479 E479
40	33 33 33	122 195 181	86 86 86	66,5 66,5 110	252,5 252,5 349,5
50	43 43 43	122 195 181	102 102 102	66,5 66,5 110	274 274 371
65	46 46 46	122 219 181	116 116 116	66,5 80,6 110	218 301 385
80	46 46 46	122 219 181	132 132 132	66,5 80,6 110	324,5 337,5 421,5
100	52 52 52	151 300 181	157 157 157	80,6 95,6 110	365,5 380,5 476,5
125	56 56 56	151 300 181	195 195 195	80,6 95,6 110	394 409 505
150	56 56 56	198 410 235	218 218 218	95,6 130,5 214	445 475 599
200	60 60 60	270 394 235	271 271 271	130,5 152 214	530 602 654
250	68 68 68	270 458 235	329 329 329	130,5 174 214	609 706 733
300	78 78 78	270 534 358	382 382 382	130,5 206 256	663 793 829
350	78 78 78	458 532 358	422 422 422	174 226 256	832 890 901

Rometec srl - www.rometec.it - Rometec srl - www.rometec.it - Rometec srl - www.rometec.it

Rometec srl - www.rometec.it - Rometec srl - www.rometec.it - Rometec srl - www.rometec.it

AUTOMATION CENTER GERMANY

(valves+actuators)² since 1993

ABSPERRKLAPPEN
EDELSTAHL

Endflansch-Absperrklappe
1-teilige Ausführung

Betätigung: ISO5211-DIN 3337
Anschlüsse: Für Montage als Endarmatur mit Flansche EN1092 PN10/16-ANSI125/150
Gehäuse: Edelstahl 1.4408
Scheibe: Aluminium-Bronze C95800
Größen: DN40-DN350 (DN400-DN600 auf Anfrage)
Dichtungen: NBR, EPDM

BUTTERFLY VALVES
STAINLESS STEEL

LUG type butterfly valve
1-piece design

Interface: ISO5211-DIN 3337
Connection: For mounting end of line with flanges EN1092 PN10/16-ANSI125/150
Body: Stainless steel AISI316
Disc: Aluminium-Bronze C95800
Sizes: DN40-DN350 (DN400-DN600 on request)
Seat + seal: NBR, EPDM

VALVOLE A FARFALLA
ACCIAIO INOX

Valvola a farfalla Wafer
Monocorpo design

Interfaccia: ISO5211-DIN 3337
Attacchi: Per montaggio fine tubazione con flangie EN1092 PN10/16-ANSI125/150
Corpo: Acciaio inox AISI316
Disco: Alluminio-bronzo C95800
Misure: DN40-DN350 (DN400-DN600 su richiesta)
Guarnizioni: NBR, EPDM


Pneumatic DA
D489


Pneumatic SR
S489


Electric
E489

Hand lever
H489


Valve Only
V489

DN	40	50	65	80	100	125	150	200	250	300	350
Actuator DA	30	30	30	30	60	60	120	360	360	360	AC-A160DA
Actuator SR	30	30	60	60	120	120	360	AC-A140S12	AC-A160S12	AC-A190S12	AC-A210S12
Actuator BT	25	25	38	38	60	90	170	350	350	ALE500	ALE500
Mit doppeltwirkendem peumatischen Antrieb DA				**With double-acting pneumatic actuator DA**				**Con attuatore pneumatico doppio effetto DA**			
Art. NBR	D489AN908	D489AN909	D489AN910	D489AN911	D489AN912	D489AN913	D489AN914	D489AN915	D489AN916	D489AN917	D489AN918
Art. EPDM	D489AE908	D489AE909	D489AE910	D489AE911	D489AE912	D489AE913	D489AE914	D489AE915	D489AE916	D489AE917	D489AE918
Euro	Preise auf Anfrage - Prices on request - Prezzi su richiesta										
Mit einfachwirkendem peumatischen Antrieb SR				**With spring return pneumatic actuator SR**				**Con attuatore pneumatico semplice effetto SR**			
Art. NBR	S489AN908	S489AN909	S489AN910	S489AN911	S489AN912	S489AN913	S489AN914	S489AN915	S489AN916	S489AN917	S489AN918
Art. EPDM	S489AE908	S489AE909	S489AE910	S489AE911	S489AE912	S489AE913	S489AE914	S489AE915	S489AE916	S489AE917	S489AE918
Euro	Preise auf Anfrage - Prices on request - Prezzi su richiesta										
Mit elektrischem Antrieb blu-e-torque BT				**With electric actuator blu-e-torque BT**				**Con attuatore elettrico blu-e-torque BT**			
Art. NBR	E489AN908	E489AN909	E489AN910	E489AN911	E489AN912	E489AN913	E489AN914	E489AN915	E489AN916	E489AN917	E489AN918
Art. EPDM	E489AE908	E489AE909	E489AE910	E489AE911	E489AE912	E489AE913	E489AE914	E489AE915	E489AE916	E489AE917	E489AE918
Euro	Preise auf Anfrage - Prices on request - Prezzi su richiesta										
Mit manuellem Handhebel H				**With manual hand lever H**				**Con leva manuale H**			
Art. NBR	H489AN908	H489AN909	H489AN910	H489AN911	H489AN912	H489AN913	H489AN914	H489AN915	H489AN916	H489AN917	H489AN918
Art. EPDM	H489AE908	H489AE909	H489AE910	H489AE911	H489AE912	H489AE913	H489AE914	H489AE915	H489AE916	H489AE917	H489AE918
Euro	Preise auf Anfrage - Prices on request - Prezzi su richiesta										
Nur Ventil				**Valve only**				**Valvola sola**			
Art. NBR	V489AN908	V489AN909	V489AN910	V489AN911	V489AN912	V489AN913	V489AN914	V489AN915	V489AN916	V489AN917	V489AN918
Art. EPDM	V489AE908	V489AE909	V489AE910	V489AE911	V489AE912	V489AE913	V489AE914	V489AE915	V489AE916	V489AE917	V489AE918
Euro	Preise auf Anfrage - Prices on request - Prezzi su richiesta										

D 4 8 9 A N 9 0 8

Betätigung Actuation Azionamento
D DA Double-acting pneumatic actuator
S SR Spring return pneumatic actuator
E Electric actuator
H Hand lever manual
V Valve only as a spare part

Serie
LUG

Dichtung Seat+seal Guarnizioni
AN NBR

Nennweite Size Dimensione
08 DN40 14 DN150
09 DN50 15 DN200
10 DN65 16 DN250
11 DN80 17 DN300
12 DN100 18 DN350

Management System ISO 9001:2015
TÜVRheinland ZERTIFIZIERT
www.tuv.com

Rometec srl - www.rometec.it - Rometec srl - www.rometec.it - Rometec srl - www.rometec.it

Rometec srl - www.rometec.it - Rometec srl - www.rometec.it - Rometec srl - www.rometec.it

MAßZEICHNUNGEN

DIMENSIONAL DRAWINGS

DISEGNI DIMENSIONI

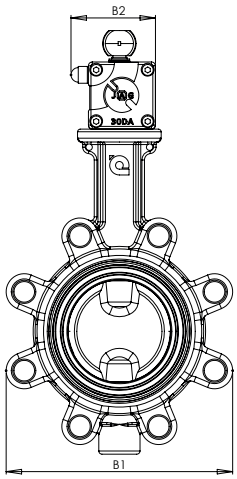

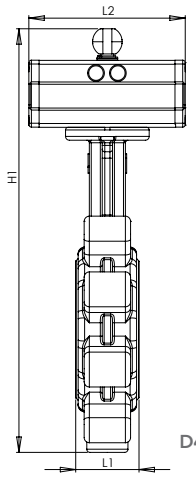

D489

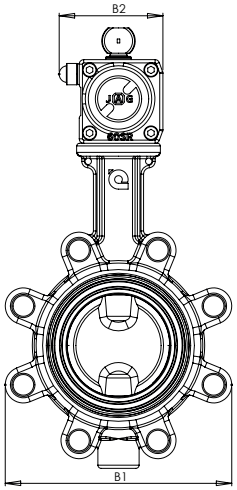

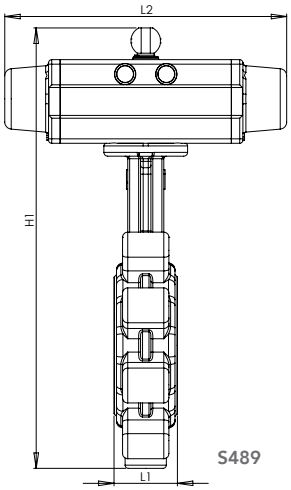

S489

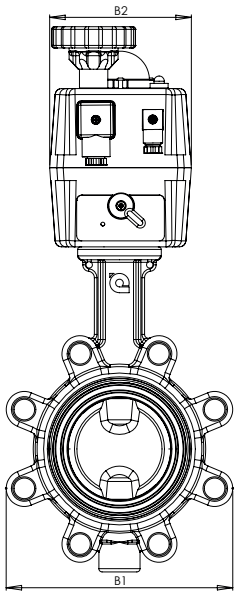

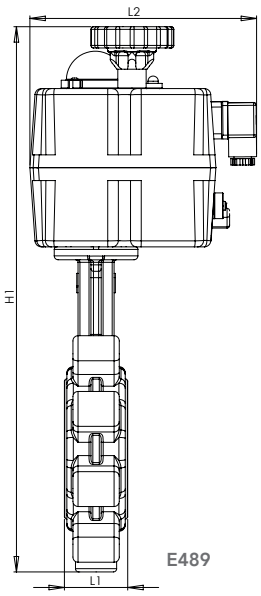

E489

Alle Maße in mm
All dimensions in mm
Tutte le dimensioni in mm

DN	L1 D489 S489 E489	L2 D489 S489 E489	B1 D489 S489 E489	B2 D489 S489 E489	H1 D489 S489 E489
40	33 33 33	122 195 181	86 86 86	66,5 66,5 110	252,5 252,5 349,5
50	43 43 43	122 195 181	102 102 102	66,5 66,5 110	274 274 371
65	46 46 46	122 219 181	116 116 116	66,5 80,6 110	218 301 385
80	46 46 46	122 219 181	132 132 132	66,5 80,6 110	324,5 337,5 421,5
100	52 52 52	151 300 181	157 157 157	80,6 95,6 110	365,5 380,5 476,5
125	56 56 56	151 300 181	195 195 195	80,6 95,6 110	394 409 505
150	56 56 56	198 410 235	218 218 218	95,6 130,5 214	445 475 599
200	60 60 60	270 394 235	271 271 271	130,5 152 214	530 602 654
250	68 68 68	270 458 235	329 329 329	130,5 174 214	609 706 733
300	78 78 78	270 534 358	382 382 382	130,5 206 256	663 793 829
350	78 78 78	458 532 358	422 422 422	174 226 256	832 890 901

Rometec srl - www.rometec.it - Rometec srl - www.rometec.it - Rometec srl - www.rometec.it

Rometec srl - www.rometec.it - Rometec srl - www.rometec.it - Rometec srl - www.rometec.it

AUTOMATION CENTER GERMANY

(valves+actuators)² since 1993

ABSPERRKLAPPEN
EDELSTAHL

Endflansch-Absperrklappe
1-teilige Ausführung

Betätigung: ISO5211-DIN 3337
Anschlüsse: Für Montage als Endarmatur mit Flansche EN1092 PN10/16-ANSI125/150
Gehäuse: Edelstahl 1.4408
Scheibe: Aluminium-Bronze C95800
Größen: DN40-DN350 (DN400-DN600 auf Anfrage)
Dichtungen: Viton

BUTTERFLY VALVES
STAINLESS STEEL

LUG type butterfly valve
1-piece design

Interface: ISO5211-DIN 3337
Connection: For mounting end of line with flanges EN1092 PN10/16-ANSI125/150
Body: Stainless steel AISI316
Disc: Aluminium-Bronze C95800
Sizes: DN40-DN350 (DN400-DN600 on request)
Seat + seal: Viton

VALVOLE A FARFALLA
ACCIAIO INOX

Valvola a farfalla Wafer
Monocorpo design

Interfaccia: ISO5211-DIN 3337
Attacchi: Per montaggio fine tubazione con flangie EN1092 PN10/16-ANSI125/150
Corpo: Acciaio inox AISI316
Disco: Alluminio-bronzo C95800
Misure: DN40-DN350 (DN400-DN600 su richiesta)
Guarnizioni: Viton



Pneumatic DA
D489



Pneumatic SR
S489



Electric
E489

Hand lever
H489



Valve Only
V489

DN	40	50	65	80	100	125	150	200	250	300	350
Actuator DA	30	30	30	30	60	60	120	360	360	360	AC-A160DA
Actuator SR	30	30	60	60	120	120	360	AC-A140S12	AC-A160S12	AC-A190S12	AC-A210S12
Actuator BT	25	25	38	38	60	90	170	350	350	ALE500	ALE500
Mit doppeltwirkendem peumatischen Antrieb DA				With double-acting pneumatic actuator DA				Con attuatore pneumatico doppio effetto DA			
Art. VITON	D489AV908	D489AV909	D489AV910	D489AV911	D489AV912	D489AV913	D489AV914	D489AV915	D489AV916	D489AV917	D489AV918
Euro	Preise auf Anfrage - Prices on request - Prezzi su richiesta										
Mit einfachwirkendem peumatischen Antrieb SR				With spring return pneumatic actuator SR				Con attuatore pneumatico semplice effetto SR			
Art. VITON	S489AV908	S489AV909	S489AV910	S489AV911	S489AV912	S489AV913	S489AV914	S489AV915	S489AV916	S489AV917	S489AV918
Euro	Preise auf Anfrage - Prices on request - Prezzi su richiesta										
Mit elektrischem Antrieb blu-e-torque BT				With electric actuator blu-e-torque BT				Con attuatore elettrico blu-e-torque BT			
Art. VITON	E489AV908	E489AV909	E489AV910	E489AV911	E489AV912	E489AV913	E489AV914	E489AV915	E489AV916	E489AV917	E489AV918
Euro	Preise auf Anfrage - Prices on request - Prezzi su richiesta										
Mit manuellem Handhebel H				With manual hand lever H				Con leva manuale H			
Art. VITON	H489AV908	H489AV909	H489AV910	H489AV911	H489AV912	H489AV913	H489AV914	H489AV915	H489AV916	H489AV917	H489AV918
Euro	Preise auf Anfrage - Prices on request - Prezzi su richiesta										
Nur Ventil				Valve only				Valvola sola			
Art. VITON	V489AV908	V489AV909	V489AV910	V489AV911	V489AV912	V489AV913	V489AV914	V489AV915	V489AV916	V489AV917	V489AV918
Euro	Preise auf Anfrage - Prices on request - Prezzi su richiesta										

D 4 8 9 A V 9 0 8

Betätigung Actuation Azionamento
- D DA Double-acting pneumatic actuator
- S SR Spring return pneumatic actuator
- E Electric actuator
- H Hand lever manual
- V Valve only as a spare part

Serie
LUG

Dichtung Seat+seal Guarnizioni
AV Viton

Nennweite Size Dimensione
- 08 DN40
- 09 DN50
- 10 DN65
- 11 DN80
- 12 DN100
- 14 DN150
- 15 DN200
- 16 DN250
- 17 DN300
- 18 DN350

Management System ISO 9001:2015
TÜVRheinland ZERTIFIZIERT
www.tuv.com

Rometec srl - www.rometec.it - Rometec srl - www.rometec.it - Rometec srl - www.rometec.it

Rometec srl - www.rometec.it - Rometec srl - www.rometec.it - Rometec srl - www.rometec.it

MAßZEICHNUNGEN

DIMENSIONAL DRAWINGS

DISEGNI DIMENSIONI

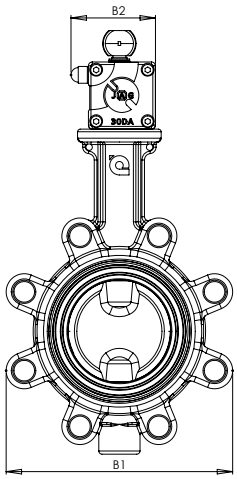

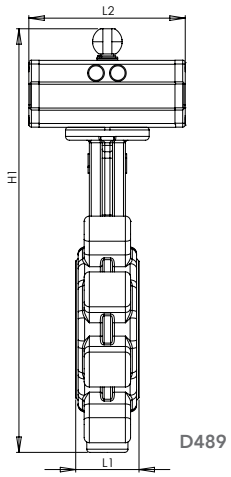

D489

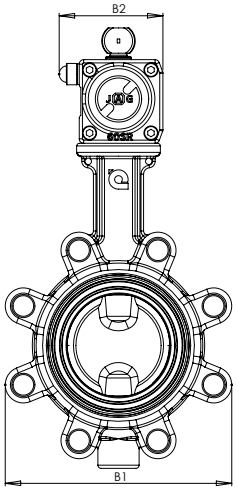

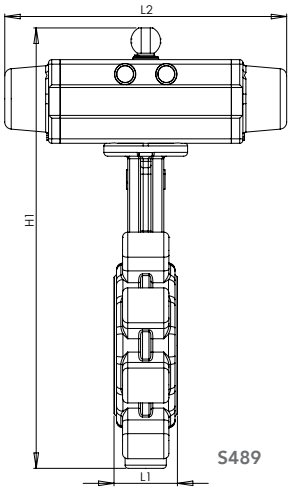

S489

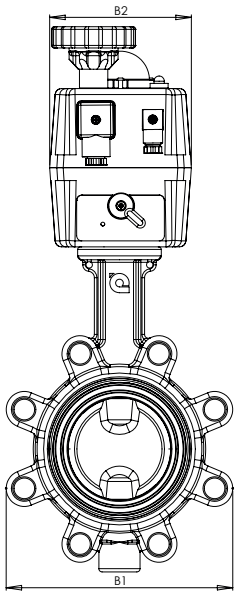

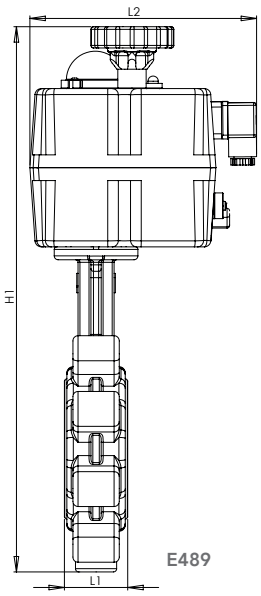

E489

Alle Maße in mm
All dimensions in mm
Tutte le dimensioni in mm

DN	L1 D489 S489 E489	L2 D489 S489 E489	B1 D489 S489 E489	B2 D489 S489 E489	H1 D489 S489 E489
40	33 33 33	122 195 181	86 86 86	66,5 66,5 110	252,5 252,5 349,5
50	43 43 43	122 195 181	102 102 102	66,5 66,5 110	274 274 371
65	46 46 46	122 219 181	116 116 116	66,5 80,6 110	218 301 385
80	46 46 46	122 219 181	132 132 132	66,5 80,6 110	324,5 337,5 421,5
100	52 52 52	151 300 181	157 157 157	80,6 95,6 110	365,5 380,5 476,5
125	56 56 56	151 300 181	195 195 195	80,6 95,6 110	394 409 505
150	56 56 56	198 410 235	218 218 218	95,6 130,5 214	445 475 599
200	60 60 60	270 394 235	271 271 271	130,5 152 214	530 602 654
250	68 68 68	270 458 235	329 329 329	130,5 174 214	609 706 733
300	78 78 78	270 534 358	382 382 382	130,5 206 256	663 793 829
350	78 78 78	458 532 358	422 422 422	174 226 256	832 890 901

Rometec srl - www.rometec.it - Rometec srl - www.rometec.it - Rometec srl - www.rometec.it

Rometec srl - www.rometec.it - Rometec srl - www.rometec.it - Rometec srl - www.rometec.it

AUTOMATION CENTER GERMANY

(valves+actuators)² since 1993

ABSPERRKLAPPEN
KUNSTSTOFF

Zwischenflansch-Absperrklappe
1-teilige Ausführung

Betätigung: ISO5211-DIN 3337
Anschlüsse: Für Montage zwischen Flansche EN1092 PN10/16-ANSI125/150
Baulänge: EN558 Reihe 20 (frühere DIN3202 K1)
Gehäuse: PP-GFK
Scheibe: PVCU
Größen: DN40-DN200
Dichtungen: EPDM, Viton

BUTTERFLY VALVES
PLASTIC

Wafer type butterfly valve
1-piece design

Interface: ISO5211-DIN 3337
Connection: For mounting between flanges EN1092 PN10/16-ANSI125/150
Lenght: EN558 row 20 (former DIN3202 K1)
Body: PP-GFK
Disc: PVCU
Sizes: DN40-DN200
Seat + seal: EPDM, Viton

VALVOLE A FARFALLA
PLASTICA

Valvola a farfalla Wafer
Monocorpo design

Interfaccia: ISO5211-DIN 3337
Attacchi: Per montaggio tra flangie EN1092 PN10/16-ANSI125/150
Lunghezza: EN558 serie 20 (prima DIN3202 K1)
Corpo: PP-GFK
Disco: PVCU
Misure: DN40-DN200
Guarnizioni: EPDM, Viton



Pneumatic DA D676 | Pneumatic SR S676 | Electric E676 | Hand lever H676 | Hand gear HG676 | Valve Only V676

d	50	63	75	90	110	140	160	225			
DN	40	50	65	80	100	125	150	200			
Actuator DA	30	30	30	30	60	60	120	360			
Actuator SR	30	30	60	60	120	120	360	AC-A140S12			
Actuator BT	25	25	38	38	60	90	170	350			
Mit doppeltwirkendem peumatischen Antrieb DA				**With double-acting pneumatic actuator DA**				**Con attuatore pneumatico doppio effetto DA**			
Art. EPDM	D676AE08-PP-PVCU	D676AE09-PP-PVCU	D676AE10-PP-PVCU	D676AE11-PP-PVCU	D676AE12-PP-PVCU	D676AE13-PP-PVCU	D676AE14-PP-PVCU	D676AE15-PP-PVCU			
Art. Viton	D676AV08-PP-PVCU	D676AV09-PP-PVCU	D676AV10-PP-PVCU	D676AV11-PP-PVCU	D676AV12-PP-PVCU	D676AV13-PP-PVCU	D676AV14-PP-PVCU	D676AV15-PP-PVCU			
Mit einfachwirkendem peumatischen Antrieb SR				**With spring return pneumatic actuator SR**				**Con attuatore pneumatico semplice effetto SR**			
Art. EPDM	S676AE08-PP-PVCU	S676AE09-PP-PVCU	S676AE10-PP-PVCU	S676AE11-PP-PVCU	S676AE12-PP-PVCU	S676AE13-PP-PVCU	S676AE14-PP-PVCU	S676AE15-PP-PVCU			
Art. Viton	S676AV08-PP-PVCU	S676AV09-PP-PVCU	S676AV10-PP-PVCU	S676AV11-PP-PVCU	S676AV12-PP-PVCU	S676AV13-PP-PVCU	S676AV14-PP-PVCU	S676AV15-PP-PVCU			
Mit elektrischem Antrieb blu-e-torque BT				**With electric actuator blu-e-torque BT**				**Con attuatore elettrico blu-e-torque BT**			
Art. EPDM	E676AE08-PP-PVCU	E676AE09-PP-PVCU	E676AE10-PP-PVCU	E676AE11-PP-PVCU	E676AE12-PP-PVCU	E676AE13-PP-PVCU	E676AE14-PP-PVCU	E676AE15-PP-PVCU			
Art. Viton	E676AV08-PP-PVCU	E676AV09-PP-PVCU	E676AV10-PP-PVCU	E676AV11-PP-PVCU	E676AV12-PP-PVCU	E676AV13-PP-PVCU	E676AV14-PP-PVCU	E676AV15-PP-PVCU			
Mit manuellem Handhebel H				**With manual hand lever H**				**Con leva manuale H**			
Art. EPDM	H676AE08-PP-PVCU	H676AE09-PP-PVCU	H676AE10-PP-PVCU	H676AE11-PP-PVCU	H676AE12-PP-PVCU	H676AE13-PP-PVCU	H676AE14-PP-PVCU	H676AE15-PP-PVCU			
Art. Viton	H676AV08-PP-PVCU	H676AV09-PP-PVCU	H676AV10-PP-PVCU	H676AV11-PP-PVCU	H676AV12-PP-PVCU	H676AV13-PP-PVCU	H676AV14-PP-PVCU	H676AV15-PP-PVCU			
Nur Ventil				**Valve only**				**Valvola sola**			
Art. EPDM	V676AE08-PP-PVCU	V676AE09-PP-PVCU	V676AE10-PP-PVCU	V676AE11-PP-PVCU	V676AE12-PP-PVCU	V676AE13-PP-PVCU	V676AE14-PP-PVCU	V676AE15-PP-PVCU			
Art. Viton	V676AV08-PP-PVCU	V676AV09-PP-PVCU	V676AV10-PP-PVCU	V676AV11-PP-PVCU	V676AV12-PP-PVCU	V676AV13-PP-PVCU	V676AV14-PP-PVCU	V676AV15-PP-PVCU			

D 6 7 6 A E 0 8 - P P - P V C U

Betätigung Actuation Azionamento
D DA Double-acting pneumatic actuator
S SR Spring return pneumatic actuator

Serie
Wafer

Dichtung
Seat+seal
Guarnizioni

Nennweite Size Dimensione
08 DN40 12 DN100
09 DN50 13 DN125

V Valve only as a spare part
AV VITON

Rometec srl - www.rometec.it - Rometec srl - www.rometec.it - Rometec srl - www.rometec.it

Rometec srl - www.rometec.it - Rometec srl - www.rometec.it - Rometec srl - www.rometec.it

MAßZEICHNUNGEN

DIMENSIONAL DRAWINGS

DISEGNI DIMENSIONI

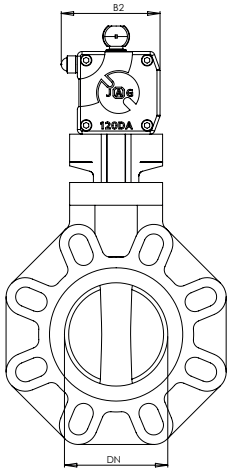

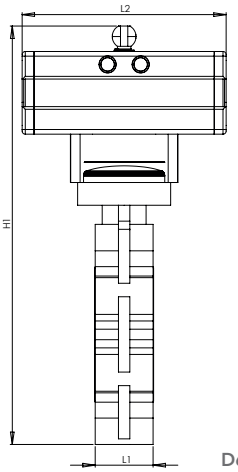

D676

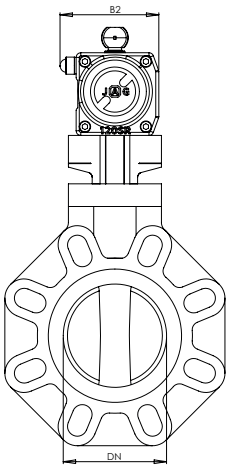

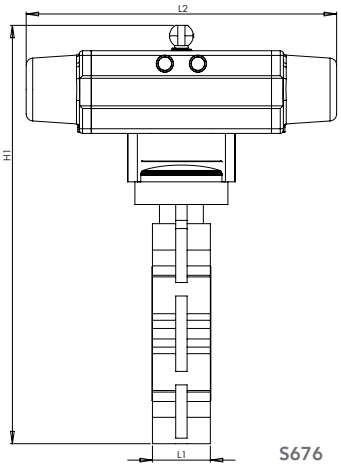

S676

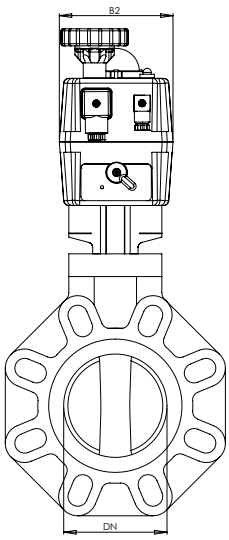

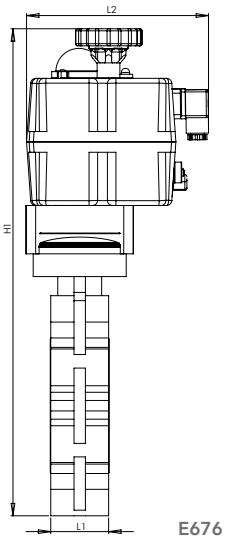

E676

Alle Maße in mm
All dimensions in mm
Tutte le dimensioni in mm

DN	L1 D676 S676 E676	L2 D676 S676 E676	B2 D676 S676 E676	H1 D676 S676 E676
40	33 33 33	122 195 181	66,5 66,5 110	238 238 335
50	43 43 43	122 195 181	66,5 66,5 110	254 254 351
65	46 46 46	122 219 181	66,5 80,6 110	271 286 368
80	46 46 46	122 219 181	66,5 80,6 110	298 311 395
100	52 52 52	151 300 181	80,6 95,6 110	339 354 450
125	56 56 56	151 300 181	80,6 95,6 110	372 387 483
150	56 56 56	198 410 235	95,6 130,5 214	414 444 568
200	60 60 60	270 394 235	130,5 152 214	418 590 642

TÜVRheinland ZERTIFIZIERT
Management System ISO 9001:2015
www.tuv.com

Rometec srl - www.rometec.it - Rometec srl - www.rometec.it - Rometec srl - www.rometec.it

Rometec srl - www.rometec.it - Rometec srl - www.rometec.it - Rometec srl - www.rometec.it

AUTOMATION CENTER GERMANY

(valves+actuators)² since 1993

ABSPERRKLAPPEN
KUNSTSTOFF

Endflansch-Absperrklappe
1-teilige Ausführung

Betätigung: ISO5211-DIN 3337
Anschlüsse: Für Montage als Endarmatur mit Flansche EN1092 PN10/16-ANSI125/150
Baulänge: EN558 Reihe 20 (frühere DIN3202 K1)
Gehäuse: PP-GFK
Scheibe: PVCU
Größen: DN65-DN200
Dichtungen: EPDM, VITON

BUTTERFLY VALVES
PLASTIC

LUG type butterfly valve
1-piece design

Interface: ISO5211-DIN 3337
Connection: For mounting end of line with flanges EN1092 PN10/16-ANSI125/150
Lenght: EN558 row 20 (former DIN3202 K1)
Body: PP-GFK
Disc: PVCU
Sizes: DN65-DN200
Seat + seal: EPDM, VITON

VALVOLE A FARFALLA
PLASTICA

Valvola a farfalla LUG
Monocorpo design

Interfaccia: ISO5211-DIN 3337
Attacchi: Per montaggio fine tubazione con flangie EN1092 PN10/16-ANSI125/150
Lunghezza: EN558 serie 20 (prima DIN3202 K1)
Corpo: PP-GFK
Disco: PVCU
Misure: DN65-DN200
Guarnizioni: EPDM, VITON


Pneumatic DA
D686


Pneumatic SR
S686


Electric
E686


Hand lever
H686

Hand gear
HG686


Valve Only
V686

d			75	90	110	140	160	225			
DN			65	80	100	125	150	200			
Actuator DA			30	30	60	60	120	360			
Actuator SR			60	60	120	120	360	AC-A140S12			
Actuator BT			38	38	60	90	170	350			
Mit doppeltwirkendem peumatischen Antrieb DA				**With double-acting pneumatic actuator DA**				**Con attuatore pneumatico doppio effetto DA**			
Art. EPDM			D686AE10-PP-PVCU	D686AE11-PP-PVCU	D686AE12-PP-PVCU	D686AE13-PP-PVCU	D686AE14-PP-PVCU	D686AE15-PP-PVCU			
Art. Viton			D686AV10-PP-PVCU	D686AV11-PP-PVCU	D686AV12-PP-PVCU	D686AV13-PP-PVCU	D686AV14-PP-PVCU	D686AV15-PP-PVCU			
Mit einfachwirkendem peumatischen Antrieb SR				**With spring return pneumatic actuator SR**				**Con attuatore pneumatico semplice effetto SR**			
Art. EPDM			S686AE10-PP-PVCU	S686AE11-PP-PVCU	S686AE12-PP-PVCU	S686AE13-PP-PVCU	S686AE14-PP-PVCU	S686AE15-PP-PVCU			
Art. Viton			S686AV10-PP-PVCU	S686AV11-PP-PVCU	S686AV12-PP-PVCU	S686AV13-PP-PVCU	S686AV14-PP-PVCU	S686AV15-PP-PVCU			
Mit elektrischem Antrieb blu-e-torque BT				**With electric actuator blu-e-torque BT**				**Con attuatore elettrico blu-e-torque BT**			
Art. EPDM			E686AE10-PP-PVCU	E686AE11-PP-PVCU	E686AE12-PP-PVCU	E686AE13-PP-PVCU	E686AE14-PP-PVCU	E686AE15-PP-PVCU			
Art. Viton			E686AV10-PP-PVCU	E686AV11-PP-PVCU	E686AV12-PP-PVCU	E686AV13-PP-PVCU	E686AV14-PP-PVCU	E686AV15-PP-PVCU			
Mit manuellem Handhebel H				**With manual hand lever H**				**Con leva manuale H**			
Art. EPDM			H686AE10-PP-PVCU	H686AE11-PP-PVCU	H686AE12-PP-PVCU	H686AE13-PP-PVCU	H686AE14-PP-PVCU	H686AE15-PP-PVCU			
Art. Viton			H686AV10-PP-PVCU	H686AV11-PP-PVCU	H686AV12-PP-PVCU	H686AV13-PP-PVCU	H686AV14-PP-PVCU	H686AV15-PP-PVCU			
Nur Ventil				**Valve only**				**Valvola sola**			
Art. EPDM			V686AE10-PP-PVCU	V686AE11-PP-PVCU	V686AE12-PP-PVCU	V686AV13-PP-PVCU	V686AV14-PP-PVCU	V686AE15-PP-PVCU			
Art. Viton			V686AV10-PP-PVCU	V686AV11-PP-PVCU	V686AV12-PP-PVCU	V686AV13-PP-PVCU	V686AV14-PP-PVCU	V686AV15-PP-PVCU			

D686AE08-PP-PVCU

Betätigung Actuation Azionamento
D DA Double-acting pneumatic actuator
S SR Spring return pneumatic actuator

Serie
Lug

Dichtung
Seat+seal
Guarnizioni

Nennweite Size Dimensione
08 DN40 12 DN100
09 DN50 13 DN125

V Valve only as a spare part
AV VITON

Rometec srl - www.rometec.it - Rometec srl - www.rometec.it - Rometec srl - www.rometec.it

Rometec srl - www.rometec.it - Rometec srl - www.rometec.it - Rometec srl - www.rometec.it

MAßZEICHNUNGEN

DIMENSIONAL DRAWINGS

DISEGNI DIMENSIONI

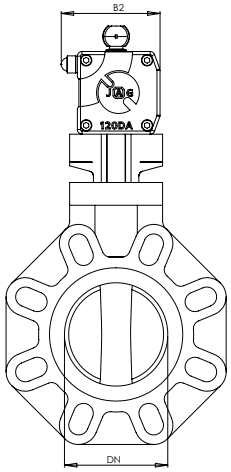

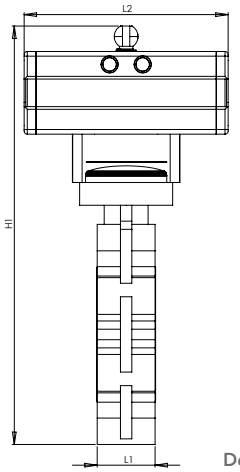

D686

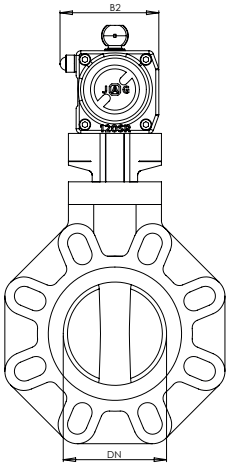

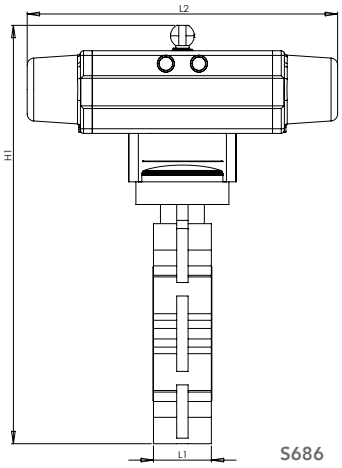

S686

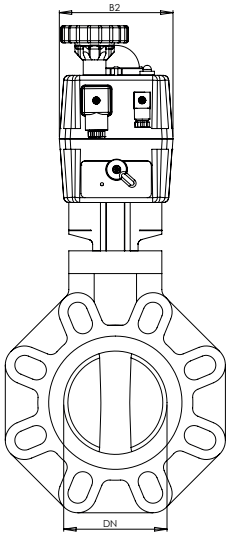

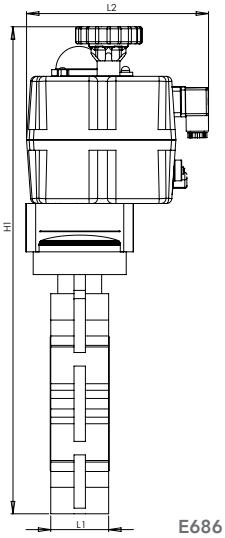

E686

Alle Maße in mm
All dimensions in mm
Tutte le dimensioni in mm

DN	L1 D686 S686 E686	L2 D686 S686 E686	B2 D686 S686 E686	H1 D686 S686 E686
65	46 46 46	122 219 181	66,5 80,6 110	271 286 368
80	46 46 46	122 219 181	66,5 80,6 110	298 311 395
100	52 52 52	151 300 181	80,6 95,6 110	339 354 450
125	56 56 56	151 300 181	80,6 95,6 110	372 387 483
150	56 56 56	198 410 235	95,6 130,5 214	414 444 568
200	60 60 60	270 394 235	130,5 152 214	418 590 642

Management System ISO 9001:2015
TÜVRheinland ZERTIFIZIERT
www.tuv.com

Rometec srl - www.rometec.it - Rometec srl - www.rometec.it - Rometec srl - www.rometec.it

Rometec srl - www.rometec.it - Rometec srl - www.rometec.it - Rometec srl - www.rometec.it

AUTOMATION CENTER GERMANY

(valves+actuators)² since 1993

ABSPERRKLAPPEN
KUNSTSTOFF

Zwischenflansch-Absperrklappe
1-teilige Ausführung

Betätigung: ISO5211-DIN 3337
Anschlüsse: Für Montage zwischen Flansche EN1092 PN10/16-ANSI125/150
Baulänge: EN558 Reihe 20 (frühere DIN3202 K1)
Gehäuse: PP-GFK
Scheibe: PP
Größen: DN40-DN200
Dichtungen: EPDM, Viton

BUTTERFLY VALVES
PLASTIC

Wafer type butterfly valve
1-piece design

Interface: ISO5211-DIN 3337
Connection: For mounting between flanges EN1092 PN10/16-ANSI125/150
Lenght: EN558 row 20 (former DIN3202 K1)
Body: PP-GFK
Disc: PP
Sizes: DN40-DN200
Seat + seal: EPDM, Viton

VALVOLE A FARFALLA
PLASTICA

Valvola a farfalla Wafer
Monocorpo design

Interfaccia: ISO5211-DIN 3337
Attacchi: Per montaggio tra flangie EN1092 PN10/16-ANSI125/150
Lunghezza: EN558 serie 20 (prima DIN3202 K1)
Corpo: PP-GFK
Disco: PP
Misure: DN40-DN200
Guarnizioni: EPDM, Viton


Pneumatic DA
D676


Pneumatic SR
S676


Electric
E676


Hand lever
H676

Hand gear
HG676


Valve Only
V676

d	50	63	75	90	110	140	160	225			
DN	40	50	65	80	100	125	150	200			
Actuator DA	30	30	30	30	60	60	120	360			
Actuator SR	30	30	60	60	120	120	360	AC-A140S12			
Actuator BT	25	25	38	38	60	90	170	350			
Mit doppeltwirkendem peumatischen Antrieb DA				**With double-acting pneumatic actuator DA**				**Con attuatore pneumatico doppio effetto DA**			
Art. EPDM	D676AE08-PP	D676AE09-PP	D676AE10-PP	D676AE11-PP	D676AE12-PP	D676AE13-PP	D676AE14-PP	D676AE15-PP			
Art. Viton	D676AV08-PP	D676AV09-PP	D676AV10-PP	D676AV11-PP	D676AV12-PP	D676AV13-PP	D676AV14-PP	D676AV15-PP			
Mit einfachwirkendem peumatischen Antrieb SR				**With spring return pneumatic actuator SR**				**Con attuatore pneumatico semplice effetto SR**			
Art. EPDM	S676AE08-PP	S676AE09-PP	S676AE10-PP	S676AE11-PP	S676AE12-PP	S676AE13-PP	S676AE14-PP	S676AE15-PP			
Art. Viton	S676AV08-PP	S676AV09-PP	S676AV10-PP	S676AV11-PP	S676AV12-PP	S676AV13-PP	S676AV14-PP	S676AV15-PP			
Mit elektrischem Antrieb blu-e-torque BT				**With electric actuator blu-e-torque BT**				**Con attuatore elettrico blu-e-torque BT**			
Art. EPDM	E676AE08-PP	E676AE09-PP	E676AE10-PP	E676AE11-PP	E676AE12-PP	E676AE13-PP	E676AE14-PP	E676AE15-PP			
Art. Viton	E676AV08-PP	E676AV09-PP	E676AV10-PP	E676AV11-PP	E676AV12-PP	E676AV13-PP	E676AV14-PP	E676AV15-PP			
Mit manuellem Handhebel H				**With manual hand lever H**				**Con leva manuale H**			
Art. EPDM	H676AE08-PP	H676AE09-PP	H676AE10-PP	H676AE11-PP	H676AE12-PP	H676AE13-PP	H676AE14-PP	H676AE15-PP			
Art. Viton	H676AV08-PP	H676AV09-PP	H676AV10-PP	H676AV11-PP	H676AV12-PP	H676AV13-PP	H676AV14-PP	H676AV15-PP			
Nur Ventil				**Valve only**				**Valvola sola**			
Art. EPDM	V676AE08-PP	V676AE09-PP	V676AE10-PP	V676AE11-PP	V676AE12-PP	V676AE13-PP	V676AE14-PP	V676AE15-PP			
Art. Viton	V676AV08-PP	V676AV09-PP	V676AV10-PP	V676AV11-PP	V676AV12-PP	V676AV13-PP	V676AV14-PP	V676AV15-PP			

D 6 7 6 A E 0 8 - P P

Betätigung Actuation Azionamento
D DA Double-acting pneumatic actuator
S SR Spring return pneumatic actuator
E Electric actuator

Serie
Wafer

Dichtung
Seat+seal
Guarnizioni

Nennweite Size Dimensione
08 DN40 12 DN100
09 DN50 13 DN125
10 DN65 14 DN150

Rometec srl - www.rometec.it - Rometec srl - www.rometec.it - Rometec srl - www.rometec.it

Rometec srl - www.rometec.it - Rometec srl - www.rometec.it - Rometec srl - www.rometec.it

MAßZEICHNUNGEN

DIMENSIONAL DRAWINGS

DISEGNI DIMENSIONI

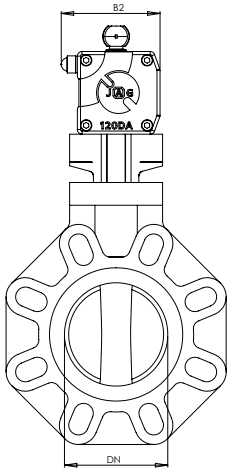

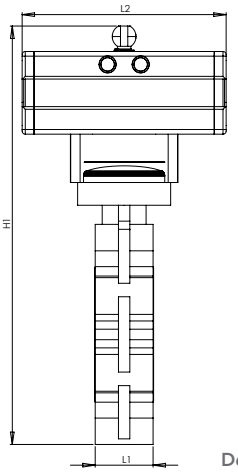

D676

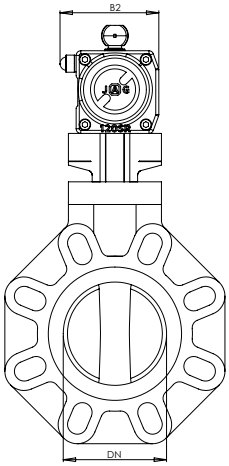

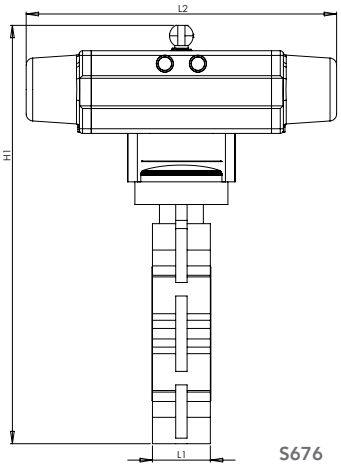

S676

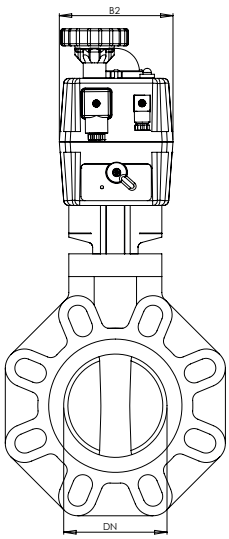

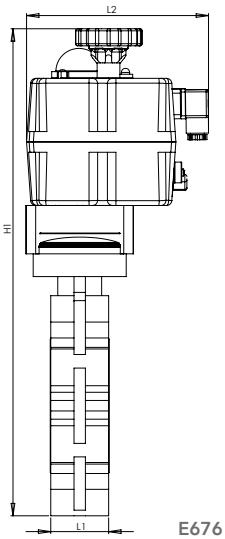

E676

Alle Maße in mm
All dimensions in mm
Tutte le dimensioni in mm

DN	L1 D676 S676 E676	L2 D676 S676 E676	B2 D676 S676 E676	H1 D676 S676 E676
40	33 33 33	122 195 181	66,5 66,5 110	238 238 335
50	43 43 43	122 195 181	66,5 66,5 110	254 254 351
65	46 46 46	122 219 181	66,5 80,6 110	271 286 368
80	46 46 46	122 219 181	66,5 80,6 110	298 311 395
100	52 52 52	151 300 181	80,6 95,6 110	339 354 450
125	56 56 56	151 300 181	80,6 95,6 110	372 387 483
150	56 56 56	198 410 235	95,6 130,5 214	414 444 568
200	60 60 60	270 394 235	130,5 152 214	418 590 642

TÜVRheinland ZERTIFIZIERT
Management System ISO 9001:2015
www.tuv.com

Rometec srl - www.rometec.it - Rometec srl - www.rometec.it - Rometec srl - www.rometec.it

Rometec srl - www.rometec.it - Rometec srl - www.rometec.it - Rometec srl - www.rometec.it

AUTOMATION CENTER GERMANY

(valves+actuators)² since 1993

ABSPERRKLAPPEN
KUNSTSTOFF

Endflansch-Absperrklappe
1-teilige Ausführung

Betätigung: ISO5211-DIN 3337
Anschlüsse: Für Montage als Endarmatur mit Flansche EN1092 PN10/16-ANSI125/150
Baulänge: EN558 Reihe 20 (frühere DIN3202 K1)
Gehäuse: PP-GFK
Scheibe: PP
Größen: DN65-DN200
Dichtungen: EPDM, VITON

BUTTERFLY VALVES
PLASTIC

LUG type butterfly valve
1-piece design

Interface: ISO5211-DIN 3337
Connection: For mounting end of line with flanges EN1092 PN10/16-ANSI125/150
Lenght: EN558 row 20 (former DIN3202 K1)
Body: PP-GFK
Disc: PP
Sizes: DN65-DN200
Seat + seal: EPDM, VITON

VALVOLE A FARFALLA
PLASTICA

Valvola a farfalla LUG
Monocorpo design

Interfaccia: ISO5211-DIN 3337
Attacchi: Per montaggio fine tubazione con flangie EN1092 PN10/16-ANSI125/150
Lunghezza: EN558 serie 20 (prima DIN3202 K1)
Corpo: PP-GFK
Disco: PP
Misure: DN65-DN200
Guarnizioni: EPDM, VITON


Pneumatic DA
D686


Pneumatic SR
S686


Electric
E686


Hand lever
H686

Hand gear
HG686


Valve Only
V686

d			75	90	110	140	160	225			
DN			65	80	100	125	150	200			
Actuator DA			30	30	60	60	120	360			
Actuator SR			60	60	120	120	360	AC-A140S12			
Actuator BT			38	38	60	90	170	350			
Mit doppeltwirkendem peumatischen Antrieb DA				With double-acting pneumatic actuator DA				Con attuatore pneumatico doppio effetto DA			
Art. EPDM			D686AE10-PP	D686AE11-PP	D686AE12-PP	D686AE13-PP	D686AE14-PP	D686AE15-PP			
Art. Viton			D686AV10-PP	D686AV11-PP	D686AV12-PP	D686AV13-PP	D686AV14-PP	D686AV15-PP			
Mit einfachwirkendem peumatischen Antrieb SR				With spring return pneumatic actuator SR				Con attuatore pneumatico semplice effetto SR			
Art. EPDM			S686AE10-PP	S686AE11-PP	S686AE12-PP	S686AE13-PP	S686AE14-PP	S686AE15-PP			
Art. Viton			S686AV10-PP	S686AV11-PP	S686AV12-PP	S686AV13-PP	S686AV14-PP	S686AV15-PP			
Mit elektrischem Antrieb blu-e-torque BT				With electric actuator blu-e-torque BT				Con attuatore elettrico blu-e-torque BT			
Art. EPDM			E686AE10-PP	E686AE11-PP	E686AE12-PP	E686AE13-PP	E686AE14-PP	E686AE15-PP			
Art. Viton			E686AV10-PP	E686AV11-PP	E686AV12-PP	E686AV13-PP	E686AV14-PP	E686AV15-PP			
Mit manuellem Handhebel H				With manual hand lever H				Con leva manuale H			
Art. EPDM			H686AE10-PP	H686AE11-PP	H686AE12-PP	H686AE13-PP	H686AE14-PP	H686AE15-PP			
Art. Viton			H686AV10-PP	H686AV11-PP	H686AV12-PP	H686AV13-PP	H686AV14-PP	H686AV15-PP			
Nur Ventil				Valve only				Valvola sola			
Art. EPDM			V686AE10-PP	V686AE11-PP	V686AE12-PP	V686AE13-PP	V686AE14-PP	V686AE15-PP			
Art. Viton			V686AV10-PP	V686AV11-PP	V686AV12-PP	V686AV13-PP	V686AV14-PP	V686AV15-PP			

D 6 8 6 A E 0 8 - P P

Betätigung Actuation Azionamento
D DA Double-acting pneumatic actuator
S SR Spring return pneumatic actuator
E Electric actuator

Serie
Lug

Dichtung
Seat+seal
Guarnizioni

Nennweite Size Dimensione
08 DN40 12 DN100
09 DN50 13 DN125
10 DN65 14 DN150

Rometec srl - www.rometec.it - Rometec srl - www.rometec.it - Rometec srl - www.rometec.it

Rometec srl - www.rometec.it - Rometec srl - www.rometec.it - Rometec srl - www.rometec.it

MAßZEICHNUNGEN

DIMENSIONAL DRAWINGS

DISEGNI DIMENSIONI

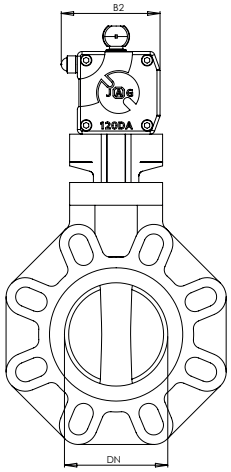

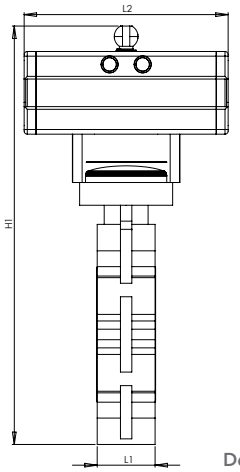

D686

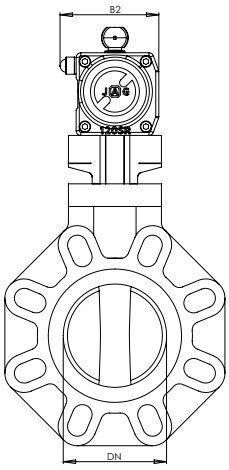

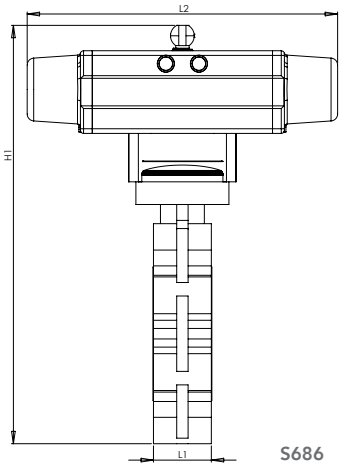

S686

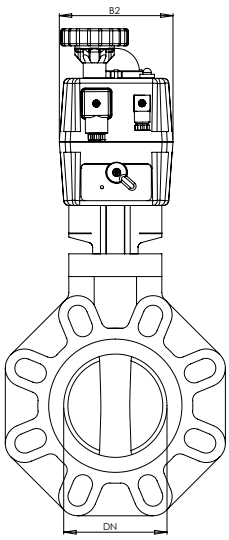

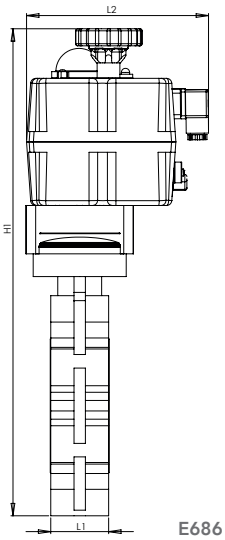

E686

Alle Maße in mm
All dimensions in mm
Tutte le dimensioni in mm

DN	L1 D686 S686 E686	L2 D686 S686 E686	B2 D686 S686 E686	H1 D686 S686 E686
65	46 46 46	122 219 181	66,5 80,6 110	271 286 368
80	46 46 46	122 219 181	66,5 80,6 110	298 311 395
100	52 52 52	151 300 181	80,6 95,6 110	339 354 450
125	56 56 56	151 300 181	80,6 95,6 110	372 387 483
150	56 56 56	198 410 235	95,6 130,5 214	414 444 568
200	60 60 60	270 394 235	130,5 152 214	418 590 642

Management System ISO 9001:2015
TÜVRheinland ZERTIFIZIERT
www.tuv.com

Rometec srl - www.rometec.it - Rometec srl - www.rometec.it - Rometec srl - www.rometec.it